



Aquis Park Gold Coast Poly QLD Professional

Race 3: REVELSTONE STUD Class 1 Plate - 1200m

21 October 2023 - 13:44



Track Rating: Synthetic, Weather: Fine, Rail Position: True

Section		Field Times										Last 600m	
		Overall	1000m	800m	600m	400m	200m						0:35.96
		1:11.65 (0:13.39)	0:58.26 (0:10.74)	0:47.52 (0:11.56)	0:35.96 (0:11.79)	0:24.17 (0:11.86)	0:12.31 (0:12.31)						
Rank	TAB Horse/Jockey	Barrier	Top Speed [km/h]	Fastest Section								Margin	Distance Travelled [m]
1	4 ROMANOVA Craig Robertson	7	70.2 1000m	0:10.73 1000m	1:11.65 [1] (0:13.40)	0:58.25 [2] (0:10.73)	0:47.52 [1] (0:11.60)	0:35.92 [2] (0:11.75)	0:24.17 [1] (0:11.86)	0:12.31 [1] (0:12.31)	1:11.65	0:35.92	
2	5 SPICY LEGEND Jasper Franklin	2	68.3 1000m	0:10.79 1000m	1:11.90 [2] (0:13.41)	0:58.49 [3] (0:10.79)	0:47.70 [3] (0:11.49)	0:36.21 [1] (0:11.81)	0:24.40 [2] (0:11.96)	0:12.44 [2] (0:12.44)	1.3L	0:36.21	+3
3	6 STAR OF ROBIGLEN Casey Waddell	3	67.8 1000m	0:10.79 1000m	1:12.18 [3] (0:13.39)	0:58.79 [1] (0:10.79)	0:48.00 [2] (0:11.76)	0:36.24 [4] (0:11.87)	0:24.37 [4] (0:11.84)	0:12.53 [3] (0:12.53)	2.8L	0:36.24	+12
4	3 CONTESSA NILE Nozi Tomizawa	8	67.3 1000m	0:11.02 1000m	1:12.43 [4] (0:14.07)	0:58.36 [7] (0:11.02)	0:47.34 [8] (0:11.33)	0:36.01 [8] (0:11.55)	0:24.46 [5] (0:12.18)	0:12.28 [5] (0:12.28)	4.1L	0:36.01	+12
5	7 VELVET Emily Lang	6	66.9 1000m	0:11.03 1000m	1:12.45 [5] (0:13.58)	0:58.87 [4] (0:11.03)	0:47.84 [4] (0:11.33)	0:36.51 [3] (0:11.84)	0:24.67 [3] (0:12.15)	0:12.52 [4] (0:12.52)	4.2L	0:36.51	+1
6	2 UPLOADS Micheal Hellyer	1	67.1 1000m	0:10.88 1000m	1:12.64 [6] (0:14.15)	0:58.49 [8] (0:10.88)	0:47.61 [7] (0:11.29)	0:36.32 [7] (0:11.98)	0:24.34 [8] (0:12.00)	0:12.34 [6] (0:12.34)	5.2L	0:36.32	+7
7	1 SUKICHE Andrew Spinks	5	65.8 1000m	0:11.07 1000m	1:13.78 [7] (0:13.85)	0:59.93 [5] (0:11.07)	0:48.86 [6] (0:11.33)	0:37.53 [6] (0:11.86)	0:25.67 [6] (0:12.36)	0:13.31 [7] (0:13.31)	11.7L	0:37.53	+7
8	8 OUR ECEE Sariah Champkin	4	67.4 1000m	0:10.91 1000m	1:14.28 [8] (0:13.94)	1:00.34 [6] (0:10.91)	0:49.43 [5] (0:11.38)	0:38.05 [5] (0:11.91)	0:26.14 [7] (0:12.64)	0:13.50 [8] (0:13.50)	14.5L	0:38.05	+1

[] Ranking at each section and finish
 -:-:- No data available at this section
 NA No data available

SCN Saddle cloth number
 DNF Did not finish
 DNT Did not track



Horse/Jockey Name	Romanova
Final Rank	1
Fastest Section Time (Section)	0:10.73 (1000m)
Top Speed [km/h] (Section)	70.2 (1000m)
Race State	Finished



Aquis Park Gold Coast Poly QLD Professional

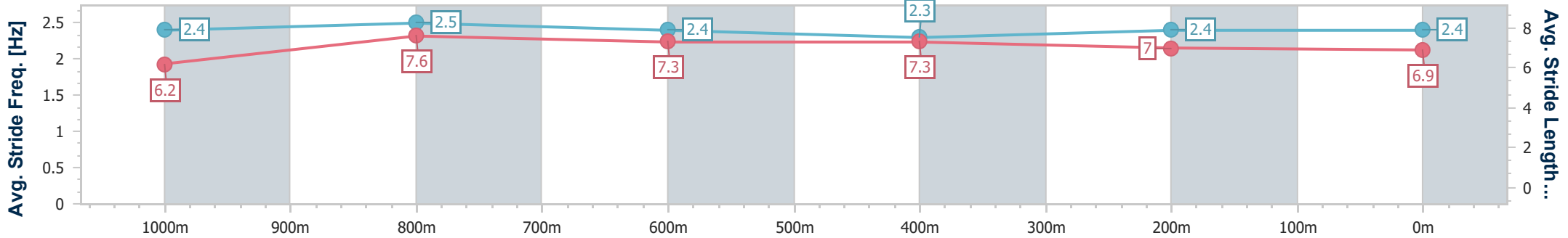
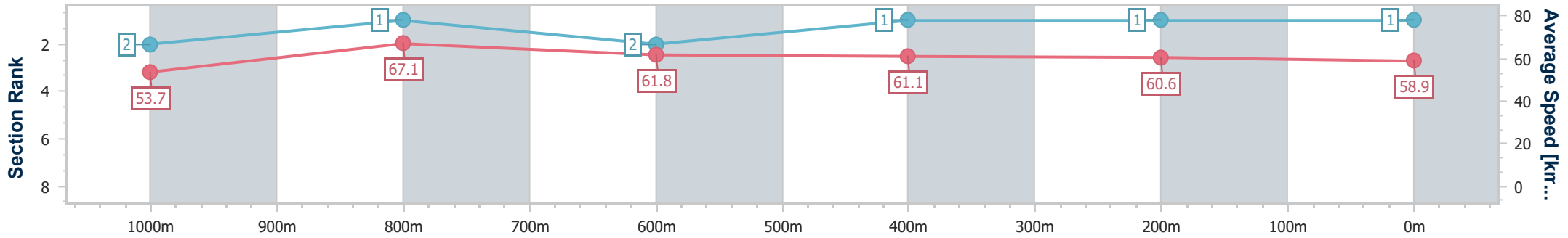
Race 3: REVELSTONE STUD Class 1 Plate - 1200m

21 October 2023 - 13:44

Track Rating: Synthetic, Weather: Fine, Rail Position: True



Section	Overall	1000m	800m	600m	400m	200m
Section Times	1:11.65 [1] (0:13.40)	0:58.25 [2] (0:10.73)	0:47.52 [1] (0:11.60)	0:35.92 [2] (0:11.75)	0:24.17 [1] (0:11.86)	0:12.31 [1] (0:12.31)
Average Speed [km/h]	53.7	67.1	61.8	61.1	60.6	58.9
Top Speed [km/h]	68.6	70.2	63.9	61.5	61.3	61.0
Avg. Dist. to Rail [m]	5.8	1.3	0.9	0.3	0.5	2.1
Avg. Stride Freq. [Hz]	2.4	2.5	2.4	2.3	2.4	2.4
Avg. Stride Length [m]	6.2	7.6	7.3	7.3	7.0	6.9



- [] Ranking at each section and finish
- .-.- No data available at this section
- NA No data available



Horse/Jockey Name	Spicy Legend
Final Rank	2
Fastest Section Time (Section)	0:10.79 (1000m)
Top Speed [km/h] (Section)	68.3 (1000m)
Race State	Finished



Aquis Park Gold Coast Poly QLD Professional

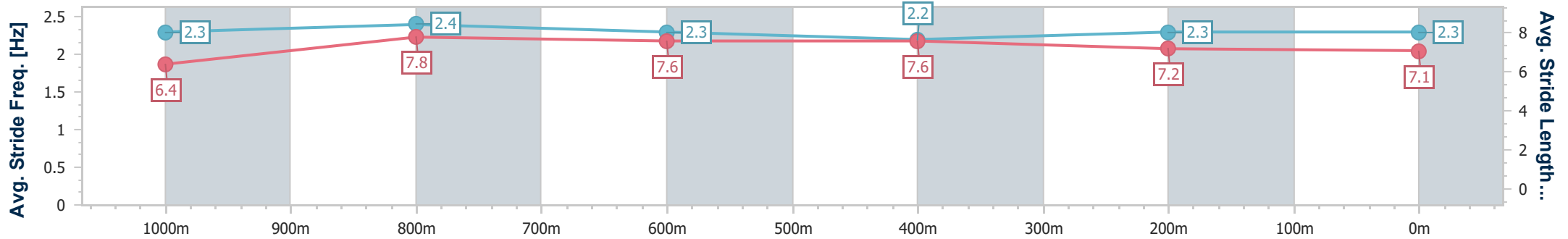
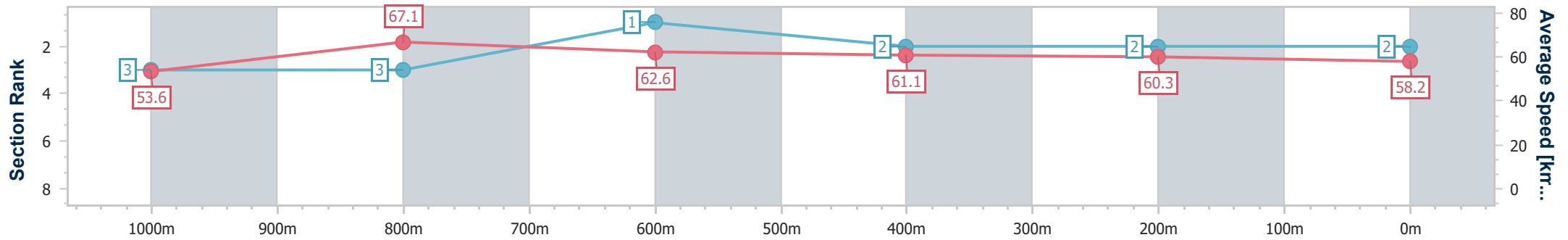
Race 3: REVELSTONE STUD Class 1 Plate - 1200m

21 October 2023 - 13:44

Track Rating: Synthetic, Weather: Fine, Rail Position: True



Section	Overall	1000m	800m	600m	400m	200m
Section Times	1:11.90 [2] (0:13.41)	0:58.49 [3] (0:10.79)	0:47.70 [3] (0:11.49)	0:36.21 [1] (0:11.81)	0:24.40 [2] (0:11.96)	0:12.44 [2] (0:12.44)
Average Speed [km/h]	53.6	67.1	62.6	61.1	60.3	58.2
Top Speed [km/h]	67.2	68.3	65.8	62.0	61.7	60.4
Avg. Dist. to Rail [m]	0.8	0.8	0.3	0.3	1.3	4.2
Avg. Stride Freq. [Hz]	2.3	2.4	2.3	2.2	2.3	2.3
Avg. Stride Length [m]	6.4	7.8	7.6	7.6	7.2	7.1



- [] Ranking at each section and finish
- .-.- No data available at this section
- NA No data available



Horse/Jockey Name	Star Of Robiglen
Final Rank	3
Fastest Section Time (Section)	0:10.79 (1000m)
Top Speed [km/h] (Section)	67.8 (1000m)
Race State	Finished



Aquis Park Gold Coast Poly QLD Professional

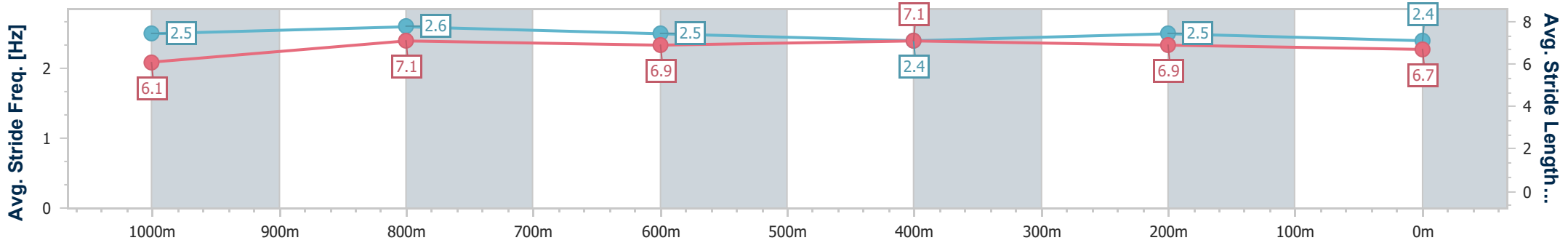
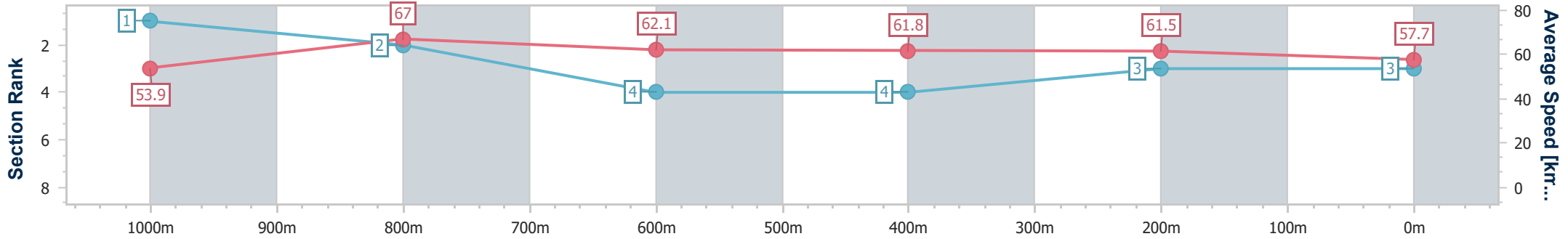
Race 3: REVELSTONE STUD Class 1 Plate - 1200m

21 October 2023 - 13:44

Track Rating: Synthetic, Weather: Fine, Rail Position: True



Section	Overall	1000m	800m	600m	400m	200m
Section Times	1:12.18 [3] (0:13.39)	0:58.79 [1] (0:10.79)	0:48.00 [2] (0:11.76)	0:36.24 [4] (0:11.87)	0:24.37 [4] (0:11.84)	0:12.53 [3] (0:12.53)
Average Speed [km/h]	53.9	67.0	62.1	61.8	61.5	57.7
Top Speed [km/h]	67.7	67.8	64.5	62.6	62.3	60.5
Avg. Dist. to Rail [m]	1.9	1.3	3.1	3.5	4.7	5.6
Avg. Stride Freq. [Hz]	2.5	2.6	2.5	2.4	2.5	2.4
Avg. Stride Length [m]	6.1	7.1	6.9	7.1	6.9	6.7



- [] Ranking at each section and finish
- .-.- No data available at this section
- NA No data available



Horse/Jockey Name	Contessa Nile
Final Rank	4
Fastest Section Time (Section)	0:11.02 (1000m)
Top Speed [km/h] (Section)	67.3 (1000m)
Race State	Finished



Aquis Park Gold Coast Poly QLD Professional

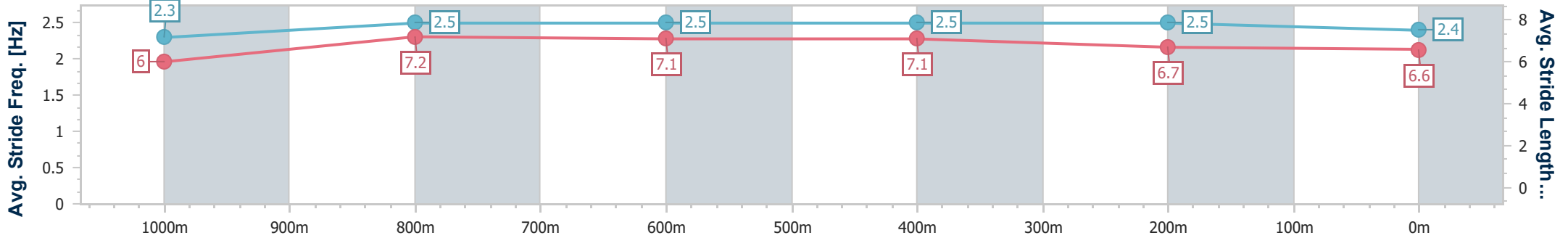
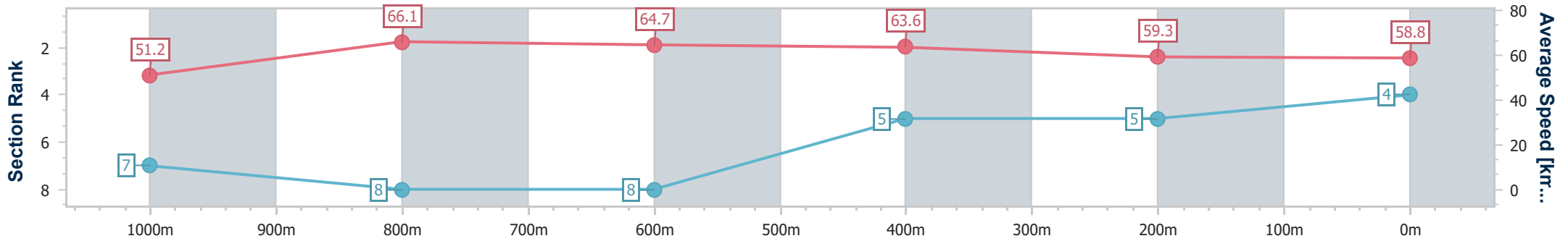
Race 3: REVELSTONE STUD Class 1 Plate - 1200m

21 October 2023 - 13:44

Track Rating: Synthetic, Weather: Fine, Rail Position: True



Section	Overall	1000m	800m	600m	400m	200m
Section Times	1:12.43 [4] (0:14.07)	0:58.36 [7] (0:11.02)	0:47.34 [8] (0:11.33)	0:36.01 [8] (0:11.55)	0:24.46 [5] (0:12.18)	0:12.28 [5] (0:12.28)
Average Speed [km/h]	51.2	66.1	64.7	63.6	59.3	58.8
Top Speed [km/h]	66.4	67.3	65.7	66.5	60.6	60.7
Avg. Dist. to Rail [m]	8.0	4.9	3.4	3.5	3.6	6.1
Avg. Stride Freq. [Hz]	2.3	2.5	2.5	2.5	2.5	2.4
Avg. Stride Length [m]	6.0	7.2	7.1	7.1	6.7	6.6



- [] Ranking at each section and finish
- .-.- No data available at this section
- NA No data available



Horse/Jockey Name	Velvet
Final Rank	5
Fastest Section Time (Section)	0:11.03 (1000m)
Top Speed [km/h] (Section)	66.9 (1000m)
Race State	Finished



Aquis Park Gold Coast Poly QLD Professional

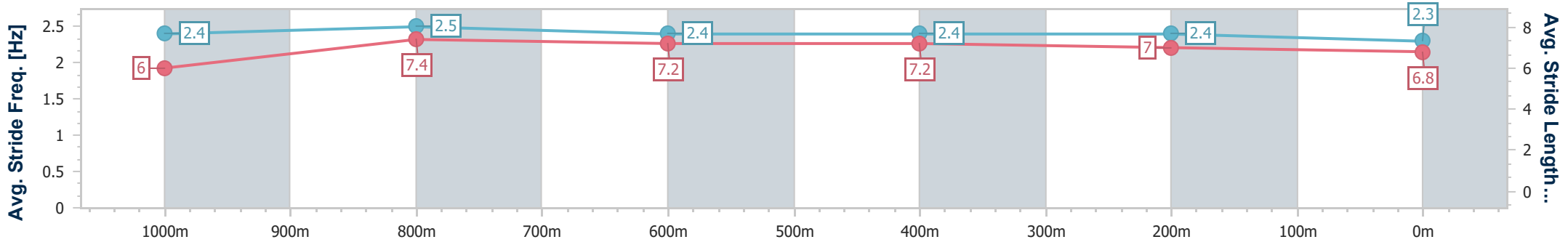
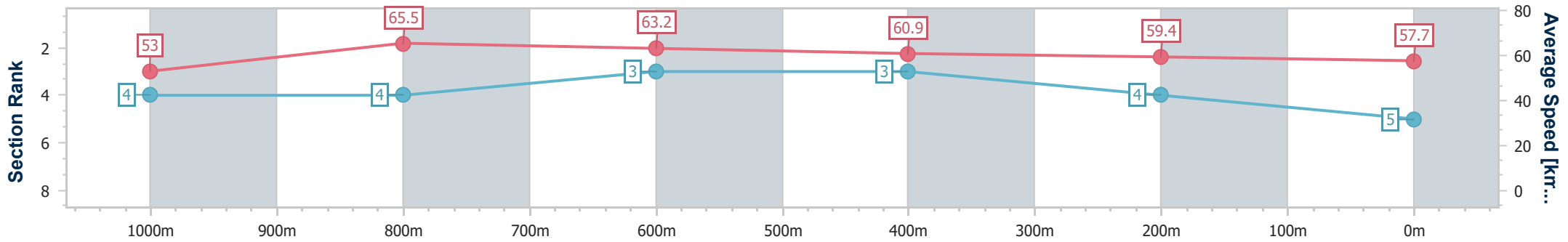
Race 3: REVELSTONE STUD Class 1 Plate - 1200m

21 October 2023 - 13:44

Track Rating: Synthetic, Weather: Fine, Rail Position: True



Section	Overall	1000m	800m	600m	400m	200m
Section Times	1:12.45 [5] (0:13.58)	0:58.87 [4] (0:11.03)	0:47.84 [4] (0:11.33)	0:36.51 [3] (0:11.84)	0:24.67 [3] (0:12.15)	0:12.52 [4]
Average Speed [km/h]	53.0	65.5	63.2	60.9	59.4	57.7
Top Speed [km/h]	65.6	66.9	65.2	61.7	60.5	59.1
Avg. Dist. to Rail [m]	3.4	0.7	0.9	0.6	1.0	2.7
Avg. Stride Freq. [Hz]	2.4	2.5	2.4	2.4	2.4	2.3
Avg. Stride Length [m]	6.0	7.4	7.2	7.2	7.0	6.8



- [] Ranking at each section and finish
- .-.-.- No data available at this section
- NA No data available



Horse/Jockey Name	
Final Rank	6
Fastest Section Time (Section)	0:10.88 (1000m)
Top Speed [km/h] (Section)	67.1 (1000m)
Race State	Finished



Aquis Park Gold Coast Poly QLD Professional

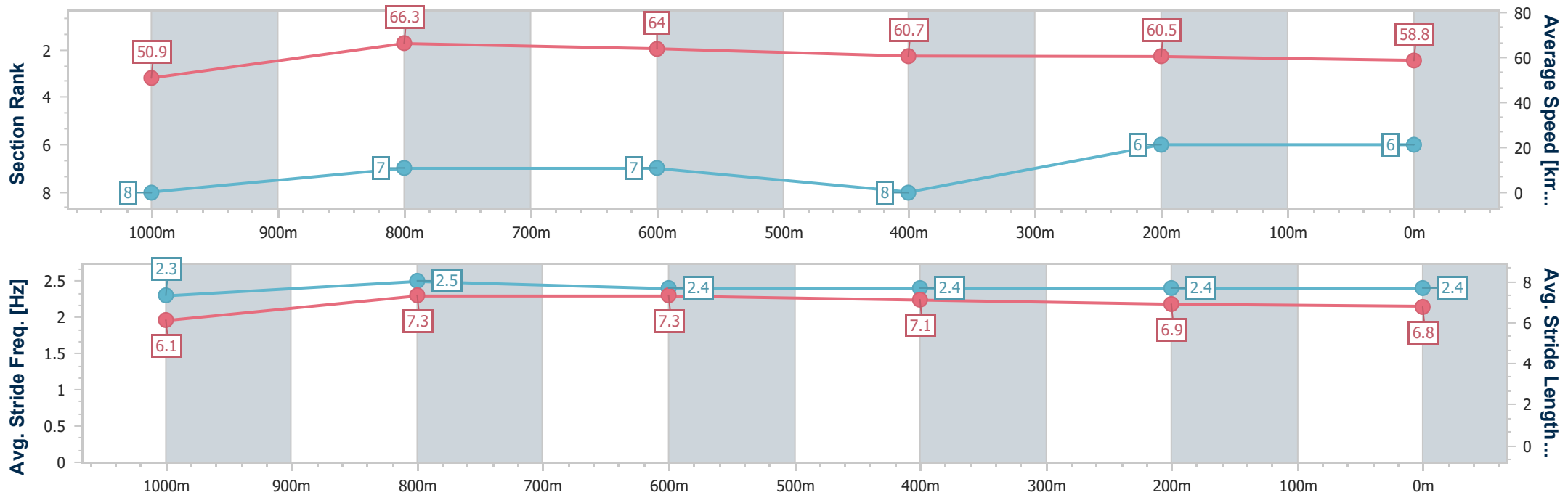
Race 3: REVELSTONE STUD Class 1 Plate - 1200m

21 October 2023 - 13:44

Track Rating: Synthetic, Weather: Fine, Rail Position: True



Section	Overall	1000m	800m	600m	400m	200m
Section Times	1:12.64 [6] (0:14.15)	0:58.49 [8] (0:10.88)	0:47.61 [7] (0:11.29)	0:36.32 [7] (0:11.98)	0:24.34 [8] (0:12.00)	0:12.34 [6]
Average Speed [km/h]	50.9	66.3	64.0	60.7	60.5	58.8
Top Speed [km/h]	65.9	67.1	65.5	62.1	61.7	60.9
Avg. Dist. to Rail [m]	0.4	0.3	0.9	1.7	4.2	7.1
Avg. Stride Freq. [Hz]	2.3	2.5	2.4	2.4	2.4	2.4
Avg. Stride Length [m]	6.1	7.3	7.3	7.1	6.9	6.8



- [] Ranking at each section and finish
- .-.- No data available at this section
- NA No data available



Horse/Jockey Name	Sukiche
Final Rank	7
Fastest Section Time (Section)	0:11.07 (1000m)
Top Speed [km/h] (Section)	65.8 (1000m)
Race State	Finished



Aquis Park Gold Coast Poly QLD Professional

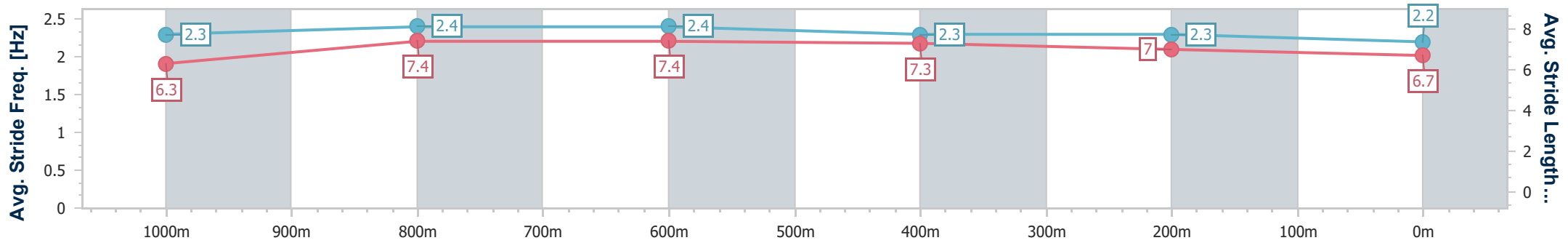
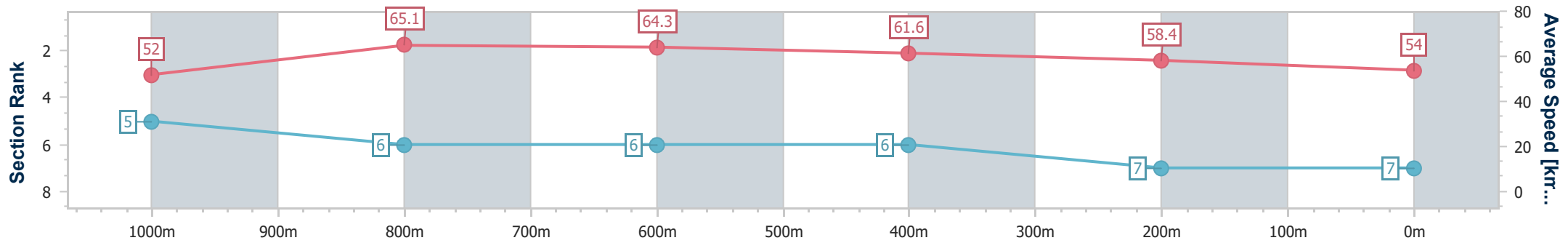
Race 3: REVELSTONE STUD Class 1 Plate - 1200m

21 October 2023 - 13:44

Track Rating: Synthetic, Weather: Fine, Rail Position: True



Section	Overall	1000m	800m	600m	400m	200m
Section Times	1:13.78 [7] (0:13.85)	0:59.93 [5] (0:11.07)	0:48.86 [6] (0:11.33)	0:37.53 [6] (0:11.86)	0:25.67 [6] (0:12.36)	0:13.31 [7] (0:13.31)
Average Speed [km/h]	52.0	65.1	64.3	61.6	58.4	54.0
Top Speed [km/h]	65.3	65.8	65.6	63.2	59.9	57.1
Avg. Dist. to Rail [m]	3.7	1.0	1.8	2.5	2.8	5.0
Avg. Stride Freq. [Hz]	2.3	2.4	2.4	2.3	2.3	2.2
Avg. Stride Length [m]	6.3	7.4	7.4	7.3	7.0	6.7



- [] Ranking at each section and finish
- .-.- No data available at this section
- NA No data available



Horse/Jockey Name	Our Ecee
Final Rank	8
Fastest Section Time (Section)	0:10.91 (1000m)
Top Speed [km/h] (Section)	67.4 (1000m)
Race State	Finished



Aquis Park Gold Coast Poly QLD Professional

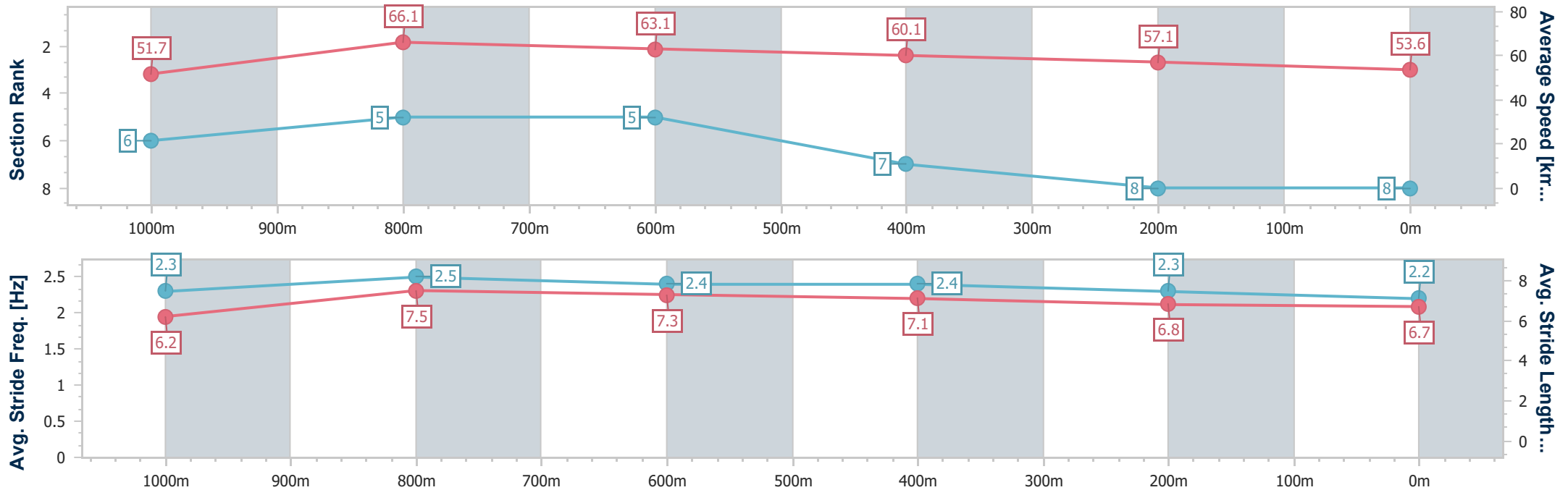
Race 3: REVELSTONE STUD Class 1 Plate - 1200m

21 October 2023 - 13:44

Track Rating: Synthetic, Weather: Fine, Rail Position: True



Section	Overall	1000m	800m	600m	400m	200m
Section Times	1:14.28 [8] (0:13.94)	1:00.34 [6] (0:10.91)	0:49.43 [5] (0:11.38)	0:38.05 [5] (0:11.91)	0:26.14 [7] (0:12.64)	0:13.50 [8] (0:13.50)
Average Speed [km/h]	51.7	66.1	63.1	60.1	57.1	53.6
Top Speed [km/h]	66.0	67.4	65.0	63.3	59.3	55.1
Avg. Dist. to Rail [m]	1.9	0.5	0.7	0.4	0.8	1.2
Avg. Stride Freq. [Hz]	2.3	2.5	2.4	2.4	2.3	2.2
Avg. Stride Length [m]	6.2	7.5	7.3	7.1	6.8	6.7



- [] Ranking at each section and finish
- .-.- No data available at this section
- NA No data available