

# Aquis Park Gold Coast Poly QLD Professional

## Race 6: ATTWOOD MARSHALL LAWYERS BENCHMARK 62 Handicap - 1540m

21 October 2023 - 15:39

Track Rating: Synthetic, Weather: Fine, Rail Position: True

| Section     |                                    | Overall              | 1400m                | 1200m                | 1000m                    | 800m                     | 600m                     | 400m                     | Last 600m                |                          |                          |         |                        |
|-------------|------------------------------------|----------------------|----------------------|----------------------|--------------------------|--------------------------|--------------------------|--------------------------|--------------------------|--------------------------|--------------------------|---------|------------------------|
| Field Times |                                    | 1:34.56<br>(0:10.75) | 1:23.81<br>(0:12.15) | 1:11.66<br>(0:11.66) | 1:00.00<br>(0:11.71)     | 0:48.29<br>(0:11.72)     | 0:36.57<br>(0:12.17)     | 0:24.40<br>(0:12.03)     | 0:36.57                  |                          |                          |         |                        |
| Rank        | TAB Horse/Jockey                   | Barrier              | Top Speed [km/h]     | Fastest Section      |                          |                          |                          |                          |                          |                          |                          |         | Distance Travelled [m] |
| 1           | 6 GREEK STAR<br>Casey Waddell      | 9                    | 62.6<br>1200m        | 0:10.78<br>Overall   | 1:34.56 [1]<br>(0:10.78) | 1:23.78 [2]<br>(0:12.28) | 1:11.50 [3]<br>(0:11.65) | 0:59.85 [2]<br>(0:11.68) | 0:48.17 [2]<br>(0:11.77) | 0:36.40 [2]<br>(0:12.00) | 0:24.40 [1]<br>(0:12.03) | 0:36.40 |                        |
| 2           | 5 DIVINE COURAGE<br>Michael Cahill | 3                    | 63.0<br>600m         | 0:11.33<br>Overall   | 1:34.77 [2]<br>(0:11.33) | 1:23.44 [6]<br>(0:12.16) | 1:11.28 [6]<br>(0:11.85) | 0:59.43 [6]<br>(0:11.67) | 0:47.76 [6]<br>(0:11.66) | 0:36.10 [6]<br>(0:11.68) | 0:24.42 [3]<br>(0:11.93) | 0:36.10 | -1                     |
| 3           | 4 SUKHBIR<br>Emily Lang            | 6                    | 62.7<br>1000m        | 0:10.75<br>Overall   | 1:34.99 [3]<br>(0:10.75) | 1:24.24 [1]<br>(0:12.25) | 1:11.99 [2]<br>(0:11.83) | 1:00.16 [3]<br>(0:11.67) | 0:48.49 [3]<br>(0:11.78) | 0:36.71 [4]<br>(0:12.15) | 0:24.56 [5]<br>(0:12.03) | 0:36.71 | -4                     |
| 4           | 2 SHOPPING WISE<br>Jasper Franklin | 5                    | 62.7<br>800m         | 0:11.24<br>Overall   | 1:35.11 [4]<br>(0:11.24) | 1:23.87 [5]<br>(0:12.06) | 1:11.81 [5]<br>(0:11.72) | 1:00.09 [4]<br>(0:11.65) | 0:48.44 [4]<br>(0:11.60) | 0:36.84 [3]<br>(0:12.09) | 0:24.75 [4]<br>(0:12.16) | 0:36.84 | -2                     |
| 5           | 1 DORSET COAST<br>Ronald Simpson   | 1                    | 62.9<br>800m         | 0:10.90<br>Overall   | 1:36.03 [5]<br>(0:10.90) | 1:25.13 [3]<br>(0:12.31) | 1:12.82 [4]<br>(0:11.92) | 1:00.90 [5]<br>(0:11.64) | 0:49.26 [5]<br>(0:11.66) | 0:37.60 [5]<br>(0:12.14) | 0:25.46 [6]<br>(0:12.64) | 0:37.60 | -7                     |
| 6           | 8 TIGERTUDE<br>Josh Adams          | 4                    | 63.2<br>1000m        | 0:11.34<br>Overall   | 1:36.30 [6]<br>(0:11.34) | 1:24.96 [7]<br>(0:12.29) | 1:12.67 [7]<br>(0:11.83) | 1:00.84 [7]<br>(0:11.56) | 0:49.28 [7]<br>(0:11.83) | 0:37.45 [7]<br>(0:12.05) | 0:25.40 [7]<br>(0:12.47) | 0:37.45 | -2                     |
| 7           | 9 TEE AMICI<br>Micheal Hellyer     | 2                    | 63.5<br>1400m        | 0:11.13<br>Overall   | 1:37.23 [7]<br>(0:11.13) | 1:26.10 [4]<br>(0:11.77) | 1:14.33 [1]<br>(0:11.66) | 1:02.67 [1]<br>(0:11.71) | 0:50.96 [1]<br>(0:11.72) | 0:39.24 [1]<br>(0:12.25) | 0:26.99 [2]<br>(0:12.80) | 0:39.24 | -6                     |

Scratched: Bulletin (#7), Bassac Lane (#3)



# Aquis Park Gold Coast Poly QLD Professional

## Race 6: ATTWOOD MARSHALL LAWYERS BENCHMARK 62 Handicap - 1540m

21 October 2023 - 15:39



Track Rating: Synthetic, Weather: Fine, Rail Position: True

| Section     |     |                       |         | 200m                 |                 |             |         | Last 600m |                        |
|-------------|-----|-----------------------|---------|----------------------|-----------------|-------------|---------|-----------|------------------------|
| Field Times |     |                       |         | 0:12.37<br>(0:12.37) |                 |             |         | 0:36.57   |                        |
| Rank        | TAB | Horse/Jockey          | Barrier | Top Speed [km/h]     | Fastest Section | Margin      |         |           | Distance Travelled [m] |
| 1           | 6   | <b>GREEK STAR</b>     | 9       | 62.6                 | 0:10.78         | 0:12.37 [1] | 1:34.56 |           | 0:36.40                |
|             |     | Casey Waddell         |         | 1200m                | Overall         | (0:12.37)   |         |           |                        |
| 2           | 5   | <b>DIVINE COURAGE</b> | 3       | 63.0                 | 0:11.33         | 0:12.49 [2] | 1L      |           | 0:36.10                |
|             |     | Michael Cahill        |         | 600m                 | Overall         | (0:12.49)   |         |           | -1                     |
| 3           | 4   | <b>SUKHBIR</b>        | 6       | 62.7                 | 0:10.75         | 0:12.53 [3] | 2.3L    |           | 0:36.71                |
|             |     | Emily Lang            |         | 1000m                | Overall         | (0:12.53)   |         |           | -4                     |
| 4           | 2   | <b>SHOPPING WISE</b>  | 5       | 62.7                 | 0:11.24         | 0:12.59 [4] | 2.8L    |           | 0:36.84                |
|             |     | Jasper Franklin       |         | 800m                 | Overall         | (0:12.59)   |         |           | -2                     |
| 5           | 1   | <b>DORSET COAST</b>   | 1       | 62.9                 | 0:10.90         | 0:12.82 [6] | 8.1L    |           | 0:37.60                |
|             |     | Ronald Simpson        |         | 800m                 | Overall         | (0:12.82)   |         |           | -7                     |
| 6           | 8   | <b>TIGERTUDE</b>      | 4       | 63.2                 | 0:11.34         | 0:12.93 [7] | 9.6L    |           | 0:37.45                |
|             |     | Josh Adams            |         | 1000m                | Overall         | (0:12.93)   |         |           | -2                     |
| 7           | 9   | <b>TEE AMICI</b>      | 2       | 63.5                 | 0:11.13         | 0:14.19 [5] | 14.9L   |           | 0:39.24                |
|             |     | Micheal Hellyer       |         | 1400m                | Overall         | (0:14.19)   |         |           | -6                     |

Scratched: Bulletin (#7), Bassac Lane (#3)

[ ] Ranking at each section and finish  
 -:-:-:- No data available at this section  
 NA No data available

SCN Saddle cloth number  
 DNF Did not finish  
 DNT Did not track



|                                |                   |
|--------------------------------|-------------------|
| Horse/Jockey Name              | Greek Star        |
| Final Rank                     | 1                 |
| Fastest Section Time (Section) | 0:10.78 (Overall) |
| Top Speed [km/h] (Section)     | 62.6 (1200m)      |
| Race State                     | Finished          |



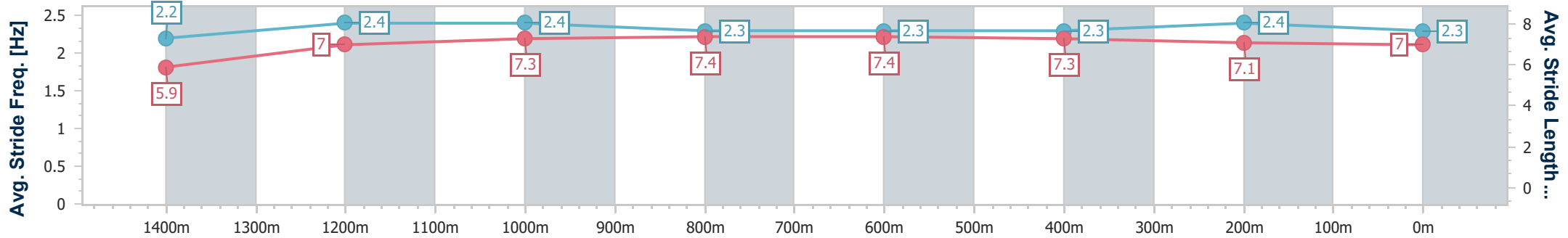
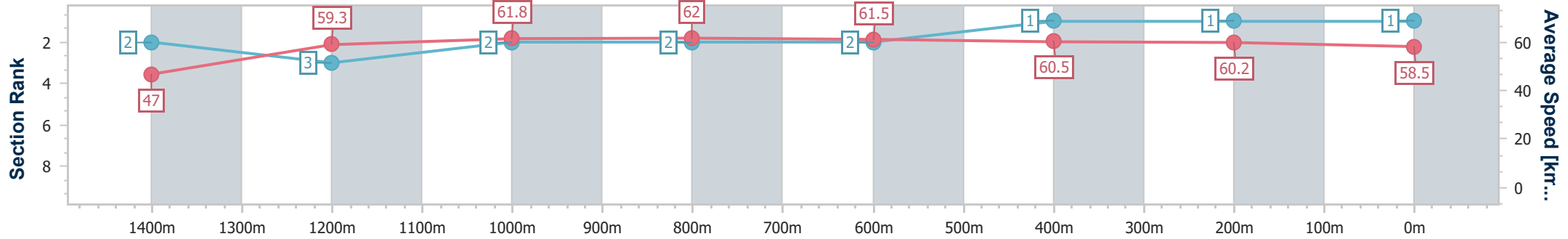
Aquis Park Gold Coast Poly QLD Professional  
Race 6: ATTWOOD MARSHALL LAWYERS BENCHMARK 62  
Handicap - 1540m



21 October 2023 - 15:39

Track Rating: Synthetic, Weather: Fine, Rail Position: True

| Section                | Overall                  | 1400m                    | 1200m                    | 1000m                    | 800m                     | 600m                     | 400m                     | 200m                     |
|------------------------|--------------------------|--------------------------|--------------------------|--------------------------|--------------------------|--------------------------|--------------------------|--------------------------|
| Section Times          | 1:34.56 [1]<br>(0:10.78) | 1:23.78 [2]<br>(0:12.28) | 1:11.50 [3]<br>(0:11.65) | 0:59.85 [2]<br>(0:11.68) | 0:48.17 [2]<br>(0:11.77) | 0:36.40 [2]<br>(0:12.00) | 0:24.40 [1]<br>(0:12.03) | 0:12.37 [1]<br>(0:12.37) |
| Average Speed [km/h]   | 47.0                     | 59.3                     | 61.8                     | 62.0                     | 61.5                     | 60.5                     | 60.2                     | 58.5                     |
| Top Speed [km/h]       | 59.2                     | 61.8                     | 62.6                     | 62.5                     | 62.5                     | 61.9                     | 61.4                     | 59.9                     |
| Avg. Dist. to Rail [m] | 6.1                      | 1.8                      | 1.8                      | 1.7                      | 1.5                      | 1.8                      | 2.5                      | 4.4                      |
| Avg. Stride Freq. [Hz] | 2.2                      | 2.4                      | 2.4                      | 2.3                      | 2.3                      | 2.3                      | 2.4                      | 2.3                      |
| Avg. Stride Length [m] | 5.9                      | 7.0                      | 7.3                      | 7.4                      | 7.4                      | 7.3                      | 7.1                      | 7.0                      |



- [ ] Ranking at each section and finish
- .-.- No data available at this section
- NA No data available



|                                |                   |
|--------------------------------|-------------------|
| Horse/Jockey Name              | Divine Courage    |
| Final Rank                     | 2                 |
| Fastest Section Time (Section) | 0:11.33 (Overall) |
| Top Speed [km/h] (Section)     | 63.0 (600m)       |
| Race State                     | Finished          |



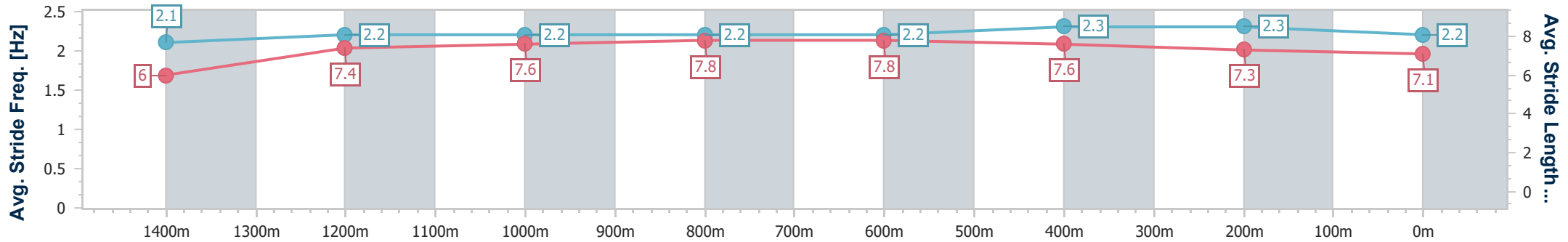
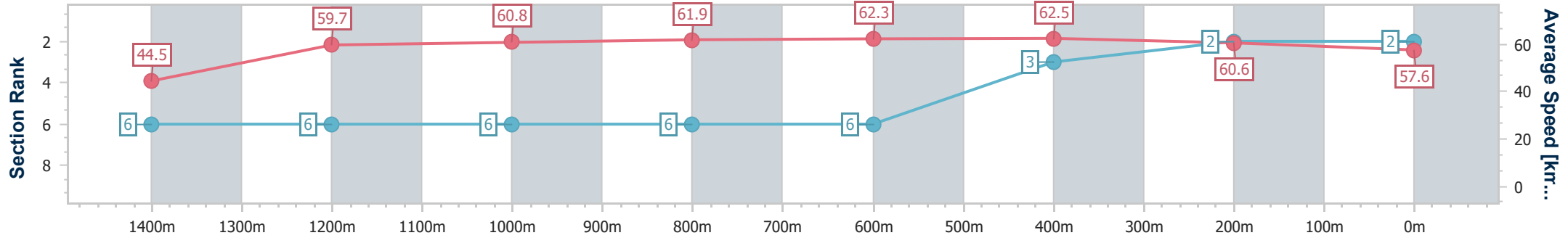
Aquis Park Gold Coast Poly QLD Professional  
 Race 6: ATTWOOD MARSHALL LAWYERS BENCHMARK 62  
 Handicap - 1540m



21 October 2023 - 15:39

Track Rating: Synthetic, Weather: Fine, Rail Position: True

| Section                | Overall                  | 1400m                    | 1200m                    | 1000m                    | 800m                     | 600m                     | 400m                     | 200m                     |
|------------------------|--------------------------|--------------------------|--------------------------|--------------------------|--------------------------|--------------------------|--------------------------|--------------------------|
| Section Times          | 1:34.77 [2]<br>(0:11.33) | 1:23.44 [6]<br>(0:12.16) | 1:11.28 [6]<br>(0:11.85) | 0:59.43 [6]<br>(0:11.67) | 0:47.76 [6]<br>(0:11.66) | 0:36.10 [6]<br>(0:11.68) | 0:24.42 [3]<br>(0:11.93) | 0:12.49 [2]<br>(0:12.49) |
| Average Speed [km/h]   | 44.5                     | 59.7                     | 60.8                     | 61.9                     | 62.3                     | 62.5                     | 60.6                     | 57.6                     |
| Top Speed [km/h]       | 60.0                     | 60.8                     | 61.3                     | 62.8                     | 62.8                     | 63.0                     | 61.7                     | 60.0                     |
| Avg. Dist. to Rail [m] | 3.1                      | 1.0                      | 1.3                      | 1.3                      | 2.0                      | 2.2                      | 3.2                      | 5.9                      |
| Avg. Stride Freq. [Hz] | 2.1                      | 2.2                      | 2.2                      | 2.2                      | 2.2                      | 2.3                      | 2.3                      | 2.2                      |
| Avg. Stride Length [m] | 6.0                      | 7.4                      | 7.6                      | 7.8                      | 7.8                      | 7.6                      | 7.3                      | 7.1                      |



- [ ] Ranking at each section and finish
- .-.- No data available at this section
- NA No data available



|                                |                   |
|--------------------------------|-------------------|
| Horse/Jockey Name              | Sukhbir           |
| Final Rank                     | 3                 |
| Fastest Section Time (Section) | 0:10.75 (Overall) |
| Top Speed [km/h] (Section)     | 62.7 (1000m)      |
| Race State                     | Finished          |



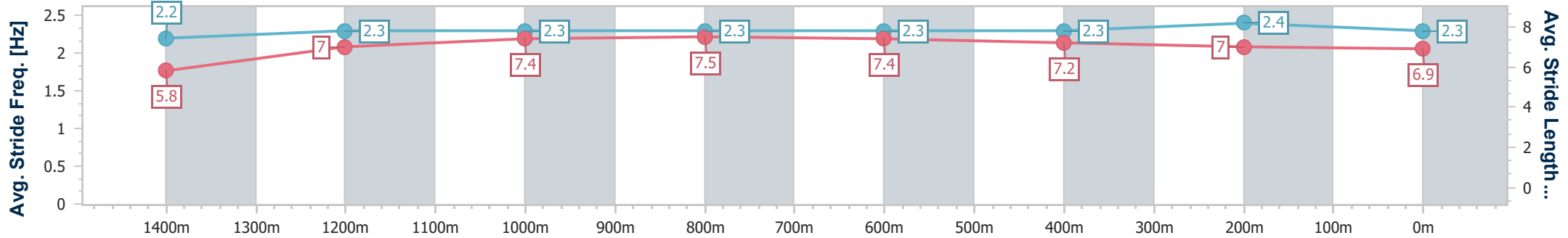
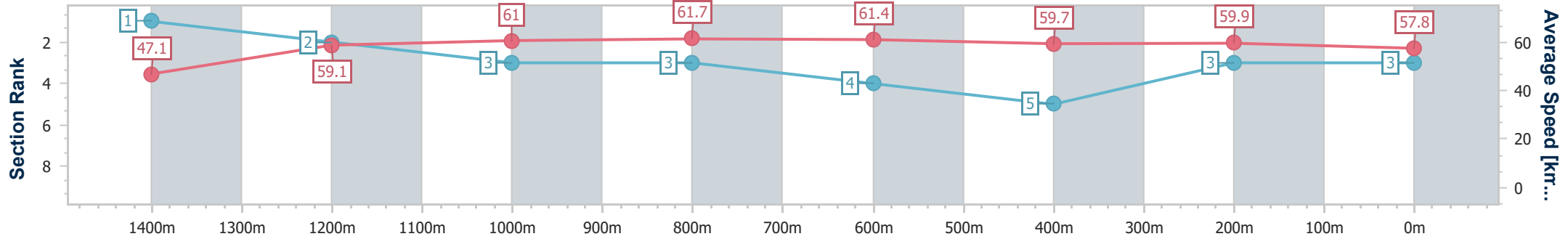
Aquis Park Gold Coast Poly QLD Professional  
Race 6: ATTWOOD MARSHALL LAWYERS BENCHMARK 62  
Handicap - 1540m



21 October 2023 - 15:39

Track Rating: Synthetic, Weather: Fine, Rail Position: True

| Section                | Overall                  | 1400m                    | 1200m                    | 1000m                    | 800m                     | 600m                     | 400m                     | 200m                     |
|------------------------|--------------------------|--------------------------|--------------------------|--------------------------|--------------------------|--------------------------|--------------------------|--------------------------|
| Section Times          | 1:34.99 [3]<br>(0:10.75) | 1:24.24 [1]<br>(0:12.25) | 1:11.99 [2]<br>(0:11.83) | 1:00.16 [3]<br>(0:11.67) | 0:48.49 [3]<br>(0:11.78) | 0:36.71 [4]<br>(0:12.15) | 0:24.56 [5]<br>(0:12.03) | 0:12.53 [3]<br>(0:12.53) |
| Average Speed [km/h]   | 47.1                     | 59.1                     | 61.0                     | 61.7                     | 61.4                     | 59.7                     | 59.9                     | 57.8                     |
| Top Speed [km/h]       | 59.7                     | 60.6                     | 61.5                     | 62.7                     | 62.5                     | 60.9                     | 60.8                     | 59.6                     |
| Avg. Dist. to Rail [m] | 5.1                      | 0.8                      | 0.7                      | 0.7                      | 0.7                      | 1.2                      | 1.5                      | 1.9                      |
| Avg. Stride Freq. [Hz] | 2.2                      | 2.3                      | 2.3                      | 2.3                      | 2.3                      | 2.3                      | 2.4                      | 2.3                      |
| Avg. Stride Length [m] | 5.8                      | 7.0                      | 7.4                      | 7.5                      | 7.4                      | 7.2                      | 7.0                      | 6.9                      |



- [ ] Ranking at each section and finish
- .-.- No data available at this section
- NA No data available



|                                |                   |
|--------------------------------|-------------------|
| Horse/Jockey Name              | Shopping Wise     |
| Final Rank                     | 4                 |
| Fastest Section Time (Section) | 0:11.24 (Overall) |
| Top Speed [km/h] (Section)     | 62.7 (800m)       |
| Race State                     | Finished          |



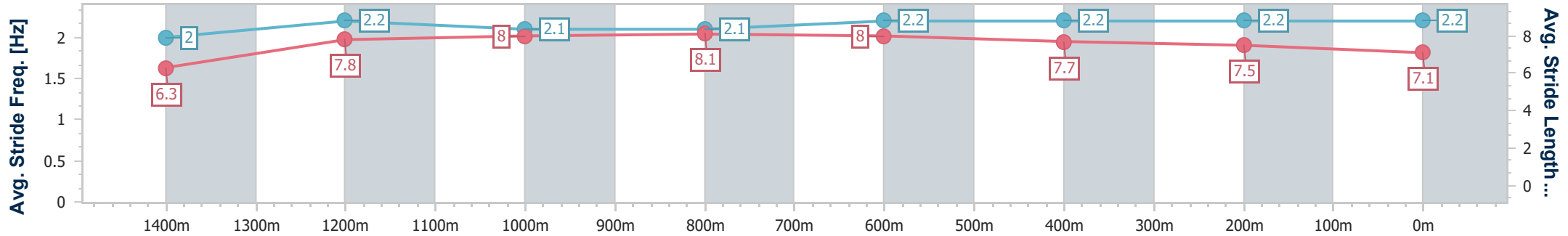
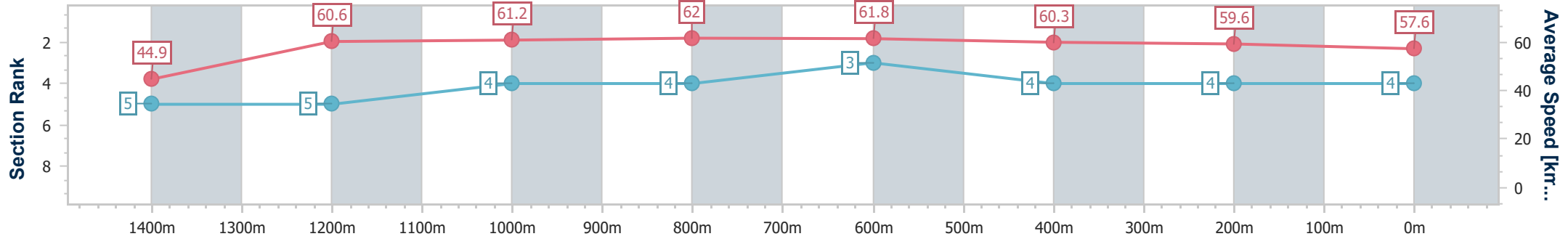
Aquis Park Gold Coast Poly QLD Professional  
 Race 6: ATTWOOD MARSHALL LAWYERS BENCHMARK 62  
 Handicap - 1540m



21 October 2023 - 15:39

Track Rating: Synthetic, Weather: Fine, Rail Position: True

| Section                | Overall                  | 1400m                    | 1200m                    | 1000m                    | 800m                     | 600m                     | 400m                     | 200m                     |
|------------------------|--------------------------|--------------------------|--------------------------|--------------------------|--------------------------|--------------------------|--------------------------|--------------------------|
| Section Times          | 1:35.11 [4]<br>(0:11.24) | 1:23.87 [5]<br>(0:12.06) | 1:11.81 [5]<br>(0:11.72) | 1:00.09 [4]<br>(0:11.65) | 0:48.44 [4]<br>(0:11.60) | 0:36.84 [3]<br>(0:12.09) | 0:24.75 [4]<br>(0:12.16) | 0:12.59 [4]<br>(0:12.59) |
| Average Speed [km/h]   | 44.9                     | 60.6                     | 61.2                     | 62.0                     | 61.8                     | 60.3                     | 59.6                     | 57.6                     |
| Top Speed [km/h]       | 59.1                     | 62.2                     | 62.0                     | 62.6                     | 62.7                     | 61.6                     | 60.5                     | 59.4                     |
| Avg. Dist. to Rail [m] | 4.8                      | 1.5                      | 0.2                      | 0.4                      | 0.4                      | 1.7                      | 3.7                      | 3.9                      |
| Avg. Stride Freq. [Hz] | 2.0                      | 2.2                      | 2.1                      | 2.1                      | 2.2                      | 2.2                      | 2.2                      | 2.2                      |
| Avg. Stride Length [m] | 6.3                      | 7.8                      | 8.0                      | 8.1                      | 8.0                      | 7.7                      | 7.5                      | 7.1                      |



- [ ] Ranking at each section and finish
- .-.- No data available at this section
- NA No data available



|                                |                   |
|--------------------------------|-------------------|
| Horse/Jockey Name              | Dorset Coast      |
| Final Rank                     | 5                 |
| Fastest Section Time (Section) | 0:10.90 (Overall) |
| Top Speed [km/h] (Section)     | 62.9 (800m)       |
| Race State                     | Finished          |



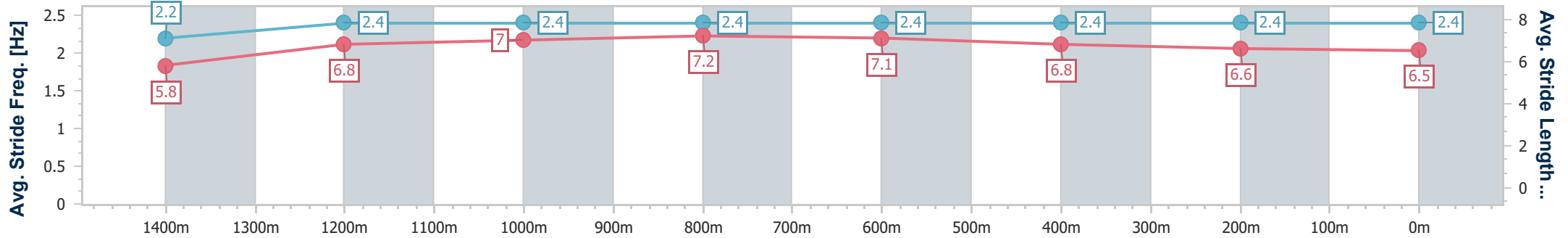
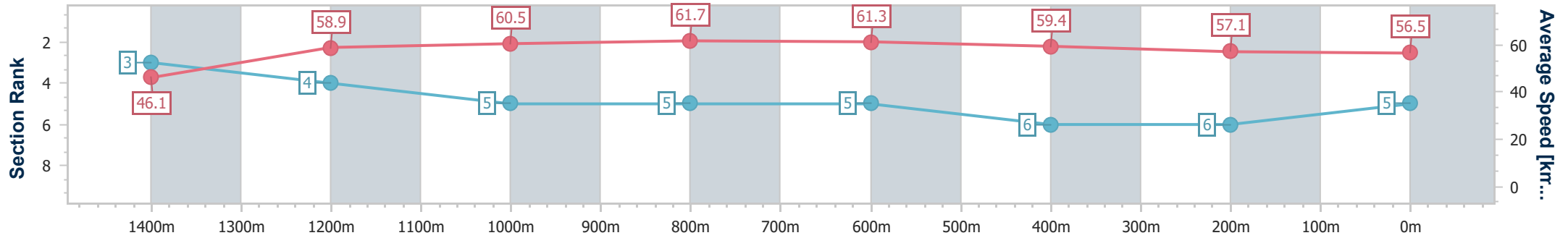
Aquis Park Gold Coast Poly QLD Professional  
 Race 6: ATTWOOD MARSHALL LAWYERS BENCHMARK 62  
 Handicap - 1540m



21 October 2023 - 15:39

Track Rating: Synthetic, Weather: Fine, Rail Position: True

| Section                | Overall                  | 1400m                    | 1200m                    | 1000m                    | 800m                     | 600m                     | 400m                     | 200m                     |
|------------------------|--------------------------|--------------------------|--------------------------|--------------------------|--------------------------|--------------------------|--------------------------|--------------------------|
| Section Times          | 1:36.03 [5]<br>(0:10.90) | 1:25.13 [3]<br>(0:12.31) | 1:12.82 [4]<br>(0:11.92) | 1:00.90 [5]<br>(0:11.64) | 0:49.26 [5]<br>(0:11.66) | 0:37.60 [5]<br>(0:12.14) | 0:25.46 [6]<br>(0:12.64) | 0:12.82 [6]<br>(0:12.82) |
| Average Speed [km/h]   | 46.1                     | 58.9                     | 60.5                     | 61.7                     | 61.3                     | 59.4                     | 57.1                     | 56.5                     |
| Top Speed [km/h]       | 60.0                     | 60.4                     | 62.2                     | 62.2                     | 62.9                     | 62.3                     | 59.0                     | 57.6                     |
| Avg. Dist. to Rail [m] | 2.0                      | 0.8                      | 0.7                      | 0.5                      | 0.7                      | 0.5                      | 0.9                      | 2.8                      |
| Avg. Stride Freq. [Hz] | 2.2                      | 2.4                      | 2.4                      | 2.4                      | 2.4                      | 2.4                      | 2.4                      | 2.4                      |
| Avg. Stride Length [m] | 5.8                      | 6.8                      | 7.0                      | 7.2                      | 7.1                      | 6.8                      | 6.6                      | 6.5                      |



- [ ] Ranking at each section and finish
- .-.- No data available at this section
- NA No data available



|                                |                   |
|--------------------------------|-------------------|
| Horse/Jockey Name              | Tigertude         |
| Final Rank                     | 6                 |
| Fastest Section Time (Section) | 0:11.34 (Overall) |
| Top Speed [km/h] (Section)     | 63.2 (1000m)      |
| Race State                     | Finished          |



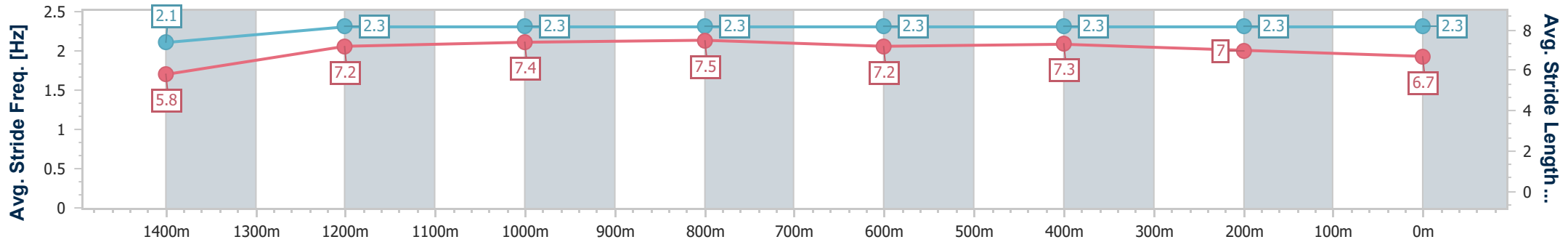
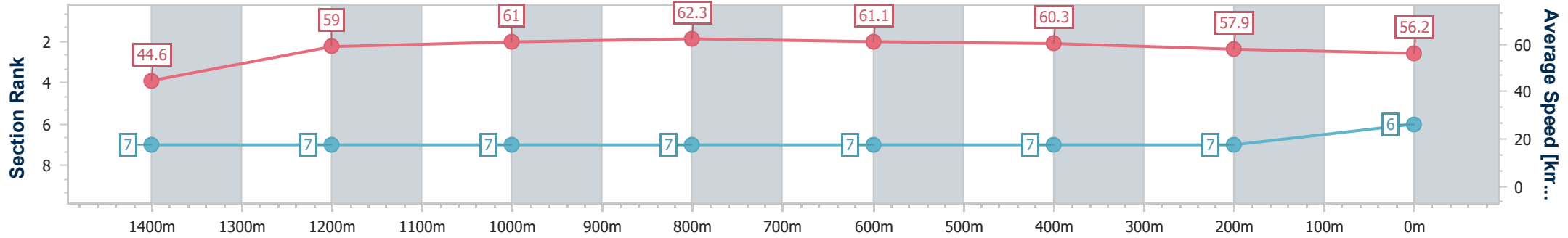
Aquis Park Gold Coast Poly QLD Professional  
 Race 6: ATTWOOD MARSHALL LAWYERS BENCHMARK 62  
 Handicap - 1540m



21 October 2023 - 15:39

Track Rating: Synthetic, Weather: Fine, Rail Position: True

| Section                | Overall                  | 1400m                    | 1200m                    | 1000m                    | 800m                     | 600m                     | 400m                     | 200m                     |
|------------------------|--------------------------|--------------------------|--------------------------|--------------------------|--------------------------|--------------------------|--------------------------|--------------------------|
| Section Times          | 1:36.30 [6]<br>(0:11.34) | 1:24.96 [7]<br>(0:12.29) | 1:12.67 [7]<br>(0:11.83) | 1:00.84 [7]<br>(0:11.56) | 0:49.28 [7]<br>(0:11.83) | 0:37.45 [7]<br>(0:12.05) | 0:25.40 [7]<br>(0:12.47) | 0:12.93 [7]<br>(0:12.93) |
| Average Speed [km/h]   | 44.6                     | 59.0                     | 61.0                     | 62.3                     | 61.1                     | 60.3                     | 57.9                     | 56.2                     |
| Top Speed [km/h]       | 58.0                     | 60.2                     | 61.4                     | 63.2                     | 62.2                     | 62.2                     | 59.1                     | 58.5                     |
| Avg. Dist. to Rail [m] | 4.1                      | 1.1                      | 0.1                      | 0.2                      | 1.0                      | 1.3                      | 2.8                      | 5.9                      |
| Avg. Stride Freq. [Hz] | 2.1                      | 2.3                      | 2.3                      | 2.3                      | 2.3                      | 2.3                      | 2.3                      | 2.3                      |
| Avg. Stride Length [m] | 5.8                      | 7.2                      | 7.4                      | 7.5                      | 7.2                      | 7.3                      | 7.0                      | 6.7                      |



- [ ] Ranking at each section and finish
- .-.- No data available at this section
- NA No data available





|                                |                   |
|--------------------------------|-------------------|
| Horse/Jockey Name              | Tee Amici         |
| Final Rank                     | 7                 |
| Fastest Section Time (Section) | 0:11.13 (Overall) |
| Top Speed [km/h] (Section)     | 63.5 (1400m)      |
| Race State                     | Finished          |



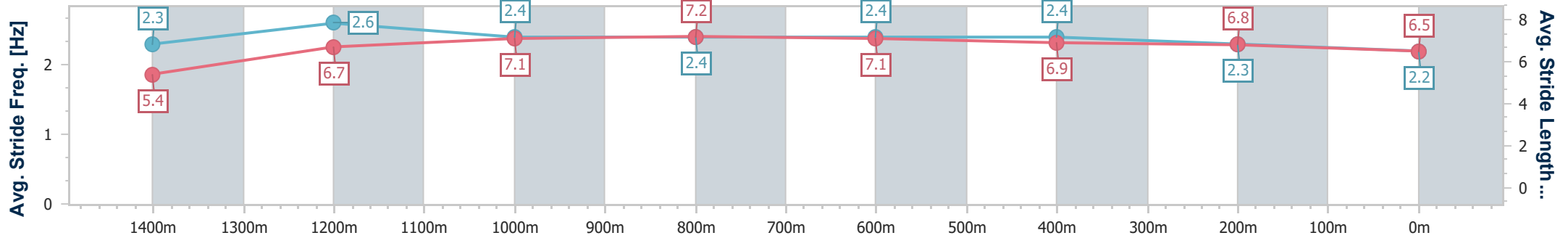
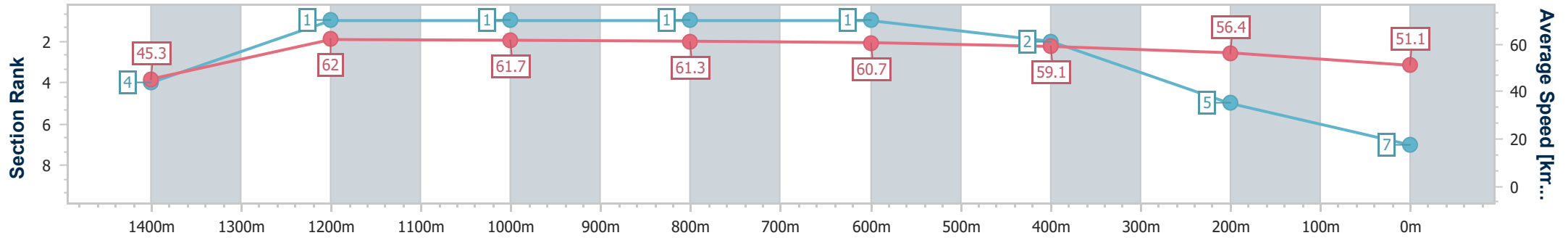
Aquis Park Gold Coast Poly QLD Professional  
Race 6: ATTWOOD MARSHALL LAWYERS BENCHMARK 62  
Handicap - 1540m



21 October 2023 - 15:39

Track Rating: Synthetic, Weather: Fine, Rail Position: True

| Section                | Overall                  | 1400m                    | 1200m                    | 1000m                    | 800m                     | 600m                     | 400m                     | 200m                     |
|------------------------|--------------------------|--------------------------|--------------------------|--------------------------|--------------------------|--------------------------|--------------------------|--------------------------|
| Section Times          | 1:37.23 [7]<br>(0:11.13) | 1:26.10 [4]<br>(0:11.77) | 1:14.33 [1]<br>(0:11.66) | 1:02.67 [1]<br>(0:11.71) | 0:50.96 [1]<br>(0:11.72) | 0:39.24 [1]<br>(0:12.25) | 0:26.99 [2]<br>(0:12.80) | 0:14.19 [5]<br>(0:14.19) |
| Average Speed [km/h]   | 45.3                     | 62.0                     | 61.7                     | 61.3                     | 60.7                     | 59.1                     | 56.4                     | 51.1                     |
| Top Speed [km/h]       | 60.2                     | 63.5                     | 62.6                     | 62.4                     | 62.2                     | 61.5                     | 57.7                     | 54.7                     |
| Avg. Dist. to Rail [m] | 3.9                      | 1.9                      | 1.5                      | 1.5                      | 1.4                      | 0.6                      | 1.7                      | 1.0                      |
| Avg. Stride Freq. [Hz] | 2.3                      | 2.6                      | 2.4                      | 2.4                      | 2.4                      | 2.4                      | 2.3                      | 2.2                      |
| Avg. Stride Length [m] | 5.4                      | 6.7                      | 7.1                      | 7.2                      | 7.1                      | 6.9                      | 6.8                      | 6.5                      |



- [ ] Ranking at each section and finish
- .-.- No data available at this section
- NA No data available