



# Aquis Park Gold Coast Poly QLD Professional

## Race 8: ATTWOOD MARSHALL LAWYERS BENCHMARK 62 Handicap - 1050m

21 October 2023 - 17:01



Track Rating: Synthetic, Weather: Fine, Rail Position: True

Section		Overall	1000m	800m	600m	400m	200m	Last 600m					
Field Times		1:01.85 (0:04.87)	0:56.98 (0:10.88)	0:46.10 (0:10.56)	0:35.54 (0:11.01)	0:24.53 (0:11.77)	0:12.76 (0:12.76)	0:35.54					
Rank	TAB Horse/Jockey	Barrier	Top Speed [km/h]	Fastest Section	Margin						Distance Travelled [m]		
1	10 <b>FASTHEARTBEAT</b> Michael Cahill	1	69.8 800m	0:04.87 Overall	1:01.85 [1] (0:04.87)	0:56.98 [1] (0:10.88)	0:46.10 [1] (0:10.56)	0:35.54 [1] (0:11.01)	0:24.53 [1] (0:11.77)	0:12.76 [1] (0:12.76)	1:01.85	0:35.54	
2	1 <b>DASHING GEE GEE</b> Wanderson D'Avila	4	69.5 800m	0:04.96 Overall	1:01.86 [2] (0:04.96)	0:56.90 [3] (0:11.03)	0:45.87 [2] (0:10.59)	0:35.28 [2] (0:11.00)	0:24.28 [2] (0:11.79)	0:12.49 [2] (0:12.49)	0.1L	0:35.28	+0
3	5 <b>SHINSHINTO</b> Ronald Simpson	5	67.7 800m	0:05.04 Overall	1:01.93 [3] (0:05.04)	0:56.89 [4] (0:11.19)	0:45.70 [5] (0:10.85)	0:34.85 [4] (0:11.19)	0:23.66 [4] (0:11.53)	0:12.13 [4] (0:12.13)	0.5L	0:34.85	+2
4	3 <b>KING OF THE DESERT</b> Jasper Franklin	10	68.8 800m	0:05.07 Overall	1:02.09 [4] (0:05.07)	0:57.02 [5] (0:11.07)	0:45.95 [3] (0:10.71)	0:35.24 [3] (0:10.95)	0:24.29 [3] (0:11.76)	0:12.53 [3] (0:12.53)	1.3L	0:35.24	+2
5	8 <b>MAXIMUM ALTITUDE</b> Zac Wadick	6	69.6 600m	0:05.29 Overall	1:02.27 [5] (0:05.29)	0:56.98 [6] (0:11.25)	0:45.73 [6] (0:11.03)	0:34.70 [7] (0:11.00)	0:23.70 [7] (0:11.55)	0:12.15 [6] (0:12.15)	2.3L	0:34.70	+0
6	7 <b>FLYING RUPERT</b> Josh Adams	9	68.3 800m	0:05.29 Overall	1:02.31 [6] (0:05.29)	0:57.02 [7] (0:11.45)	0:45.57 [7] (0:10.76)	0:34.81 [6] (0:11.05)	0:23.76 [6] (0:11.56)	0:12.20 [5] (0:12.20)	2.5L	0:34.81	-2
7	9 <b>BOARDIE</b> Scott Galloway	3	67.2 800m	0:04.91 Overall	1:03.08 [7] (0:04.91)	0:58.17 [2] (0:11.30)	0:46.87 [4] (0:10.97)	0:35.90 [5] (0:11.25)	0:24.65 [5] (0:11.94)	0:12.71 [7] (0:12.71)	7L	0:35.90	-3

Scratched: Caderas (#6), Copper Sunset (#4), Data Patch (#2)

[ ] Ranking at each section and finish  
 -:-:- No data available at this section  
 NA No data available

SCN Saddle cloth number  
 DNF Did not finish  
 DNT Did not track



Horse/Jockey Name	Fastheartbeat
Final Rank	1
Fastest Section Time (Section)	0:04.87 (Overall)
Top Speed [km/h] (Section)	69.8 (800m)
Race State	Finished



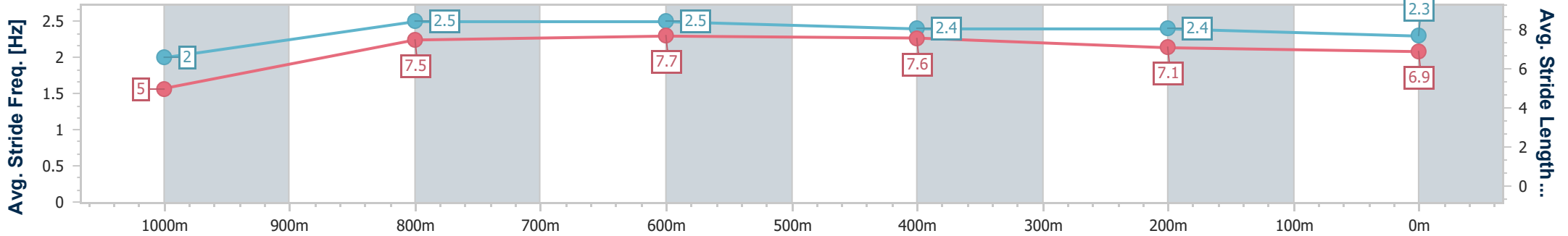
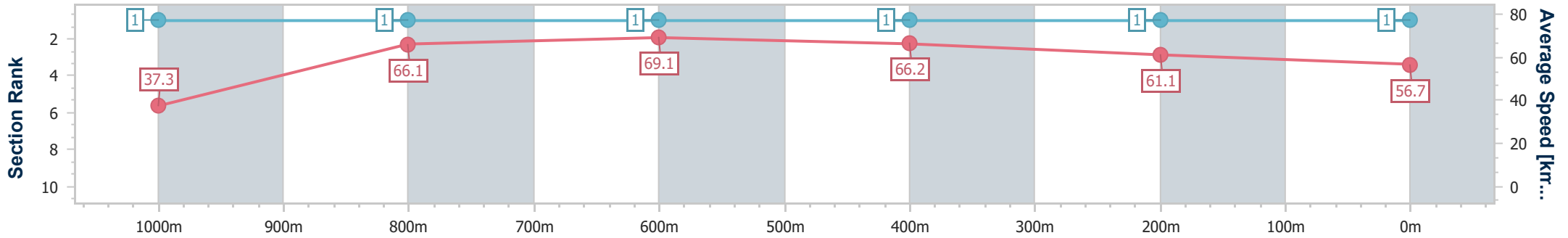
Aquis Park Gold Coast Poly QLD Professional  
 Race 8: ATTWOOD MARSHALL LAWYERS BENCHMARK 62  
 Handicap - 1050m



21 October 2023 - 17:01

Track Rating: Synthetic, Weather: Fine, Rail Position: True

Section	Overall	1000m	800m	600m	400m	200m
Section Times	1:01.85 [1] (0:04.87)	0:56.98 [1] (0:10.88)	0:46.10 [1] (0:10.56)	0:35.54 [1] (0:11.01)	0:24.53 [1] (0:11.77)	0:12.76 [1] (0:12.76)
Average Speed [km/h]	37.3	66.1	69.1	66.2	61.1	56.7
Top Speed [km/h]	57.4	68.7	69.8	69.0	62.2	60.0
Avg. Dist. to Rail [m]	1.0	0.7	2.6	1.8	1.1	2.2
Avg. Stride Freq. [Hz]	2.0	2.5	2.5	2.4	2.4	2.3
Avg. Stride Length [m]	5.0	7.5	7.7	7.6	7.1	6.9



- [ ] Ranking at each section and finish
- .-.- No data available at this section
- NA No data available



Horse/Jockey Name	Dashing Gee Gee
Final Rank	2
Fastest Section Time (Section)	0:04.96 (Overall)
Top Speed [km/h] (Section)	69.5 (800m)
Race State	Finished



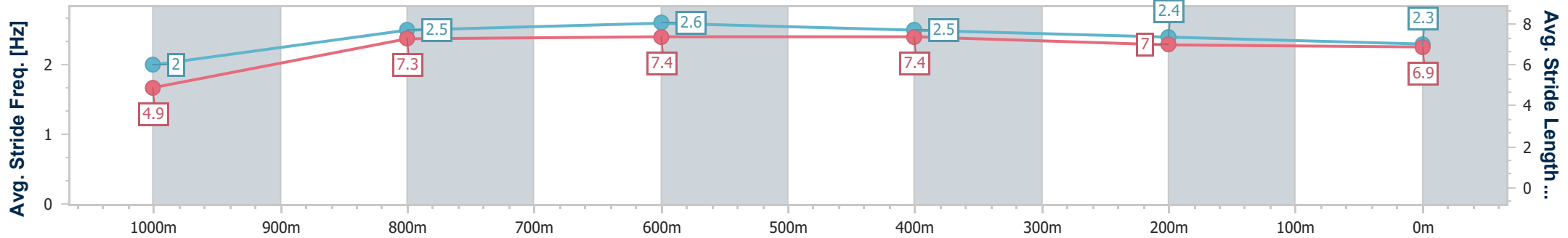
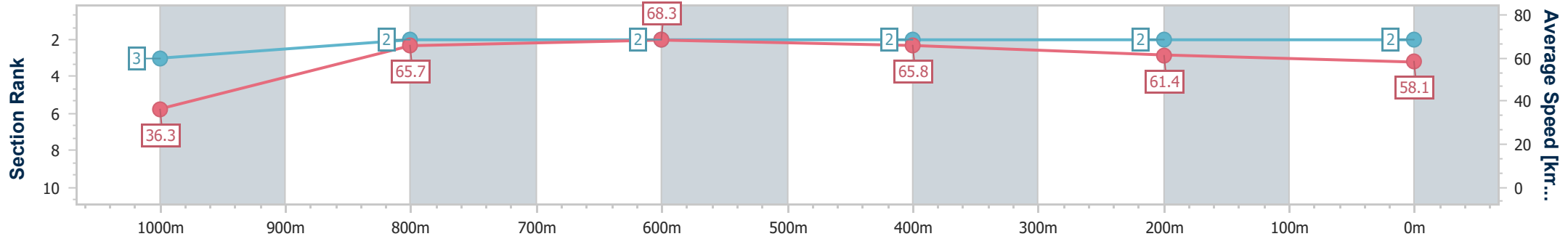
Aquis Park Gold Coast Poly QLD Professional  
 Race 8: ATTWOOD MARSHALL LAWYERS BENCHMARK 62  
 Handicap - 1050m



21 October 2023 - 17:01

Track Rating: Synthetic, Weather: Fine, Rail Position: True

Section	Overall	1000m	800m	600m	400m	200m
Section Times	1:01.86 [2] (0:04.96)	0:56.90 [3] (0:11.03)	0:45.87 [2] (0:10.59)	0:35.28 [2] (0:11.00)	0:24.28 [2] (0:11.79)	0:12.49 [2] (0:12.49)
Average Speed [km/h]	36.3	65.7	68.3	65.8	61.4	58.1
Top Speed [km/h]	56.7	67.8	69.5	68.3	63.1	59.9
Avg. Dist. to Rail [m]	3.0	1.7	1.6	1.1	3.1	4.0
Avg. Stride Freq. [Hz]	2.0	2.5	2.6	2.5	2.4	2.3
Avg. Stride Length [m]	4.9	7.3	7.4	7.4	7.0	6.9



- [ ] Ranking at each section and finish
- .-.- No data available at this section
- NA No data available



Horse/Jockey Name	Shinshinto
Final Rank	3
Fastest Section Time (Section)	0:05.04 (Overall)
Top Speed [km/h] (Section)	67.7 (800m)
Race State	Finished



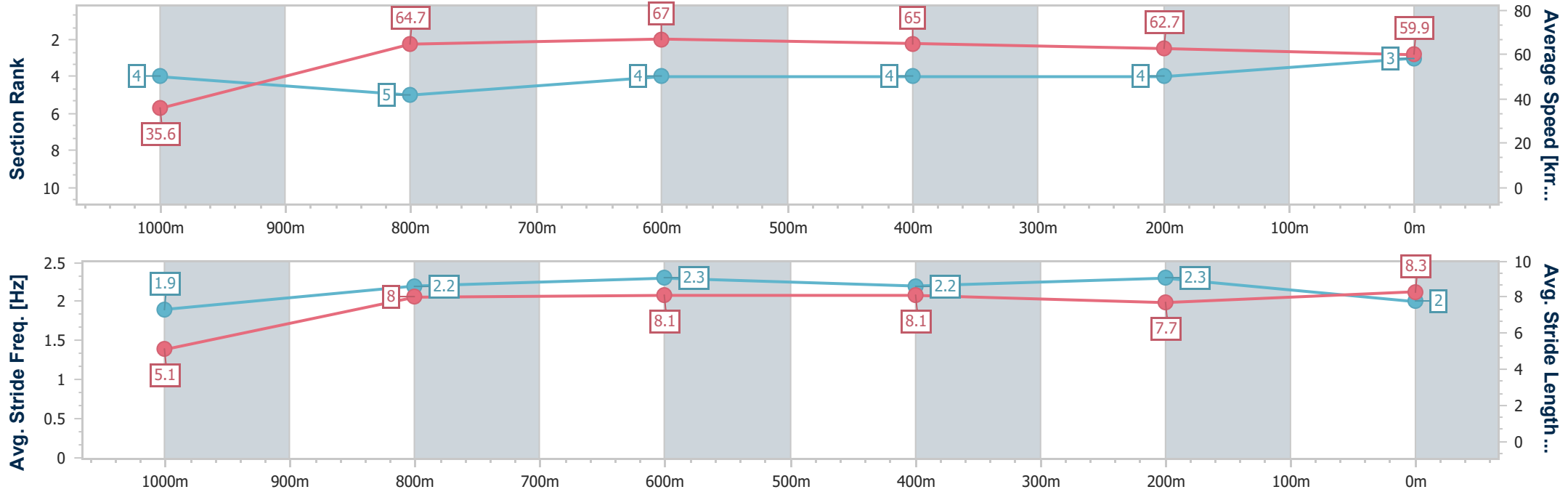
Aquis Park Gold Coast Poly QLD Professional  
Race 8: ATTWOOD MARSHALL LAWYERS BENCHMARK 62  
Handicap - 1050m



21 October 2023 - 17:01

Track Rating: Synthetic, Weather: Fine, Rail Position: True

Section	Overall	1000m	800m	600m	400m	200m
Section Times	1:01.93 [3] (0:05.04)	0:56.89 [4] (0:11.19)	0:45.70 [5] (0:10.85)	0:34.85 [4] (0:11.19)	0:23.66 [4] (0:11.53)	0:12.13 [4] (0:12.13)
Average Speed [km/h]	35.6	64.7	67.0	65.0	62.7	59.9
Top Speed [km/h]	56.6	66.9	67.7	67.0	64.2	61.8
Avg. Dist. to Rail [m]	4.1	2.8	1.9	2.2	4.0	6.0
Avg. Stride Freq. [Hz]	1.9	2.2	2.3	2.2	2.3	2.0
Avg. Stride Length [m]	5.1	8.0	8.1	8.1	7.7	8.3



- [ ] Ranking at each section and finish
- .-.- No data available at this section
- NA No data available



Horse/Jockey Name	King Of The Desert
Final Rank	4
Fastest Section Time (Section)	0:05.07 (Overall)
Top Speed [km/h] (Section)	68.8 (800m)
Race State	Finished



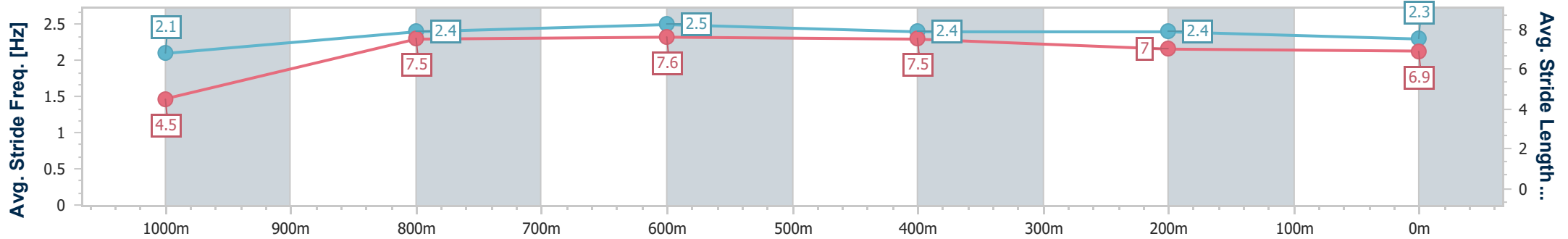
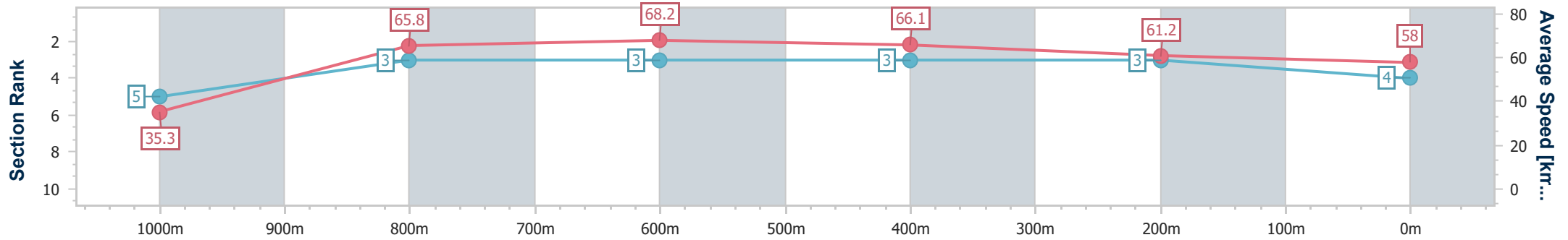
Aquis Park Gold Coast Poly QLD Professional  
 Race 8: ATTWOOD MARSHALL LAWYERS BENCHMARK 62  
 Handicap - 1050m



21 October 2023 - 17:01

Track Rating: Synthetic, Weather: Fine, Rail Position: True

Section	Overall	1000m	800m	600m	400m	200m
Section Times	1:02.09 [4] (0:05.07)	0:57.02 [5] (0:11.07)	0:45.95 [3] (0:10.71)	0:35.24 [3] (0:10.95)	0:24.29 [3] (0:11.76)	0:12.53 [3] (0:12.53)
Average Speed [km/h]	35.3	65.8	68.2	66.1	61.2	58.0
Top Speed [km/h]	56.0	68.7	68.8	68.6	63.7	60.3
Avg. Dist. to Rail [m]	7.4	5.5	2.4	1.4	1.6	2.2
Avg. Stride Freq. [Hz]	2.1	2.4	2.5	2.4	2.4	2.3
Avg. Stride Length [m]	4.5	7.5	7.6	7.5	7.0	6.9



- [ ] Ranking at each section and finish
- .-.- No data available at this section
- NA No data available



Horse/Jockey Name	Maximum Altitude
Final Rank	5
Fastest Section Time (Section)	0:05.29 (Overall)
Top Speed [km/h] (Section)	69.6 (600m)
Race State	Finished



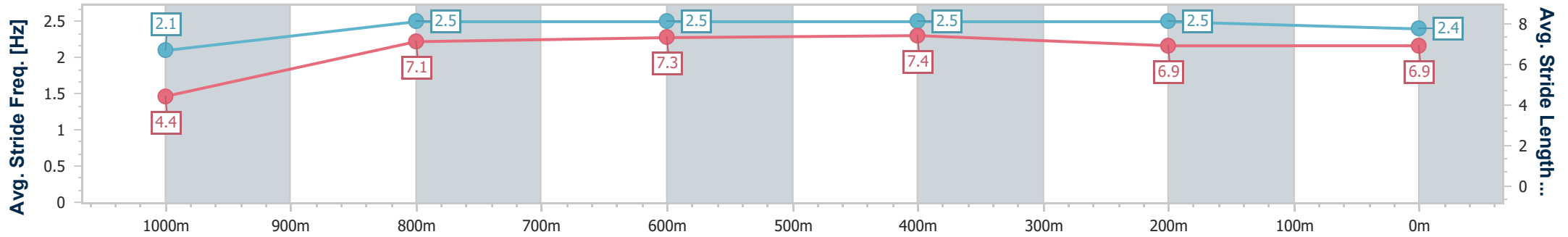
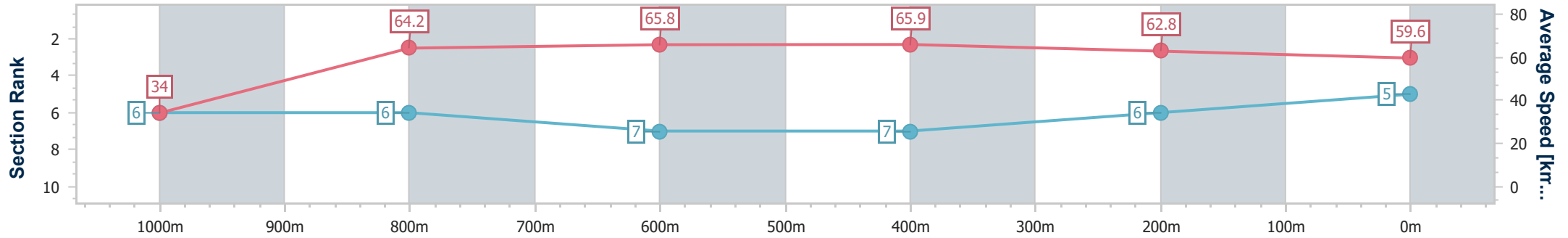
Aquis Park Gold Coast Poly QLD Professional  
Race 8: ATTWOOD MARSHALL LAWYERS BENCHMARK 62  
Handicap - 1050m



21 October 2023 - 17:01

Track Rating: Synthetic, Weather: Fine, Rail Position: True

Section	Overall	1000m	800m	600m	400m	200m
Section Times	1:02.27 [5] (0:05.29)	0:56.98 [6] (0:11.25)	0:45.73 [6] (0:11.03)	0:34.70 [7] (0:11.00)	0:23.70 [7] (0:11.55)	0:12.15 [6] (0:12.15)
Average Speed [km/h]	34.0	64.2	65.8	65.9	62.8	59.6
Top Speed [km/h]	53.4	68.1	66.7	69.6	65.0	61.8
Avg. Dist. to Rail [m]	4.8	2.5	1.4	1.8	3.8	7.1
Avg. Stride Freq. [Hz]	2.1	2.5	2.5	2.5	2.5	2.4
Avg. Stride Length [m]	4.4	7.1	7.3	7.4	6.9	6.9



- [ ] Ranking at each section and finish
- .-.- No data available at this section
- NA No data available



Horse/Jockey Name	Flying Rupert
Final Rank	6
Fastest Section Time (Section)	0:05.29 (Overall)
Top Speed [km/h] (Section)	68.3 (800m)
Race State	Finished



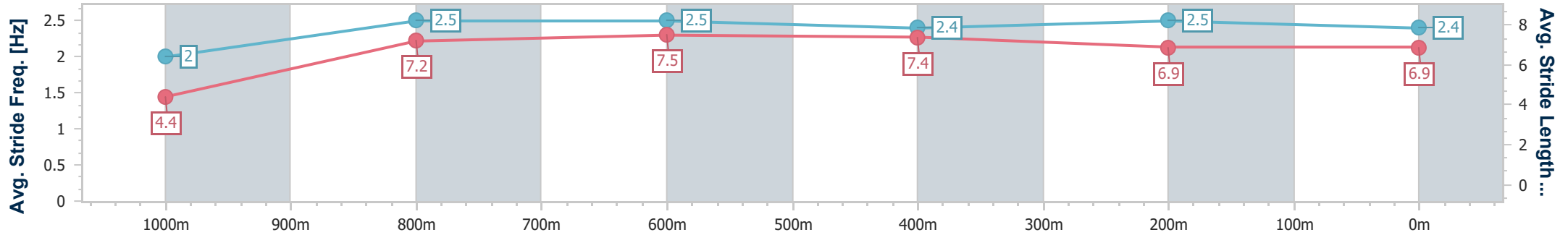
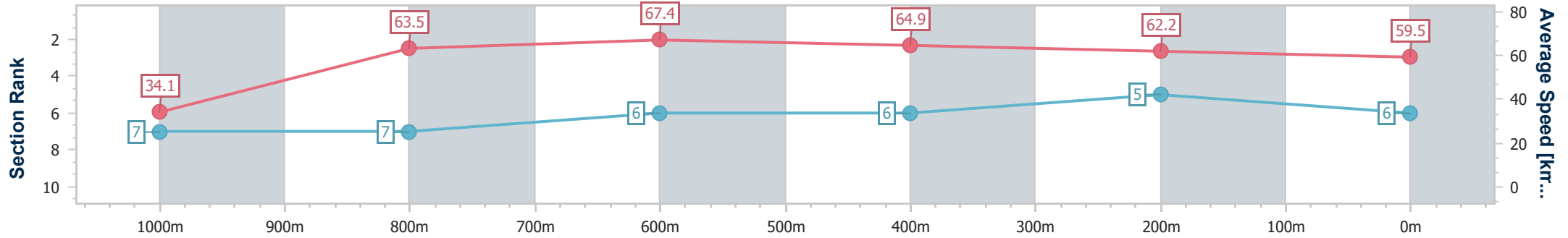
Aquis Park Gold Coast Poly QLD Professional  
Race 8: ATTWOOD MARSHALL LAWYERS BENCHMARK 62  
Handicap - 1050m



21 October 2023 - 17:01

Track Rating: Synthetic, Weather: Fine, Rail Position: True

Section	Overall	1000m	800m	600m	400m	200m
Section Times	1:02.31 [6] (0:05.29)	0:57.02 [7] (0:11.45)	0:45.57 [7] (0:10.76)	0:34.81 [6] (0:11.05)	0:23.76 [6] (0:11.56)	0:12.20 [5] (0:12.20)
Average Speed [km/h]	34.1	63.5	67.4	64.9	62.2	59.5
Top Speed [km/h]	53.2	66.4	68.3	68.1	64.5	61.8
Avg. Dist. to Rail [m]	6.8	4.7	0.7	0.5	1.5	4.0
Avg. Stride Freq. [Hz]	2.0	2.5	2.5	2.4	2.5	2.4
Avg. Stride Length [m]	4.4	7.2	7.5	7.4	6.9	6.9



- [ ] Ranking at each section and finish
- .-.- No data available at this section
- NA No data available



Horse/Jockey Name	Boardie
Final Rank	7
Fastest Section Time (Section)	0:04.91 (Overall)
Top Speed [km/h] (Section)	67.2 (800m)
Race State	Finished



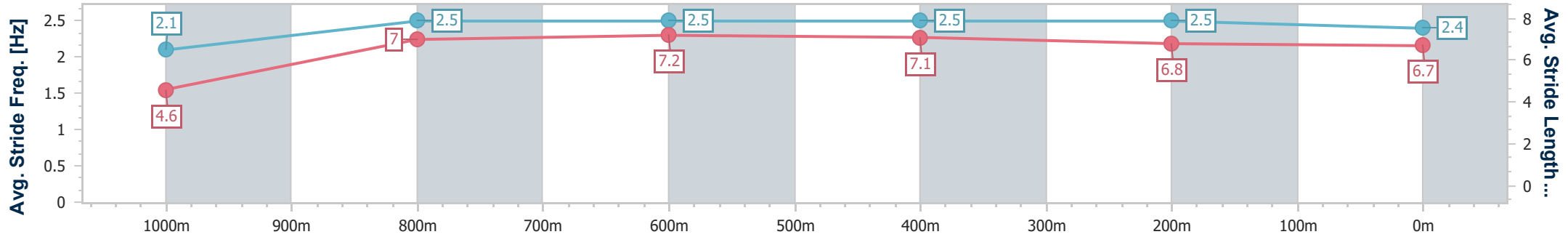
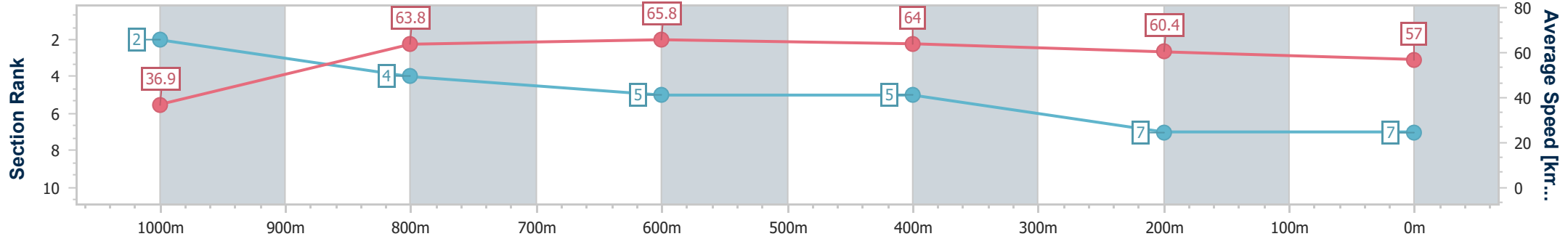
Aquis Park Gold Coast Poly QLD Professional  
Race 8: ATTWOOD MARSHALL LAWYERS BENCHMARK 62  
Handicap - 1050m



21 October 2023 - 17:01

Track Rating: Synthetic, Weather: Fine, Rail Position: True

Section	Overall	1000m	800m	600m	400m	200m
Section Times	1:03.08 [7] (0:04.91)	0:58.17 [2] (0:11.30)	0:46.87 [4] (0:10.97)	0:35.90 [5] (0:11.25)	0:24.65 [5] (0:11.94)	0:12.71 [7] (0:12.71)
Average Speed [km/h]	36.9	63.8	65.8	64.0	60.4	57.0
Top Speed [km/h]	55.8	66.6	67.2	66.4	61.7	59.0
Avg. Dist. to Rail [m]	2.2	1.1	0.7	0.5	1.9	3.4
Avg. Stride Freq. [Hz]	2.1	2.5	2.5	2.5	2.5	2.4
Avg. Stride Length [m]	4.6	7.0	7.2	7.1	6.8	6.7



- [ ] Ranking at each section and finish
- .-.- No data available at this section
- NA No data available