



Eagle Farm QLD Professional

Race 2: DRINKWISE QTIS Two-Year-Old Fillies Handicap - 1000m

21 October 2023 - 12:18



BRISBANE
RACING CLUB

Track Rating: Good 4, Weather: Fine, Rail Position: +3m Entire Course

Section											Last 600m	
Field Times		Overall	800m	600m	400m	200m						0:34.72
		0:58.43 (0:12.90)	0:45.53 (0:10.81)	0:34.72 (0:11.06)	0:23.66 (0:11.17)	0:12.49 (0:12.49)						
Rank	TAB Horse/Jockey	Barrier	Top Speed [km/h]	Fastest Section	Overall	800m	600m	400m	200m	Margin	Distance Travelled [m]	
1	6 DEVINE FORCE Robbie Dolan	9	68.6 800m	0:10.73 800m	0:58.43 [1] (0:13.41)	0:45.02 [5] (0:10.73)	0:34.29 [5] (0:11.20)	0:23.09 [6] (0:10.98)	0:12.11 [4] (0:12.11)	0:58.43	0:34.29	
2	5 ACCELAR Martin Harley	12	70.3 Overall	0:10.81 800m	0:58.45 [2] (0:12.90)	0:45.55 [1] (0:10.81)	0:34.74 [1] (0:11.06)	0:23.68 [1] (0:11.17)	0:12.51 [1] (0:12.51)	0.12L	0:34.74 -5	
3	2 MISHANI EGO Ben Thompson	1	69.1 Overall	0:10.96 800m	0:58.49 [3] (0:13.04)	0:45.45 [2] (0:10.96)	0:34.49 [4] (0:11.07)	0:23.42 [3] (0:11.15)	0:12.27 [3] (0:12.27)	0.36L	0:34.49 -5	
4	9 MISHANI ALOHA Mark Du Plessis	2	68.9 800m	0:10.74 800m	0:58.66 [4] (0:13.24)	0:45.42 [4] (0:10.74)	0:34.68 [3] (0:11.17)	0:23.51 [4] (0:11.25)	0:12.26 [5] (0:12.26)	1.36L	0:34.68 -1	
5	8 JEMOMA ALPILAGE Taylor Marshall	3	69.9 800m	0:10.61 800m	0:58.69 [5] (0:13.61)	0:45.08 [6] (0:10.61)	0:34.47 [6] (0:11.09)	0:23.38 [5] (0:11.17)	0:12.21 [6] (0:12.21)	1.53L	0:34.47 -6	
6	1 MISHANI LILY Samantha Collett	5	71.6 800m	0:10.64 800m	0:59.20 [6] (0:13.15)	0:46.05 [3] (0:10.64)	0:35.41 [2] (0:11.01)	0:24.40 [2] (0:11.26)	0:13.14 [2] (0:13.14)	4.54L	0:35.41 -5	
7	4 TERRITORY ASH James Orman	8	68.5 800m	0:10.76 800m	0:59.39 [7] (0:13.72)	0:45.67 [8] (0:10.76)	0:34.91 [7] (0:11.12)	0:23.79 [7] (0:11.20)	0:12.59 [7] (0:12.59)	5.62L	0:34.91 +1	
8	11 MISHANI EXPRESS Jake Bayliss	10	69.2 Overall	0:10.88 800m	0:59.42 [8] (0:13.63)	0:45.79 [7] (0:10.88)	0:34.91 [8] (0:11.21)	0:23.70 [8] (0:11.44)	0:12.26 [8] (0:12.26)	5.81L	0:34.91 +4	
9	10 MISHANI DELTA Les Tilley	4	69.3 800m	0:10.78 800m	1:03.47 [9] (0:13.82)	0:49.65 [9] (0:10.78)	0:38.87 [9] (0:11.28)	0:27.59 [9] (0:12.48)	0:15.11 [9] (0:15.11)	29.66L	0:38.87 -6	
10	7 I'MA CHARMER Cejay Graham	7	66.8 800m	0:11.46 800m	1:06.41 [10] (0:13.86)	0:52.55 [10] (0:11.46)	0:41.09 [10] (0:12.79)	0:28.30 [10] (0:12.85)	0:15.45 [10] (0:15.45)	46.94L	0:41.09 -5	

Scratched: Don'tleavemenow (#12), Mishani Storm (#3)

Report Created: Sat 21 October 2023 12:55 GMT+1 (Note: Timing is based on position data)

Page 1/11

[] Ranking at each section and finish
 -:-:- No data available at this section
 NA No data available

SCN Saddle cloth number
 DNF Did not finish
 DNT Did not track

data processed by TRIPLESDATA



Horse/Jockey Name	Devine Force
Final Rank	1
Fastest Section Time (Section)	0:10.73 (800m)
Top Speed [km/h] (Section)	68.6 (800m)
Race State	Finished

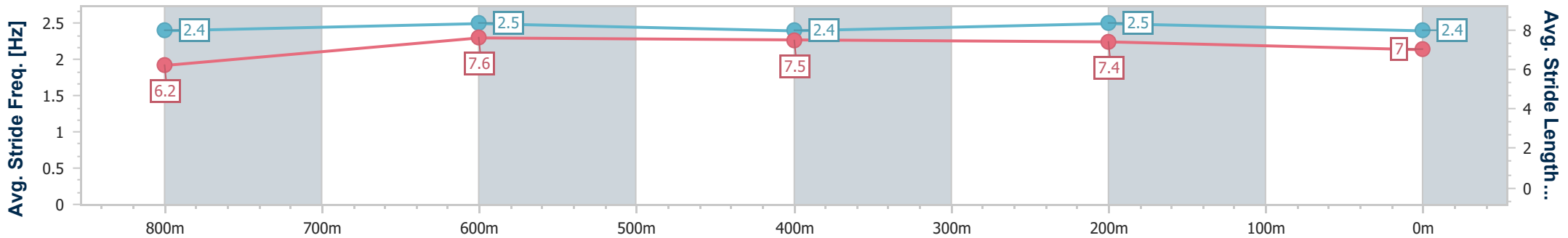
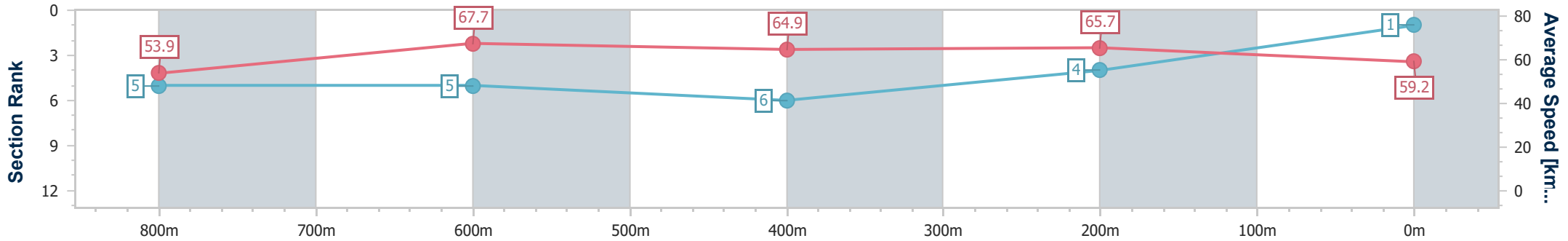


Eagle Farm QLD Professional
 Race 2: DRINKWISE QTIS Two-Year-Old Fillies Handicap - 1000m
 21 October 2023 - 12:18
 Track Rating: Good 4, Weather: Fine, Rail Position: +3m Entire Course



BRISBANE RACING CLUB

Section	Overall	800m	600m	400m	200m
Section Times	0:58.43 [1] (0:13.41)	0:45.02 [5] (0:10.73)	0:34.29 [5] (0:11.20)	0:23.09 [6] (0:10.98)	0:12.11 [4] (0:12.11)
Average Speed [km/h]	53.9	67.7	64.9	65.7	59.2
Top Speed [km/h]	67.5	68.6	66.8	66.9	64.3
Avg. Dist. to Rail [m]	5.3	1.6	2.0	5.9	7.4
Avg. Stride Freq. [Hz]	2.4	2.5	2.4	2.5	2.4
Avg. Stride Length [m]	6.2	7.6	7.5	7.4	7.0



- [] Ranking at each section and finish
- .-.- No data available at this section
- NA No data available



Horse/Jockey Name	Accelar
Final Rank	2
Fastest Section Time (Section)	0:10.81 (800m)
Top Speed [km/h] (Section)	70.3 (Overall)
Race State	Finished

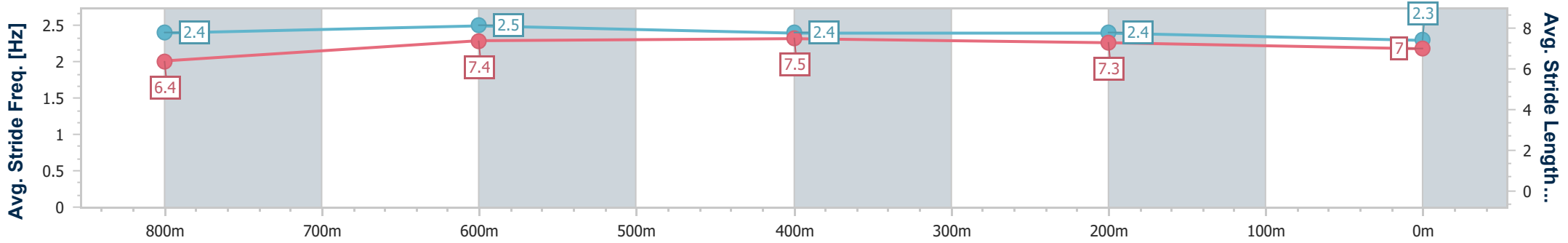
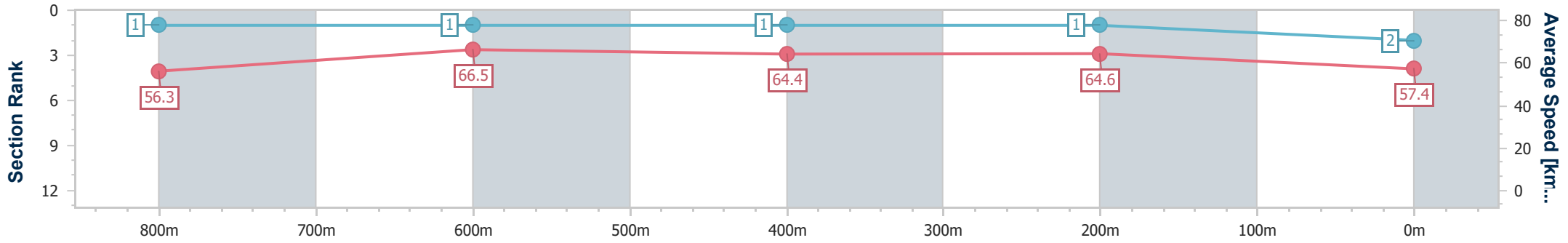


Eagle Farm QLD Professional
 Race 2: DRINKWISE QTIS Two-Year-Old Fillies Handicap - 1000m
 21 October 2023 - 12:18
 Track Rating: Good 4, Weather: Fine, Rail Position: +3m Entire Course



BRISBANE RACING CLUB

Section	Overall	800m	600m	400m	200m
Section Times	0:58.45 [2] (0:12.90)	0:45.55 [1] (0:10.81)	0:34.74 [1] (0:11.06)	0:23.68 [1] (0:11.17)	0:12.51 [1] (0:12.51)
Average Speed [km/h]	56.3	66.5	64.4	64.6	57.4
Top Speed [km/h]	70.3	70.0	66.2	67.5	62.0
Avg. Dist. to Rail [m]	6.4	1.4	2.1	0.3	0.8
Avg. Stride Freq. [Hz]	2.4	2.5	2.4	2.4	2.3
Avg. Stride Length [m]	6.4	7.4	7.5	7.3	7.0



- [] Ranking at each section and finish
- .-.- No data available at this section
- NA No data available



Horse/Jockey Name	Mishani Ego
Final Rank	3
Fastest Section Time (Section)	0:10.96 (800m)
Top Speed [km/h] (Section)	69.1 (Overall)
Race State	Finished

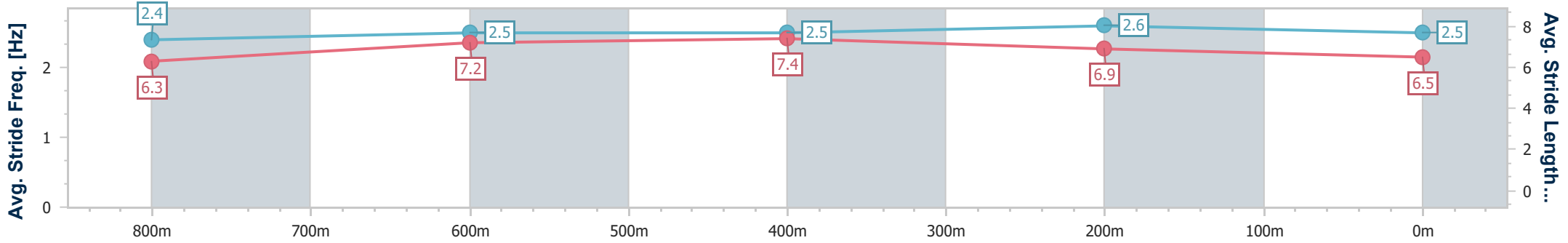
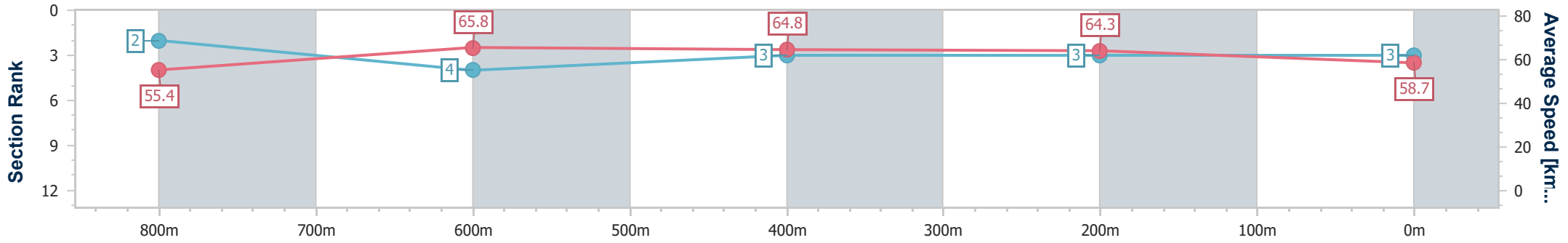


Eagle Farm QLD Professional
 Race 2: DRINKWISE QTIS Two-Year-Old Fillies Handicap - 1000m
 21 October 2023 - 12:18
 Track Rating: Good 4, Weather: Fine, Rail Position: +3m Entire Course



BRISBANE RACING CLUB

Section	Overall	800m	600m	400m	200m
Section Times	0:58.49 [3] (0:13.04)	0:45.45 [2] (0:10.96)	0:34.49 [4] (0:11.07)	0:23.42 [3] (0:11.15)	0:12.27 [3] (0:12.27)
Average Speed [km/h]	55.4	65.8	64.8	64.3	58.7
Top Speed [km/h]	69.1	67.3	67.8	65.7	62.8
Avg. Dist. to Rail [m]	0.9	1.0	1.8	3.4	6.3
Avg. Stride Freq. [Hz]	2.4	2.5	2.5	2.6	2.5
Avg. Stride Length [m]	6.3	7.2	7.4	6.9	6.5



- [] Ranking at each section and finish
- .-.- No data available at this section
- NA No data available



Horse/Jockey Name	Mishani Aloha
Final Rank	4
Fastest Section Time (Section)	0:10.74 (800m)
Top Speed [km/h] (Section)	68.9 (800m)
Race State	Finished

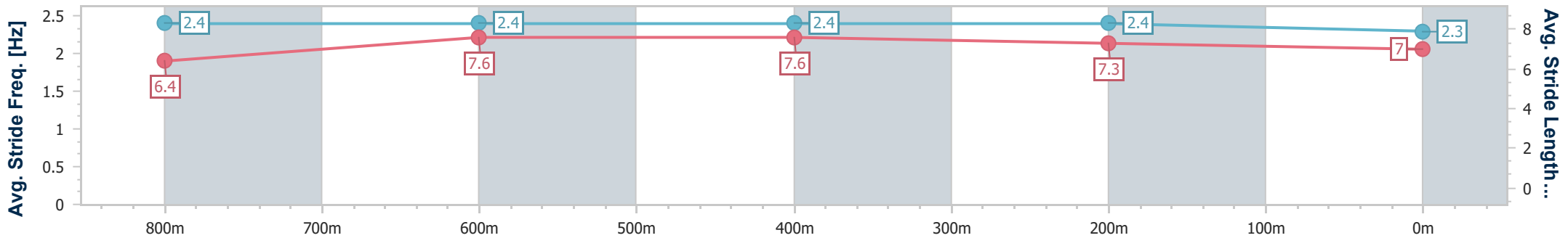
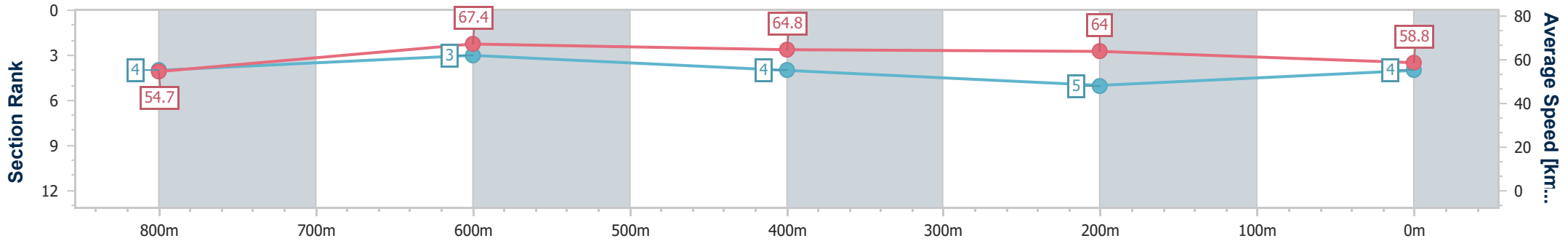


Eagle Farm QLD Professional
 Race 2: DRINKWISE QTIS Two-Year-Old Fillies Handicap - 1000m
 21 October 2023 - 12:18
 Track Rating: Good 4, Weather: Fine, Rail Position: +3m Entire Course



BRISBANE RACING CLUB

Section	Overall	800m	600m	400m	200m
Section Times	0:58.66 [4] (0:13.24)	0:45.42 [4] (0:10.74)	0:34.68 [3] (0:11.17)	0:23.51 [4] (0:11.25)	0:12.26 [5] (0:12.26)
Average Speed [km/h]	54.7	67.4	64.8	64.0	58.8
Top Speed [km/h]	68.3	68.9	65.9	64.8	62.0
Avg. Dist. to Rail [m]	2.0	0.9	1.4	4.9	4.2
Avg. Stride Freq. [Hz]	2.4	2.4	2.4	2.4	2.3
Avg. Stride Length [m]	6.4	7.6	7.6	7.3	7.0



- [] Ranking at each section and finish
- .-.- No data available at this section
- NA No data available



Horse/Jockey Name	Jemoma Alpilage
Final Rank	5
Fastest Section Time (Section)	0:10.61 (800m)
Top Speed [km/h] (Section)	69.9 (800m)
Race State	Finished

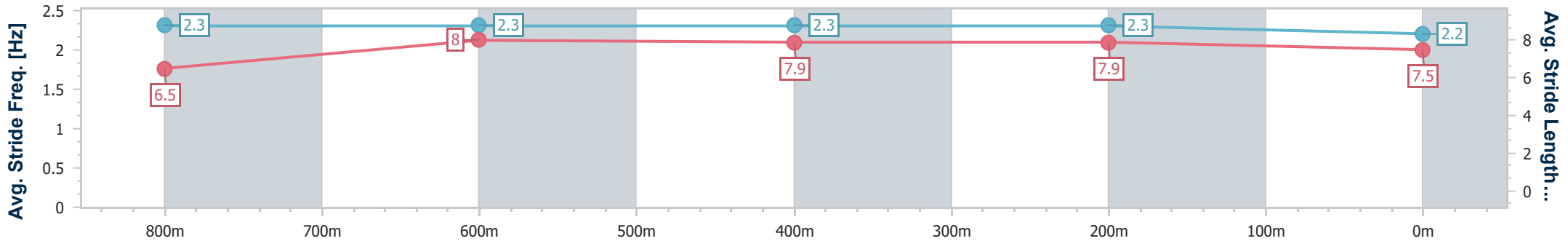
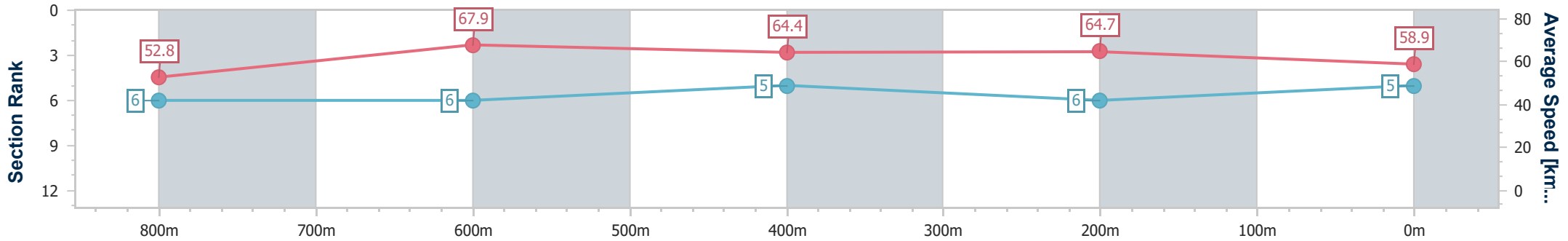


Eagle Farm QLD Professional
 Race 2: DRINKWISE QTIS Two-Year-Old Fillies Handicap - 1000m
 21 October 2023 - 12:18
 Track Rating: Good 4, Weather: Fine, Rail Position: +3m Entire Course



BRISBANE RACING CLUB

Section	Overall	800m	600m	400m	200m
Section Times	0:58.69 [5] (0:13.61)	0:45.08 [6] (0:10.61)	0:34.47 [6] (0:11.09)	0:23.38 [5] (0:11.17)	0:12.21 [6] (0:12.21)
Average Speed [km/h]	52.8	67.9	64.4	64.7	58.9
Top Speed [km/h]	68.6	69.9	66.2	66.9	62.1
Avg. Dist. to Rail [m]	1.1	0.6	1.0	2.6	1.5
Avg. Stride Freq. [Hz]	2.3	2.3	2.3	2.3	2.2
Avg. Stride Length [m]	6.5	8.0	7.9	7.9	7.5



- [] Ranking at each section and finish
- .-.- No data available at this section
- NA No data available



Horse/Jockey Name	Mishani Lily
Final Rank	6
Fastest Section Time (Section)	0:10.64 (800m)
Top Speed [km/h] (Section)	71.6 (800m)
Race State	Finished

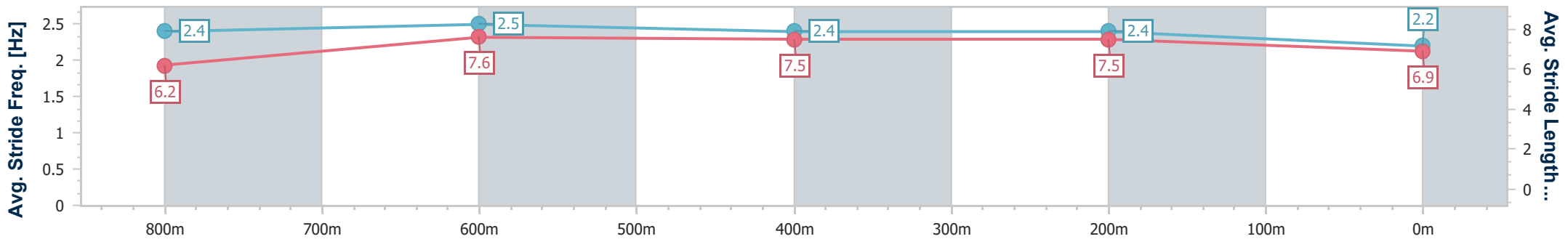
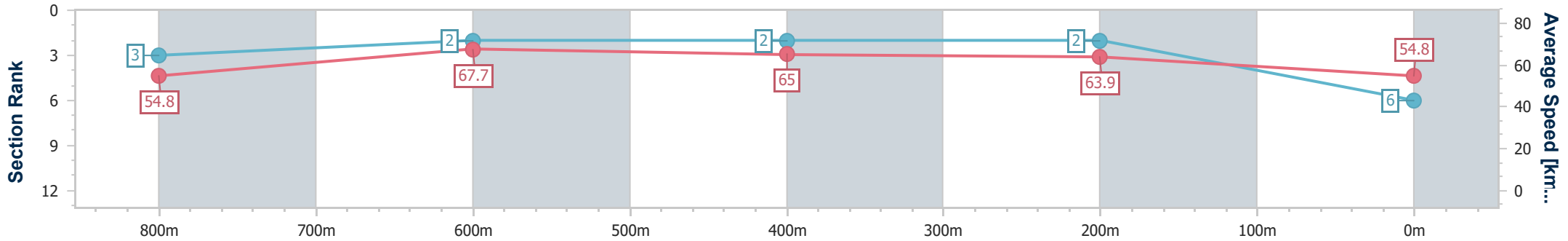


Eagle Farm QLD Professional
 Race 2: DRINKWISE QTIS Two-Year-Old Fillies Handicap - 1000m
 21 October 2023 - 12:18
 Track Rating: Good 4, Weather: Fine, Rail Position: +3m Entire Course



BRISBANE RACING CLUB

Section	Overall	800m	600m	400m	200m
Section Times	0:59.20 [6] (0:13.15)	0:46.05 [3] (0:10.64)	0:35.41 [2] (0:11.01)	0:24.40 [2] (0:11.26)	0:13.14 [2] (0:13.14)
Average Speed [km/h]	54.8	67.7	65.0	63.9	54.8
Top Speed [km/h]	70.8	71.6	66.8	66.4	60.4
Avg. Dist. to Rail [m]	2.4	0.6	0.8	1.0	1.6
Avg. Stride Freq. [Hz]	2.4	2.5	2.4	2.4	2.2
Avg. Stride Length [m]	6.2	7.6	7.5	7.5	6.9



- [] Ranking at each section and finish
- .-.- No data available at this section
- NA No data available



Horse/Jockey Name	Territory Ash
Final Rank	7
Fastest Section Time (Section)	0:10.76 (800m)
Top Speed [km/h] (Section)	68.5 (800m)
Race State	Finished

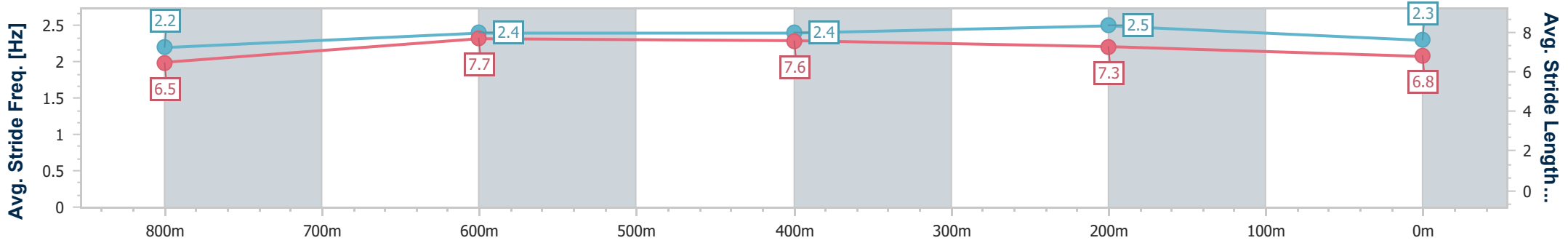
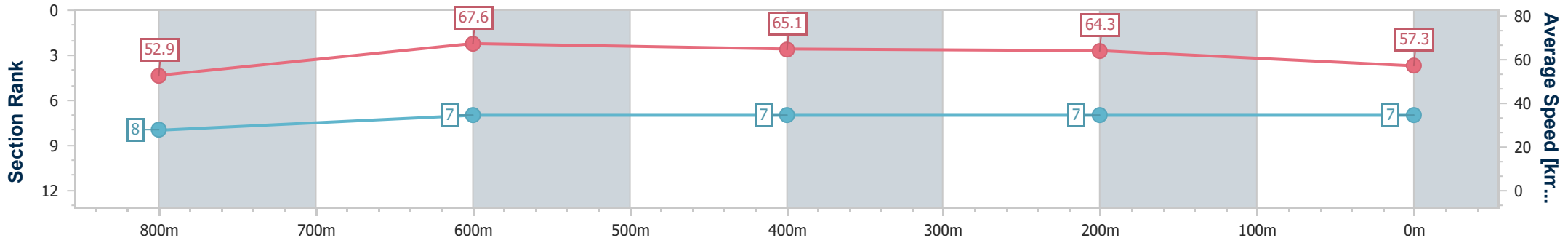


Eagle Farm QLD Professional
 Race 2: DRINKWISE QTIS Two-Year-Old Fillies Handicap - 1000m
 21 October 2023 - 12:18
 Track Rating: Good 4, Weather: Fine, Rail Position: +3m Entire Course



BRISBANE RACING CLUB

Section	Overall	800m	600m	400m	200m
Section Times	0:59.39 [7] (0:13.72)	0:45.67 [8] (0:10.76)	0:34.91 [7] (0:11.12)	0:23.79 [7] (0:11.20)	0:12.59 [7] (0:12.59)
Average Speed [km/h]	52.9	67.6	65.1	64.3	57.3
Top Speed [km/h]	68.2	68.5	67.2	65.8	61.5
Avg. Dist. to Rail [m]	5.4	1.8	1.4	5.9	6.5
Avg. Stride Freq. [Hz]	2.2	2.4	2.4	2.5	2.3
Avg. Stride Length [m]	6.5	7.7	7.6	7.3	6.8



- [] Ranking at each section and finish
- .-.- No data available at this section
- NA No data available



Horse/Jockey Name	Mishani Express
Final Rank	8
Fastest Section Time (Section)	0:10.88 (800m)
Top Speed [km/h] (Section)	69.2 (Overall)
Race State	Finished

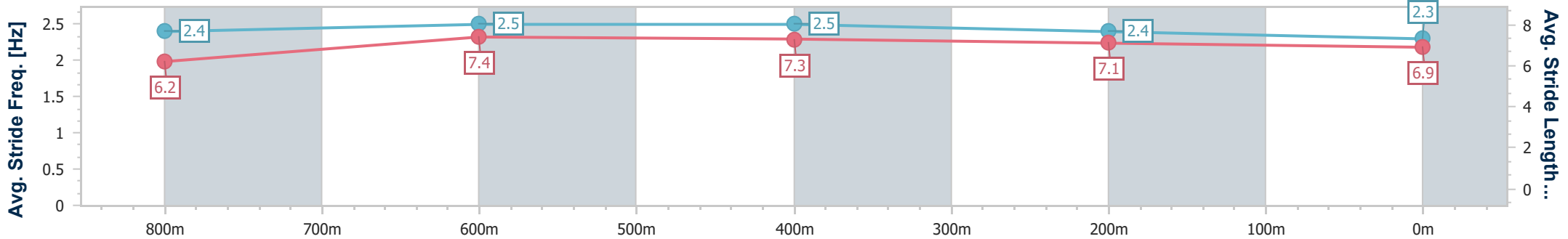
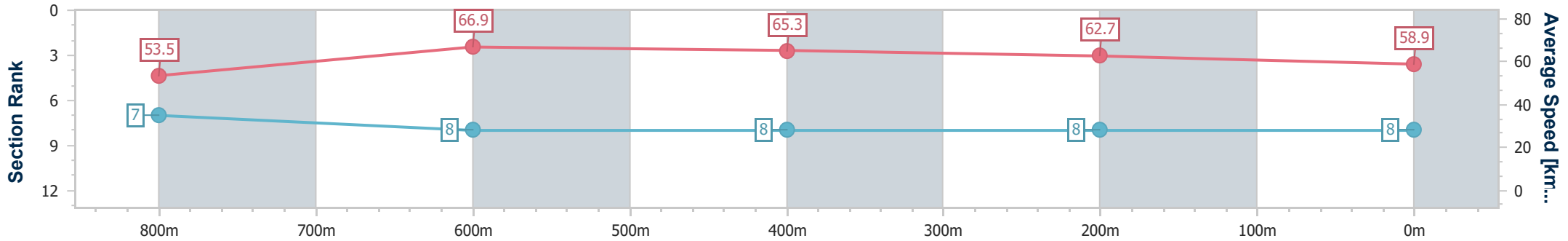


Eagle Farm QLD Professional
 Race 2: DRINKWISE QTIS Two-Year-Old Fillies Handicap - 1000m
 21 October 2023 - 12:18
 Track Rating: Good 4, Weather: Fine, Rail Position: +3m Entire Course



BRISBANE RACING CLUB

Section	Overall	800m	600m	400m	200m
Section Times	0:59.42 [8] (0:13.63)	0:45.79 [7] (0:10.88)	0:34.91 [8] (0:11.21)	0:23.70 [8] (0:11.44)	0:12.26 [8] (0:12.26)
Average Speed [km/h]	53.5	66.9	65.3	62.7	58.9
Top Speed [km/h]	69.2	69.0	65.9	65.0	60.8
Avg. Dist. to Rail [m]	7.1	2.9	3.0	8.3	4.9
Avg. Stride Freq. [Hz]	2.4	2.5	2.5	2.4	2.3
Avg. Stride Length [m]	6.2	7.4	7.3	7.1	6.9



- [] Ranking at each section and finish
- .-.- No data available at this section
- NA No data available



Horse/Jockey Name	Mishani Delta
Final Rank	9
Fastest Section Time (Section)	0:10.78 (800m)
Top Speed [km/h] (Section)	69.3 (800m)
Race State	Finished

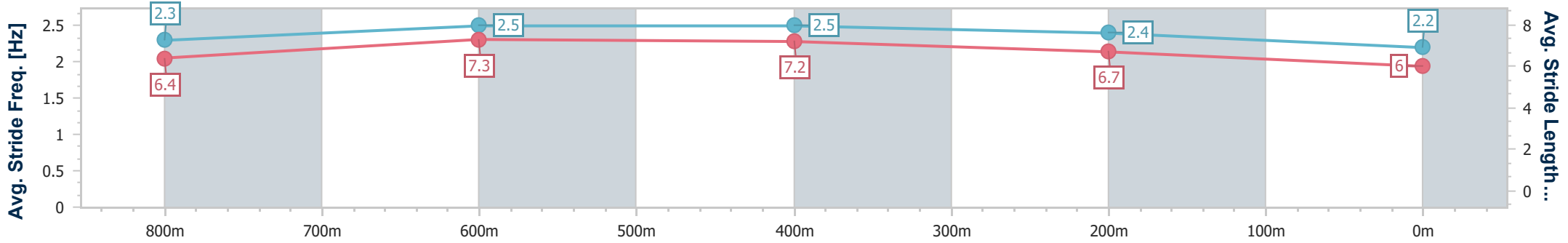
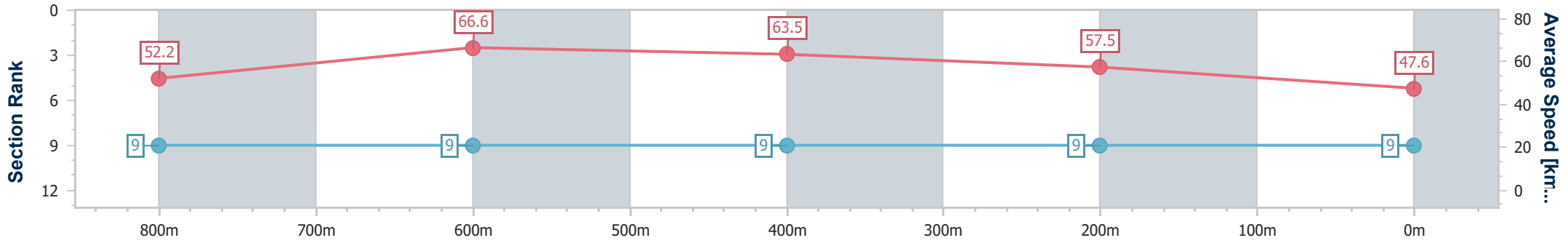


Eagle Farm QLD Professional
 Race 2: DRINKWISE QTIS Two-Year-Old Fillies Handicap - 1000m
 21 October 2023 - 12:18
 Track Rating: Good 4, Weather: Fine, Rail Position: +3m Entire Course



BRISBANE RACING CLUB

Section	Overall	800m	600m	400m	200m
Section Times	1:03.47 [9] (0:13.82)	0:49.65 [9] (0:10.78)	0:38.87 [9] (0:11.28)	0:27.59 [9] (0:12.48)	0:15.11 [9] (0:15.11)
Average Speed [km/h]	52.2	66.6	63.5	57.5	47.6
Top Speed [km/h]	68.9	69.3	64.7	62.1	53.5
Avg. Dist. to Rail [m]	2.4	0.9	1.1	0.2	0.3
Avg. Stride Freq. [Hz]	2.3	2.5	2.5	2.4	2.2
Avg. Stride Length [m]	6.4	7.3	7.2	6.7	6.0



- [] Ranking at each section and finish
- .-.- No data available at this section
- NA No data available



Horse/Jockey Name	I'ma Charmer
Final Rank	10
Fastest Section Time (Section)	0:11.46 (800m)
Top Speed [km/h] (Section)	66.8 (800m)
Race State	Finished

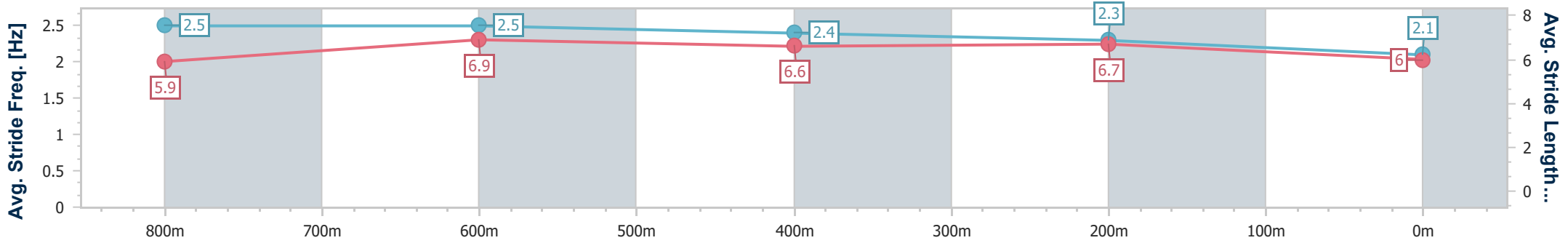
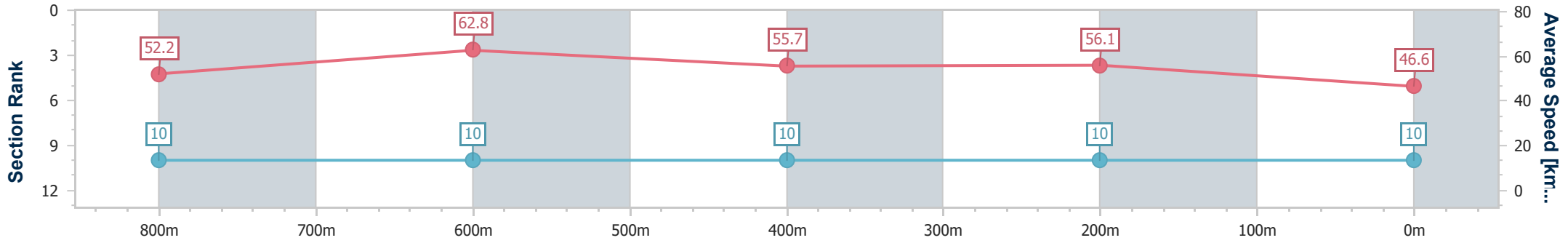


Eagle Farm QLD Professional
 Race 2: DRINKWISE QTIS Two-Year-Old Fillies Handicap - 1000m
 21 October 2023 - 12:18
 Track Rating: Good 4, Weather: Fine, Rail Position: +3m Entire Course



BRISBANE RACING CLUB

Section	Overall	800m	600m	400m	200m
Section Times	1:06.41 [10] (0:13.86)	0:52.55 [10] (0:11.46)	0:41.09 [10] (0:12.79)	0:28.30 [10] (0:12.85)	0:15.45 [10] (0:15.45)
Average Speed [km/h]	52.2	62.8	55.7	56.1	46.6
Top Speed [km/h]	66.4	66.8	57.5	56.9	54.8
Avg. Dist. to Rail [m]	3.9	0.9	1.1	0.2	0.5
Avg. Stride Freq. [Hz]	2.5	2.5	2.4	2.3	2.1
Avg. Stride Length [m]	5.9	6.9	6.6	6.7	6.0



- [] Ranking at each section and finish
- .-.- No data available at this section
- NA No data available