



# Eagle Farm QLD Professional

## Race 3: MADISON CLEANING SERVICES QTIS Three-Year-Old Handicap - 1600m

21 October 2023 - 12:53



BRISBANE  
RACING CLUB

Track Rating: Good 4, Weather: Fine, Rail Position: +3m Entire Course

Section		Overall	1400m	1200m	1000m	800m	600m	400m	Last 600m				
Field Times		1:36.73 (0:13.59)	1:23.14 (0:11.00)	1:12.14 (0:11.69)	1:00.45 (0:12.49)	0:47.96 (0:12.27)	0:35.69 (0:11.94)	0:23.75 (0:11.55)	0:35.69				
Rank	TAB Horse/Jockey	Barrier	Top Speed [km/h]	Fastest Section	Distance Travelled [m]								
1	1 <b>ENCODER</b> Damien Thornton	4	66.7	0:11.21	1:36.73 [1] (0:14.09)	1:22.64 [7] (0:11.21)	1:11.43 [7] (0:11.66)	0:59.77 [6] (0:12.32)	0:47.45 [6] (0:12.28)	0:35.17 [7] (0:11.84)	0:23.33 [7] (0:11.33)	0:35.17	
2	4 <b>RED DEFCON</b> Samantha Collett	8	66.1	0:11.22	1:36.87 [2] (0:13.95)	1:22.92 [6] (0:11.22)	1:11.70 [6] (0:11.83)	0:59.87 [7] (0:12.35)	0:47.52 [7] (0:12.19)	0:35.33 [6] (0:11.67)	0:23.66 [4] (0:11.32)	0:35.33	+5
3	8 <b>HUSSY EMPRESS</b> Cejay Graham	7	66.5	0:11.19	1:36.88 [3] (0:14.13)	1:22.75 [8] (0:11.30)	1:11.45 [8] (0:11.85)	0:59.60 [8] (0:12.46)	0:47.14 [8] (0:12.21)	0:34.93 [8] (0:11.66)	0:23.27 [8] (0:11.19)	0:34.93	+4
4	2 <b>ENCUBIERTO</b> James Orman	3	66.5	0:11.20	1:37.63 [4] (0:13.65)	1:23.98 [3] (0:11.20)	1:12.78 [3] (0:11.81)	1:00.97 [4] (0:12.52)	0:48.45 [5] (0:12.35)	0:36.10 [5] (0:11.84)	0:24.26 [6] (0:11.55)	0:36.10	+0
5	6 <b>PORTOROSA</b> Ben Thompson	2	68.3	0:11.02	1:37.70 [5] (0:13.95)	1:23.75 [5] (0:11.02)	1:12.73 [5] (0:11.70)	1:01.03 [5] (0:12.48)	0:48.55 [3] (0:12.20)	0:36.35 [3] (0:11.90)	0:24.45 [5] (0:11.93)	0:36.35	-6
6	5 <b>ALL VALOUR</b> Jim Byrne	5	67.5	0:11.07	1:37.92 [6] (0:13.62)	1:24.30 [2] (0:11.07)	1:13.23 [2] (0:11.75)	1:01.48 [2] (0:12.59)	0:48.89 [2] (0:12.24)	0:36.65 [2] (0:11.71)	0:24.94 [1] (0:11.81)	0:36.65	+4
7	7 <b>ACES UP</b> Boris Thornton	6	66.9	0:11.19	1:38.12 [7] (0:13.69)	1:24.43 [4] (0:11.19)	1:13.24 [4] (0:11.77)	1:01.47 [3] (0:12.52)	0:48.95 [4] (0:12.29)	0:36.66 [4] (0:11.64)	0:25.02 [3] (0:11.89)	0:36.66	+2
8	3 <b>INCA TRAIL</b> Ryan Maloney	1	68.0	0:11.00	1:40.27 [8] (0:13.59)	1:26.68 [1] (0:11.00)	1:15.68 [1] (0:11.69)	1:03.99 [1] (0:12.49)	0:51.50 [1] (0:12.27)	0:39.23 [1] (0:12.00)	0:27.23 [2] (0:12.32)	0:39.23	-1

[ ] Ranking at each section and finish  
 -:-:- No data available at this section  
 NA No data available

SCN Saddle cloth number  
 DNF Did not finish  
 DNT Did not track



**Eagle Farm QLD Professional**  
**Race 3: MADISON CLEANING SERVICES QTIS Three-Year-Old Handicap**  
**- 1600m**

21 October 2023 - 12:53



BRISBANE  
RACING CLUB

Track Rating: Good 4, Weather: Fine, Rail Position: +3m Entire Course

Section							200m			Last 600m
Field Times							0:12.20			0:35.69
							(0:12.20)			
Rank	TAB	Horse/Jockey	Barrier	Top Speed [km/h]	Fastest Section	Margin				Distance Travelled [m]
1	1	<b>ENCODER</b>	4	66.7	0:11.21	0:12.00 [2]	1:36.73			0:35.17
		Damien Thornton		Overall	1400m	(0:12.00)				
2	4	<b>RED DEFCON</b>	8	66.1	0:11.22	0:12.34 [1]	0.79L			0:35.33 +5
		Samantha Collett		1400m	1400m	(0:12.34)				
3	8	<b>HUSSY EMPRESS</b>	7	66.5	0:11.19	0:12.08 [4]	0.84L			0:34.93 +4
		Cejay Graham		1400m	400m	(0:12.08)				
4	2	<b>ENCUBIERTO</b>	3	66.5	0:11.20	0:12.71 [5]	5.28L			0:36.10 +0
		James Orman		Overall	1400m	(0:12.71)				
5	6	<b>PORTOROSA</b>	2	68.3	0:11.02	0:12.52 [7]	5.69L			0:36.35 -6
		Ben Thompson		1400m	1400m	(0:12.52)				
6	5	<b>ALL VALOUR</b>	5	67.5	0:11.07	0:13.13 [3]	6.98L			0:36.65 +4
		Jim Byrne		Overall	1400m	(0:13.13)				
7	7	<b>ACES UP</b>	6	66.9	0:11.19	0:13.13 [6]	8.16L			0:36.66 +2
		Boris Thornton		1400m	1400m	(0:13.13)				
8	3	<b>INCA TRAIL</b>	1	68.0	0:11.00	0:14.91 [8]	20.79L			0:39.23 -1
		Ryan Maloney		Overall	1400m	(0:14.91)				



Horse/Jockey Name	Encoder
Final Rank	1
Fastest Section Time (Section)	0:11.21 (1400m)
Top Speed [km/h] (Section)	66.7 (Overall)
Race State	Finished

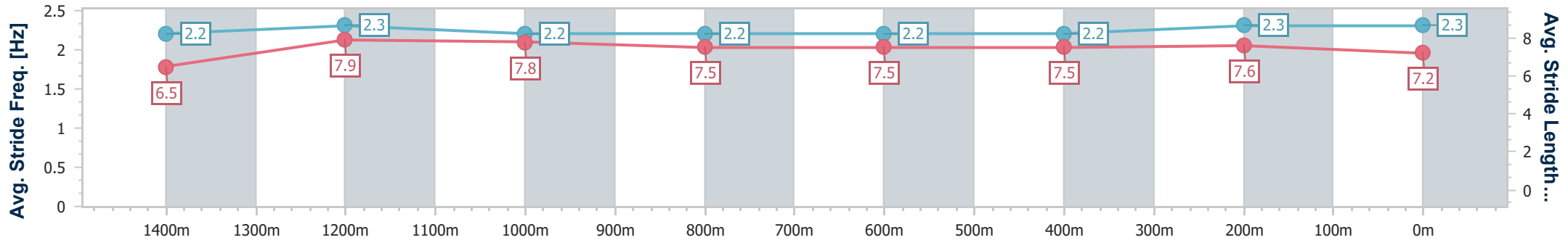
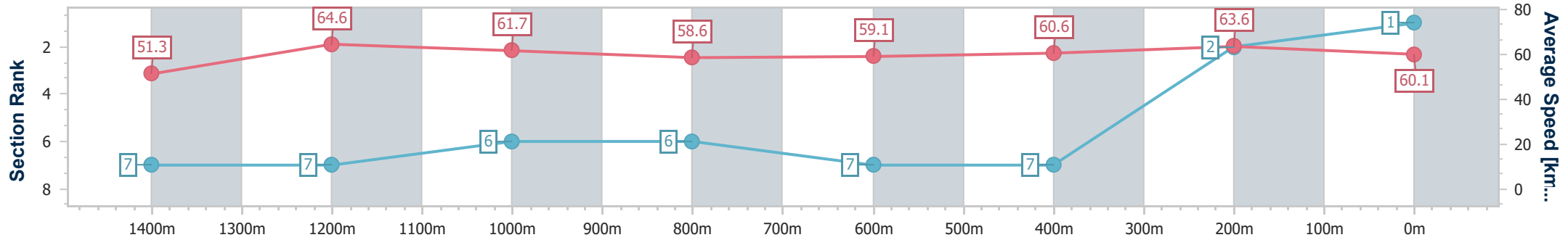


Eagle Farm QLD Professional  
 Race 3: MADISON CLEANING SERVICES QTIS Three-Year-Old Handicap - 1600m  
 21 October 2023 - 12:53  
 Track Rating: Good 4, Weather: Fine, Rail Position: +3m Entire Course



BRISBANE RACING CLUB

Section	Overall	1400m	1200m	1000m	800m	600m	400m	200m						
Section Times	1:36.73 [1] (0:14.09)	1:22.64 [7] (0:11.21)	1:11.43 [7] (0:11.66)	0:59.77 [6] (0:12.32)	0:47.45 [6] (0:12.28)	0:35.17 [7] (0:11.84)	0:23.33 [7] (0:11.33)	0:12.00 [2] (0:12.00)						
Average Speed [km/h]	51.3	64.6	61.7	58.6	59.1	60.6	63.6	60.1						
Top Speed [km/h]	66.7	66.0	63.5	59.1	60.3	63.3	64.3	63.3						
Avg. Dist. to Rail [m]	8.8	1.2	0.8	1.1	1.2	0.3	3.2	2.8						
Avg. Stride Freq. [Hz]	2.2	2.3	2.2	2.2	2.2	2.2	2.3	2.3						
Avg. Stride Length [m]	6.5	7.9	7.8	7.5	7.5	7.5	7.6	7.2						



- [ ] Ranking at each section and finish
- .-.- No data available at this section
- NA No data available



Horse/Jockey Name	Red Defcon
Final Rank	2
Fastest Section Time (Section)	0:11.22 (1400m)
Top Speed [km/h] (Section)	66.1 (1400m)
Race State	Finished

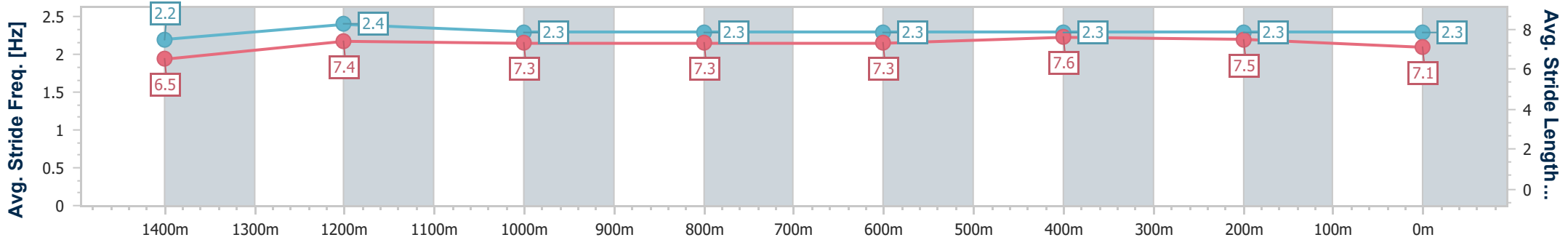
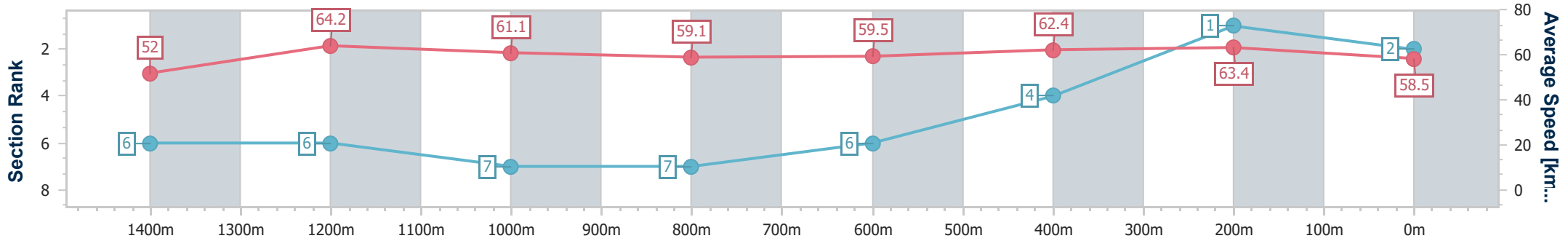


Eagle Farm QLD Professional  
 Race 3: MADISON CLEANING SERVICES QTIS Three-Year-Old Handicap - 1600m  
 21 October 2023 - 12:53  
 Track Rating: Good 4, Weather: Fine, Rail Position: +3m Entire Course



BRISBANE RACING CLUB

Section	Overall	1400m	1200m	1000m	800m	600m	400m	200m						
Section Times	1:36.87 [2] (0:13.95)	1:22.92 [6] (0:11.22)	1:11.70 [6] (0:11.83)	0:59.87 [7] (0:12.35)	0:47.52 [7] (0:12.19)	0:35.33 [6] (0:11.67)	0:23.66 [4] (0:11.32)	0:12.34 [1] (0:12.34)						
Average Speed [km/h]	52.0	64.2	61.1	59.1	59.5	62.4	63.4	58.5						
Top Speed [km/h]	65.3	66.1	63.0	60.0	60.8	64.0	64.8	61.8						
Avg. Dist. to Rail [m]	11.3	2.0	2.8	2.8	2.4	1.8	5.3	3.3						
Avg. Stride Freq. [Hz]	2.2	2.4	2.3	2.3	2.3	2.3	2.3	2.3						
Avg. Stride Length [m]	6.5	7.4	7.3	7.3	7.3	7.6	7.5	7.1						



- [ ] Ranking at each section and finish
- .-.- No data available at this section
- NA No data available



Horse/Jockey Name	Hussy Empress
Final Rank	3
Fastest Section Time (Section)	0:11.19 (400m)
Top Speed [km/h] (Section)	66.5 (1400m)
Race State	Finished

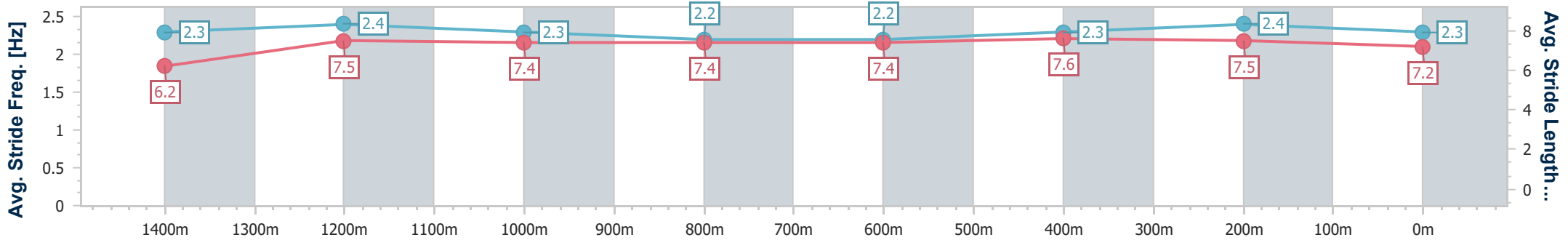
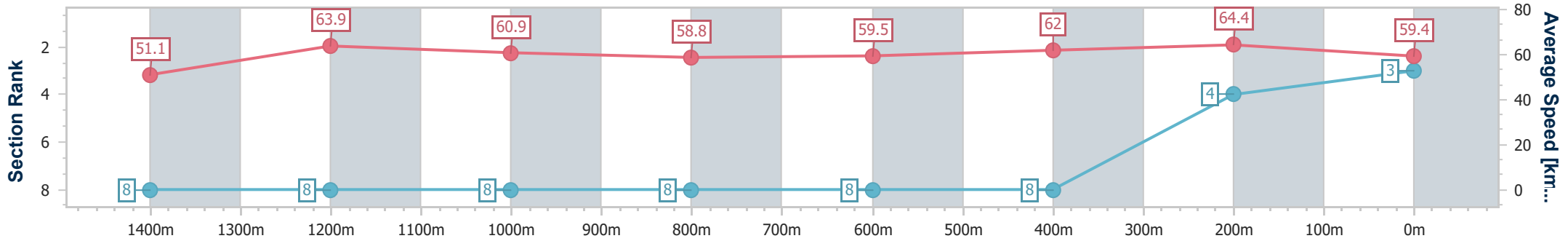


Eagle Farm QLD Professional  
 Race 3: MADISON CLEANING SERVICES QTIS Three-Year-Old Handicap - 1600m  
 21 October 2023 - 12:53  
 Track Rating: Good 4, Weather: Fine, Rail Position: +3m Entire Course



BRISBANE RACING CLUB

Section	Overall	1400m	1200m	1000m	800m	600m	400m	200m						
Section Times	1:36.88 [3] (0:14.13)	1:22.75 [8] (0:11.30)	1:11.45 [8] (0:11.85)	0:59.60 [8] (0:12.46)	0:47.14 [8] (0:12.21)	0:34.93 [8] (0:11.66)	0:23.27 [8] (0:11.19)	0:12.08 [4] (0:12.08)						
Average Speed [km/h]	51.1	63.9	60.9	58.8	59.5	62.0	64.4	59.4						
Top Speed [km/h]	66.5	66.5	62.6	59.8	60.7	63.8	65.1	64.4						
Avg. Dist. to Rail [m]	9.8	2.6	3.9	3.9	1.9	1.8	6.5	5.7						
Avg. Stride Freq. [Hz]	2.3	2.4	2.3	2.2	2.2	2.3	2.4	2.3						
Avg. Stride Length [m]	6.2	7.5	7.4	7.4	7.4	7.6	7.5	7.2						



- [ ] Ranking at each section and finish
- .-.- No data available at this section
- NA No data available



Horse/Jockey Name	Encubierto
Final Rank	4
Fastest Section Time (Section)	0:11.20 (1400m)
Top Speed [km/h] (Section)	66.5 (Overall)
Race State	Finished

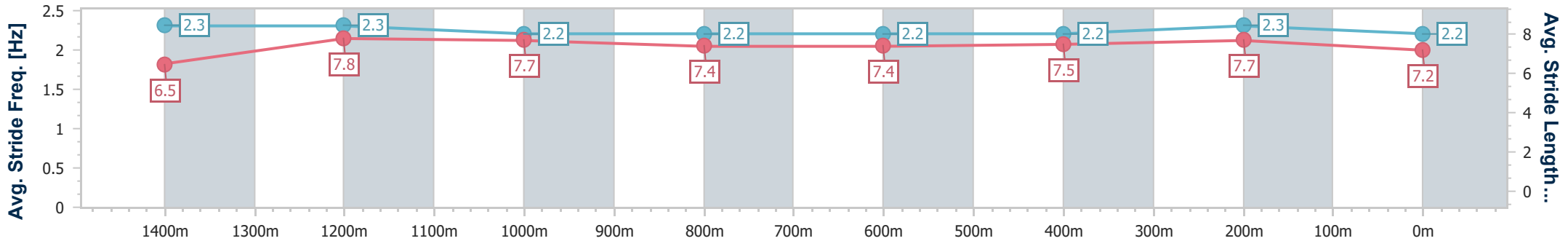
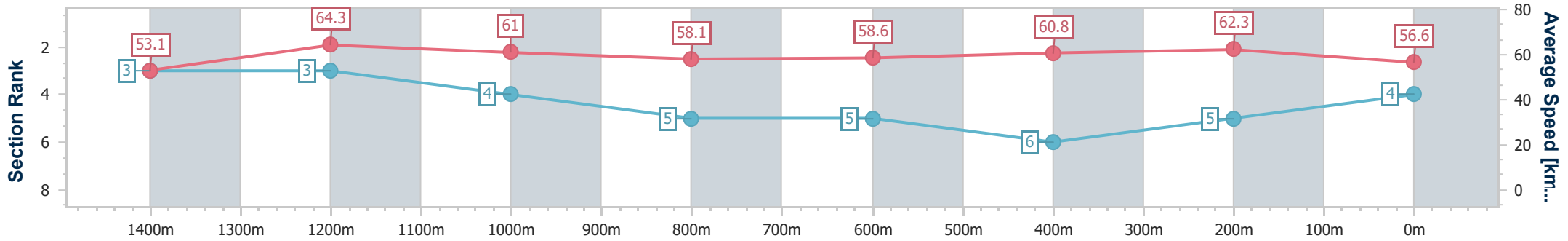


Eagle Farm QLD Professional  
 Race 3: MADISON CLEANING SERVICES QTIS Three-Year-Old Handicap - 1600m  
 21 October 2023 - 12:53  
 Track Rating: Good 4, Weather: Fine, Rail Position: +3m Entire Course



BRISBANE RACING CLUB

Section	Overall	1400m	1200m	1000m	800m	600m	400m	200m						
Section Times	1:37.63 [4] (0:13.65)	1:23.98 [3] (0:11.20)	1:12.78 [3] (0:11.81)	1:00.97 [4] (0:12.52)	0:48.45 [5] (0:12.35)	0:36.10 [5] (0:11.84)	0:24.26 [6] (0:11.55)	0:12.71 [5] (0:12.71)						
Average Speed [km/h]	53.1	64.3	61.0	58.1	58.6	60.8	62.3	56.6						
Top Speed [km/h]	66.5	65.4	63.3	59.1	60.2	63.2	63.2	61.2						
Avg. Dist. to Rail [m]	7.1	1.5	1.5	2.1	1.6	0.7	4.5	5.7						
Avg. Stride Freq. [Hz]	2.3	2.3	2.2	2.2	2.2	2.2	2.3	2.2						
Avg. Stride Length [m]	6.5	7.8	7.7	7.4	7.4	7.5	7.7	7.2						



- [ ] Ranking at each section and finish
- .-.- No data available at this section
- NA No data available



Horse/Jockey Name	Portorosa
Final Rank	5
Fastest Section Time (Section)	0:11.02 (1400m)
Top Speed [km/h] (Section)	68.3 (1400m)
Race State	Finished

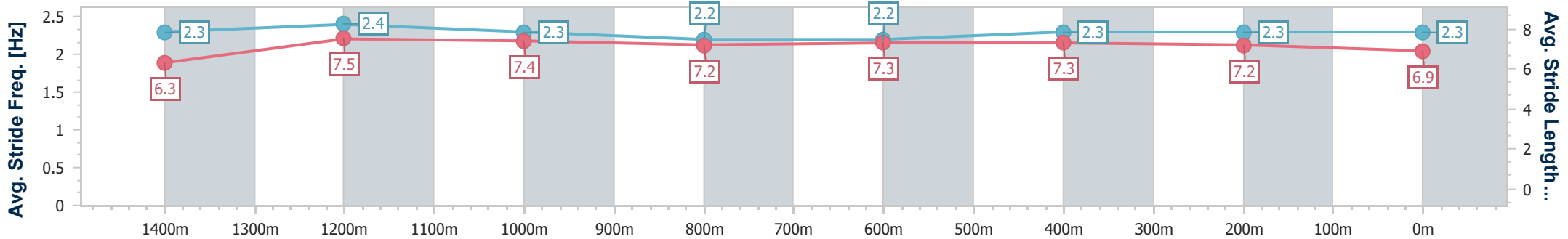
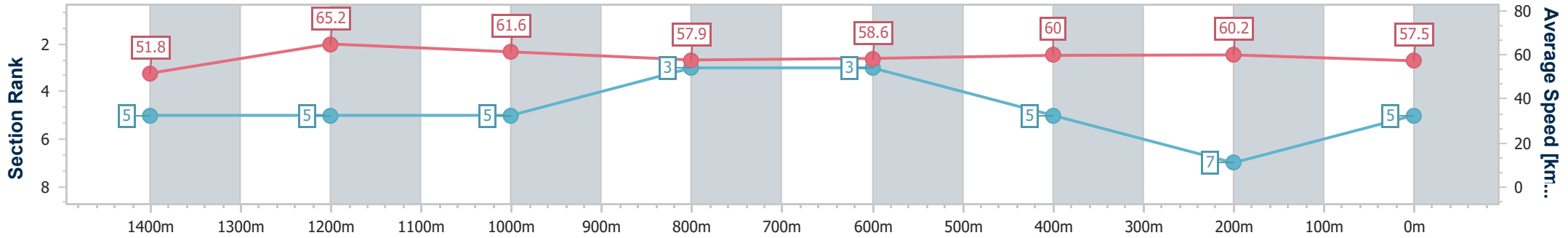


Eagle Farm QLD Professional  
 Race 3: MADISON CLEANING SERVICES QTIS Three-Year-Old Handicap - 1600m  
 21 October 2023 - 12:53  
 Track Rating: Good 4, Weather: Fine, Rail Position: +3m Entire Course



BRISBANE RACING CLUB

Section	Overall	1400m	1200m	1000m	800m	600m	400m	200m
Section Times	1:37.70 [5] (0:13.95)	1:23.75 [5] (0:11.02)	1:12.73 [5] (0:11.70)	1:01.03 [5] (0:12.48)	0:48.55 [3] (0:12.20)	0:36.35 [3] (0:11.90)	0:24.45 [5] (0:11.93)	0:12.52 [7] (0:12.52)
Average Speed [km/h]	51.8	65.2	61.6	57.9	58.6	60.0	60.2	57.5
Top Speed [km/h]	66.1	68.3	63.6	58.6	59.5	61.9	62.8	59.1
Avg. Dist. to Rail [m]	6.4	0.5	0.4	0.9	1.7	2.1	2.1	1.3
Avg. Stride Freq. [Hz]	2.3	2.4	2.3	2.2	2.2	2.3	2.3	2.3
Avg. Stride Length [m]	6.3	7.5	7.4	7.2	7.3	7.3	7.2	6.9



- [ ] Ranking at each section and finish
- .-.- No data available at this section
- NA No data available



Horse/Jockey Name	All Valour
Final Rank	6
Fastest Section Time (Section)	0:11.07 (1400m)
Top Speed [km/h] (Section)	67.5 (Overall)
Race State	Finished

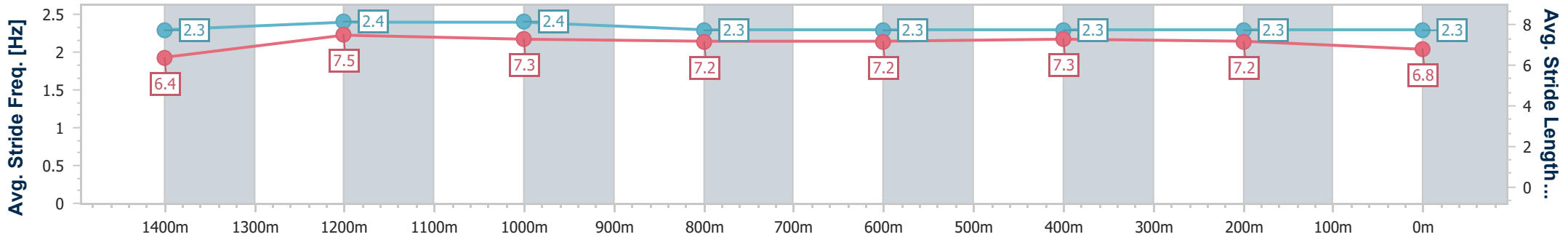
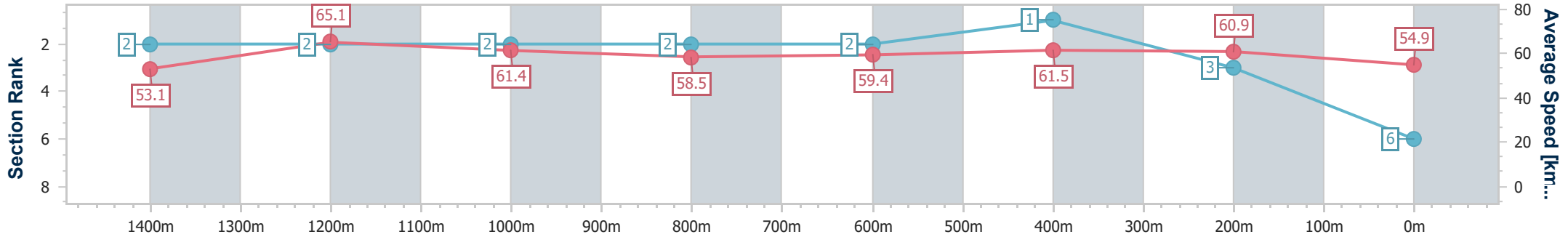


Eagle Farm QLD Professional  
 Race 3: MADISON CLEANING SERVICES QTIS Three-Year-Old Handicap - 1600m  
 21 October 2023 - 12:53  
 Track Rating: Good 4, Weather: Fine, Rail Position: +3m Entire Course



BRISBANE RACING CLUB

Section	Overall	1400m	1200m	1000m	800m	600m	400m	200m						
Section Times	1:37.92 [6] (0:13.62)	1:24.30 [2] (0:11.07)	1:13.23 [2] (0:11.75)	1:01.48 [2] (0:12.59)	0:48.89 [2] (0:12.24)	0:36.65 [2] (0:11.71)	0:24.94 [1] (0:11.81)	0:13.13 [3] (0:13.13)						
Average Speed [km/h]	53.1	65.1	61.4	58.5	59.4	61.5	60.9	54.9						
Top Speed [km/h]	67.5	67.2	63.6	59.6	60.4	64.2	64.2	58.0						
Avg. Dist. to Rail [m]	9.8	3.9	4.0	4.2	2.2	0.9	2.0	1.5						
Avg. Stride Freq. [Hz]	2.3	2.4	2.4	2.3	2.3	2.3	2.3	2.3						
Avg. Stride Length [m]	6.4	7.5	7.3	7.2	7.2	7.3	7.2	6.8						



- [ ] Ranking at each section and finish
- .-.- No data available at this section
- NA No data available





Horse/Jockey Name	Aces Up
Final Rank	7
Fastest Section Time (Section)	0:11.19 (1400m)
Top Speed [km/h] (Section)	66.9 (1400m)
Race State	Finished

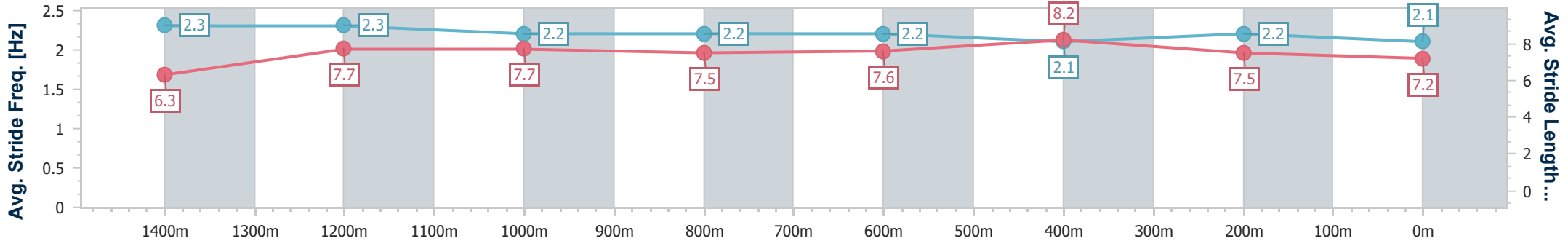
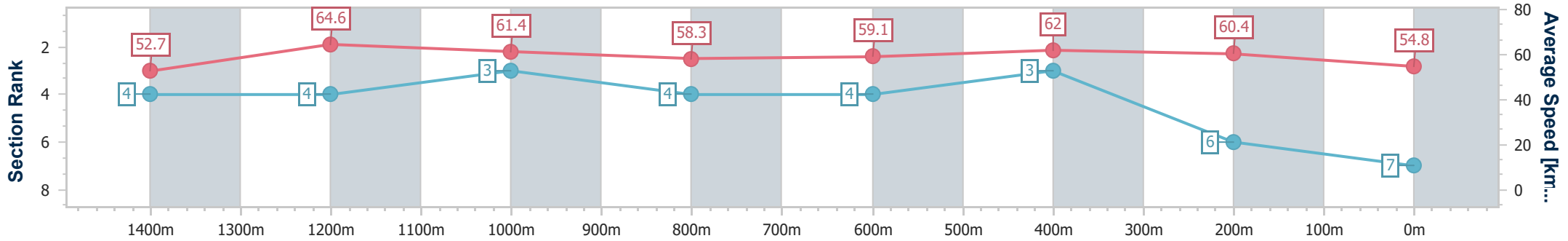


Eagle Farm QLD Professional  
 Race 3: MADISON CLEANING SERVICES QTIS Three-Year-Old Handicap - 1600m  
 21 October 2023 - 12:53  
 Track Rating: Good 4, Weather: Fine, Rail Position: +3m Entire Course



BRISBANE RACING CLUB

Section	Overall	1400m	1200m	1000m	800m	600m	400m	200m
Section Times	1:38.12 [7] (0:13.69)	1:24.43 [4] (0:11.19)	1:13.24 [4] (0:11.77)	1:01.47 [3] (0:12.52)	0:48.95 [4] (0:12.29)	0:36.66 [4] (0:11.64)	0:25.02 [3] (0:11.89)	0:13.13 [6] (0:13.13)
Average Speed [km/h]	52.7	64.6	61.4	58.3	59.1	62.0	60.4	54.8
Top Speed [km/h]	66.6	66.9	62.5	59.1	60.1	64.4	62.9	57.7
Avg. Dist. to Rail [m]	10.3	2.5	2.7	2.9	2.1	0.4	1.3	1.9
Avg. Stride Freq. [Hz]	2.3	2.3	2.2	2.2	2.2	2.1	2.2	2.1
Avg. Stride Length [m]	6.3	7.7	7.7	7.5	7.6	8.2	7.5	7.2



- [ ] Ranking at each section and finish
- .-.- No data available at this section
- NA No data available



Horse/Jockey Name	Inca Trail
Final Rank	8
Fastest Section Time (Section)	0:11.00 (1400m)
Top Speed [km/h] (Section)	68.0 (Overall)
Race State	Finished

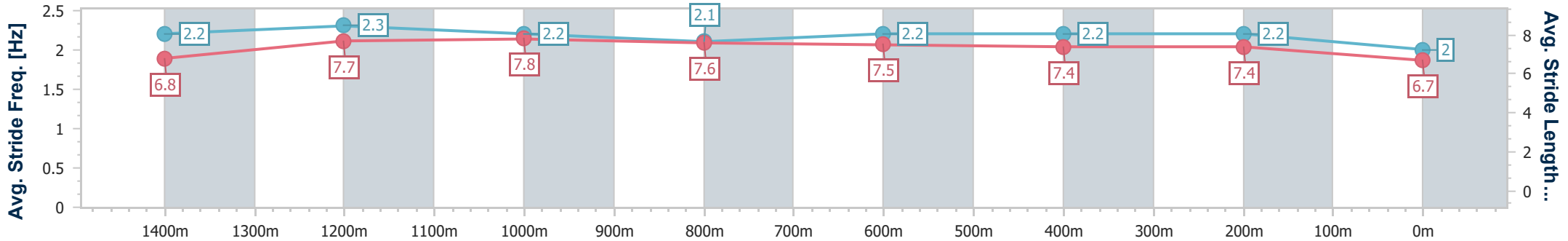
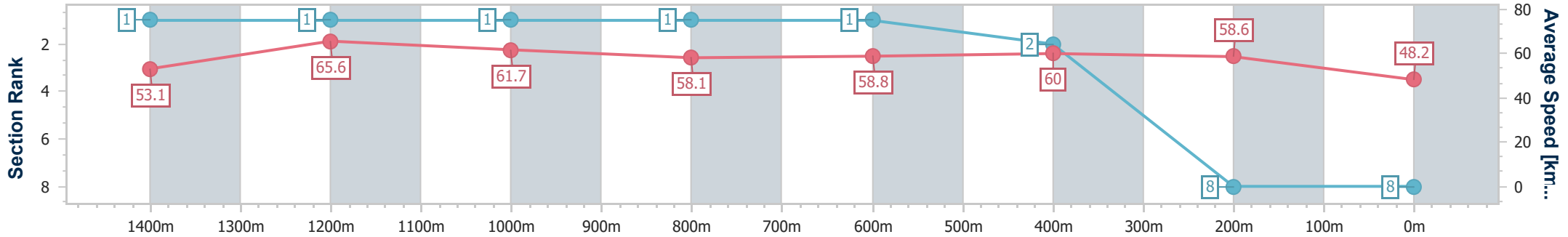


Eagle Farm QLD Professional  
 Race 3: MADISON CLEANING SERVICES QTIS Three-Year-Old Handicap - 1600m  
 21 October 2023 - 12:53  
 Track Rating: Good 4, Weather: Fine, Rail Position: +3m Entire Course



BRISBANE RACING CLUB

Section	Overall	1400m	1200m	1000m	800m	600m	400m	200m
Section Times	1:40.27 [8] (0:13.59)	1:26.68 [1] (0:11.00)	1:15.68 [1] (0:11.69)	1:03.99 [1] (0:12.49)	0:51.50 [1] (0:12.27)	0:39.23 [1] (0:12.00)	0:27.23 [2] (0:12.32)	0:14.91 [8] (0:14.91)
Average Speed [km/h]	53.1	65.6	61.7	58.1	58.8	60.0	58.6	48.2
Top Speed [km/h]	68.0	67.7	63.9	59.0	59.5	61.2	60.8	53.8
Avg. Dist. to Rail [m]	5.9	1.4	1.8	1.4	0.8	0.3	0.2	0.4
Avg. Stride Freq. [Hz]	2.2	2.3	2.2	2.1	2.2	2.2	2.2	2.0
Avg. Stride Length [m]	6.8	7.7	7.8	7.6	7.5	7.4	7.4	6.7



- [ ] Ranking at each section and finish
- .-.- No data available at this section
- NA No data available