



Eagle Farm QLD Professional

Race 4: CLAYFIELD JEWELLERY Class 3 Plate - 1815m

21 October 2023 - 13:28



BRISBANE
RACING CLUB

Track Rating: Good 4, Weather: Fine, Rail Position: +3m Entire Course

Section													Overall	1600m	1400m	1200m	1000m	800m	600m	Last 600m
Field Times													1:50.88 (0:15.14)	1:35.74 (0:11.58)	1:24.16 (0:11.71)	1:12.45 (0:12.28)	1:00.17 (0:12.36)	0:47.81 (0:12.16)	0:35.65 (0:11.66)	0:35.65
Rank	TAB	Horse/Jockey	Barrier	Top Speed [km/h]	Fastest Section								Distance Travelled [m]							
1	8	SUNSET SOIREE Ben Thompson	2	65.2 600m	0:11.33 400m	1:50.88 [1] (0:15.39)	1:35.49 [4] (0:11.72)	1:23.77 [4] (0:11.82)	1:11.95 [3] (0:12.14)	0:59.81 [3] (0:12.31)	0:47.50 [3] (0:12.23)	0:35.27 [3] (0:11.68)	0:35.27							
2	10	ANDALUS Ryan Maloney	10	64.7 1600m	0:11.41 400m	1:50.92 [2] (0:15.35)	1:35.57 [2] (0:11.48)	1:24.09 [2] (0:11.85)	1:12.24 [2] (0:12.29)	0:59.95 [2] (0:12.26)	0:47.69 [2] (0:12.21)	0:35.48 [2] (0:11.69)	0:35.48	+3						
3	6	TENZING James Orman	6	66.2 400m	0:11.19 400m	1:51.04 [3] (0:15.73)	1:35.31 [6] (0:11.72)	1:23.59 [6] (0:11.93)	1:11.66 [7] (0:12.25)	0:59.41 [7] (0:12.21)	0:47.20 [6] (0:12.20)	0:35.00 [6] (0:11.42)	0:35.00	+4						
4	2	I AM THE EMPIRE Damien Thornton	4	65.1 400m	0:11.34 400m	1:51.46 [4] (0:15.39)	1:36.07 [3] (0:11.60)	1:24.47 [3] (0:12.02)	1:12.45 [4] (0:12.17)	1:00.28 [4] (0:12.29)	0:47.99 [4] (0:12.24)	0:35.75 [4] (0:11.77)	0:35.75	+8						
5	3	SATAY CHICKEN Cejay Graham	11	64.0 1600m	0:11.58 1600m	1:51.67 [5] (0:15.14)	1:36.53 [1] (0:11.58)	1:24.95 [1] (0:11.71)	1:13.24 [1] (0:12.28)	1:00.96 [1] (0:12.36)	0:48.60 [1] (0:12.16)	0:36.44 [1] (0:11.66)	0:36.44	+2						
6	12	I PREFER MINTIES Angela Jones	9	64.5 400m	0:11.46 400m	1:51.83 [6] (0:16.19)	1:35.64 [10] (0:11.85)	1:23.79 [10] (0:11.85)	1:11.94 [10] (0:12.21)	0:59.73 [10] (0:12.02)	0:47.71 [9] (0:12.15)	0:35.56 [10] (0:11.80)	0:35.56	+0						
7	5	MAURICE'S MEDAD Martin Harley	8	65.1 600m	0:11.52 600m	1:51.98 [7] (0:15.99)	1:35.99 [8] (0:11.85)	1:24.14 [9] (0:11.98)	1:12.16 [9] (0:12.27)	0:59.89 [9] (0:12.08)	0:47.81 [10] (0:12.10)	0:35.71 [9] (0:11.52)	0:35.71	+3						
8	11	FURTHERING Rikki Jamieson	7	63.5 600m	0:11.54 400m	1:52.08 [8] (0:16.07)	1:36.01 [9] (0:11.71)	1:24.30 [8] (0:11.84)	1:12.46 [8] (0:12.11)	1:00.35 [8] (0:12.27)	0:48.08 [8] (0:12.17)	0:35.91 [8] (0:11.88)	0:35.91	-3						
9	4	CONTRERAS Jag Guthmann-Chester	3	63.0 1600m	0:11.73 600m	1:52.11 [9] (0:15.53)	1:36.58 [5] (0:11.80)	1:24.78 [5] (0:11.96)	1:12.82 [6] (0:12.32)	1:00.50 [6] (0:12.31)	0:48.19 [7] (0:12.14)	0:36.05 [7] (0:11.73)	0:36.05	+0						
10	9	WHISTLE HOFF Justin Huxtable	5	64.0 600m	0:11.70 1600m	1:52.93 [10] (0:15.79)	1:37.14 [7] (0:11.70)	1:25.44 [7] (0:11.79)	1:13.65 [5] (0:12.18)	1:01.47 [5] (0:12.27)	0:49.20 [5] (0:12.24)	0:36.96 [5] (0:11.79)	0:36.96	-1						

Scratched: Devocean (#1), Spiele (#7)

Report Created: Sat 21 October 2023 14:07 GMT+1 (Note: Timing is based on position data)

Page 1/12

[] Ranking at each section and finish
 -:-:- No data available at this section
 NA No data available

SCN Saddle cloth number
 DNF Did not finish
 DNT Did not track

data processed by TRIPLES DATA



Eagle Farm QLD Professional

Race 4: CLAYFIELD JEWELLERY Class 3 Plate - 1815m

21 October 2023 - 13:28



BRISBANE
RACING CLUB

Track Rating: Good 4, Weather: Fine, Rail Position: +3m Entire Course

Section				400m	200m			Last 600m		
Field Times				0:23.99 (0:11.65)	0:12.34 (0:12.34)			0:35.65		
Rank	TAB Horse/Jockey	Barrier	Top Speed [km/h]	Fastest Section			Margin			Distance Travelled [m]
1	8 SUNSET SOIREE Ben Thompson	2	65.2 600m	0:11.33 400m	0:23.59 [3] (0:11.33)	0:12.26 [2] (0:12.26)	1:50.88			0:35.27
2	10 ANDALUS Ryan Maloney	10	64.7 1600m	0:11.41 400m	0:23.79 [2] (0:11.41)	0:12.38 [1] (0:12.38)	0.18L			0:35.48 +3
3	6 TENZING James Orman	6	66.2 400m	0:11.19 400m	0:23.58 [4] (0:11.19)	0:12.39 [4] (0:12.39)	0.92L			0:35.00 +4
4	2 I AM THE EMPIRE Damien Thornton	4	65.1 400m	0:11.34 400m	0:23.98 [5] (0:11.34)	0:12.64 [5] (0:12.64)	3.4L			0:35.75 +8
5	3 SATAY CHICKEN Cejay Graham	11	64.0 1600m	0:11.58 1600m	0:24.78 [1] (0:11.75)	0:13.03 [3] (0:13.03)	4.61L			0:36.44 +2
6	12 I PREFER MINTIES Angela Jones	9	64.5 400m	0:11.46 400m	0:23.76 [10] (0:11.46)	0:12.30 [7] (0:12.30)	5.57L			0:35.56 +0
7	5 MAURICE'S MEDAD Martin Harley	8	65.1 600m	0:11.52 600m	0:24.19 [8] (0:11.68)	0:12.51 [6] (0:12.51)	6.46L			0:35.71 +3
8	11 FURTHERING Rikki Jamieson	7	63.5 600m	0:11.54 400m	0:24.03 [9] (0:11.54)	0:12.49 [10] (0:12.49)	7.05L			0:35.91 -3
9	4 CONTRERAS Jag Guthmann-Chester	3	63.0 1600m	0:11.73 600m	0:24.32 [7] (0:11.76)	0:12.56 [8] (0:12.56)	7.23L			0:36.05 +0
10	9 WHISTLE HOFF Justin Huxtable	5	64.0 600m	0:11.70 1600m	0:25.17 [6] (0:11.83)	0:13.34 [9] (0:13.34)	12.06L			0:36.96 -1

Scratched: Devocean (#1), Spiele (#7)

Report Created: Sat 21 October 2023 14:07 GMT+1 (Note: Timing is based on position data)

Page 2/12

[] Ranking at each section and finish
 -:-:- No data available at this section
 NA No data available

SCN Saddle cloth number
 DNF Did not finish
 DNT Did not track

data processed by  **TRIPLES DATA**



Horse/Jockey Name	Sunset Soiree
Final Rank	1
Fastest Section Time (Section)	0:11.33 (400m)
Top Speed [km/h] (Section)	65.2 (600m)
Race State	Finished



Eagle Farm QLD Professional

Race 4: CLAYFIELD JEWELLERY Class 3 Plate - 1815m

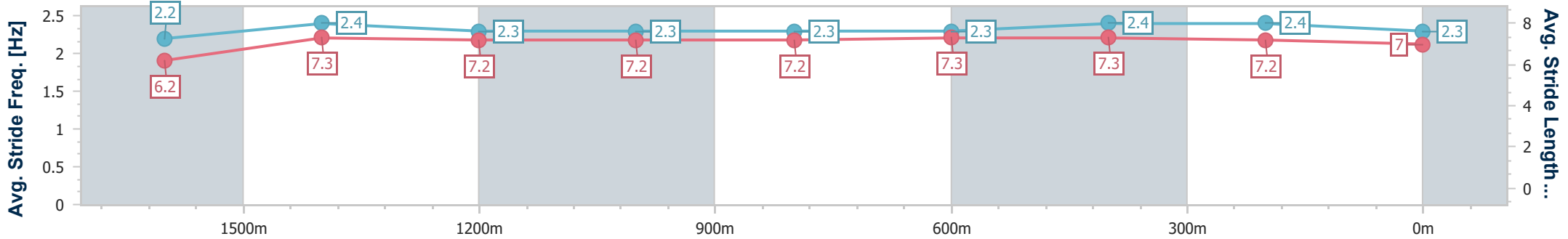
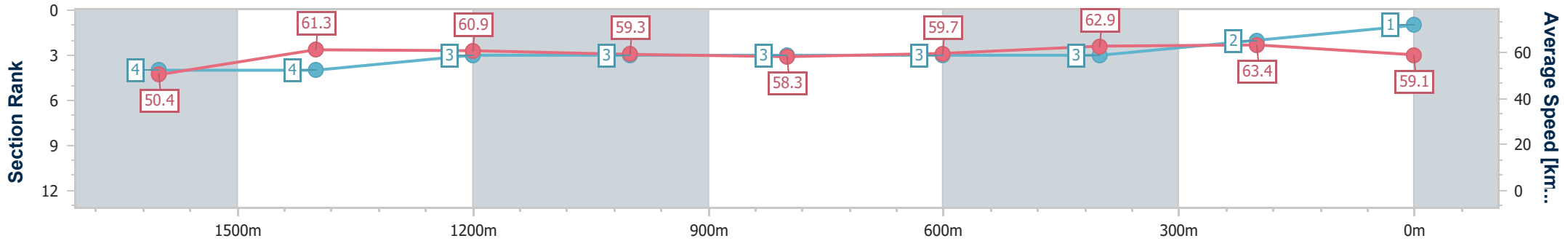
21 October 2023 - 13:28

Track Rating: Good 4, Weather: Fine, Rail Position: +3m Entire Course



BRISBANE RACING CLUB

Section	Overall	1600m	1400m	1200m	1000m	800m	600m	400m	200m
Section Times	1:50.88 [1] (0:15.39)	1:35.49 [4] (0:11.72)	1:23.77 [4] (0:11.82)	1:11.95 [3] (0:12.14)	0:59.81 [3] (0:12.31)	0:47.50 [3] (0:12.23)	0:35.27 [3] (0:11.68)	0:23.59 [3] (0:11.33)	0:12.26 [2] (0:12.26)
Average Speed [km/h]	50.4	61.3	60.9	59.3	58.3	59.7	62.9	63.4	59.1
Top Speed [km/h]	60.7	62.7	62.3	60.7	59.2	61.1	65.2	65.0	61.6
Avg. Dist. to Rail [m]	2.0	0.2	0.2	0.4	0.5	2.5	3.8	6.7	5.7
Avg. Stride Freq. [Hz]	2.2	2.4	2.3	2.3	2.3	2.3	2.4	2.4	2.3
Avg. Stride Length [m]	6.2	7.3	7.2	7.2	7.2	7.3	7.3	7.2	7.0



- [] Ranking at each section and finish
- .-.-.- No data available at this section
- NA No data available



Horse/Jockey Name	Andalus
Final Rank	2
Fastest Section Time (Section)	0:11.41 (400m)
Top Speed [km/h] (Section)	64.7 (1600m)
Race State	Finished



Eagle Farm QLD Professional

Race 4: CLAYFIELD JEWELLERY Class 3 Plate - 1815m

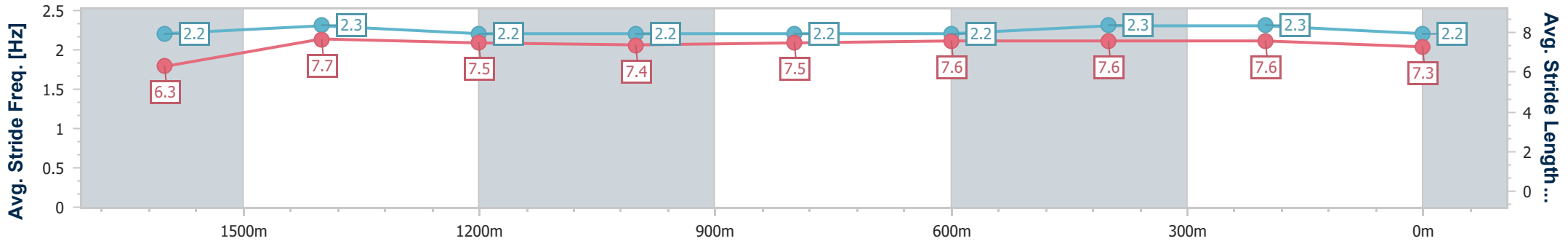
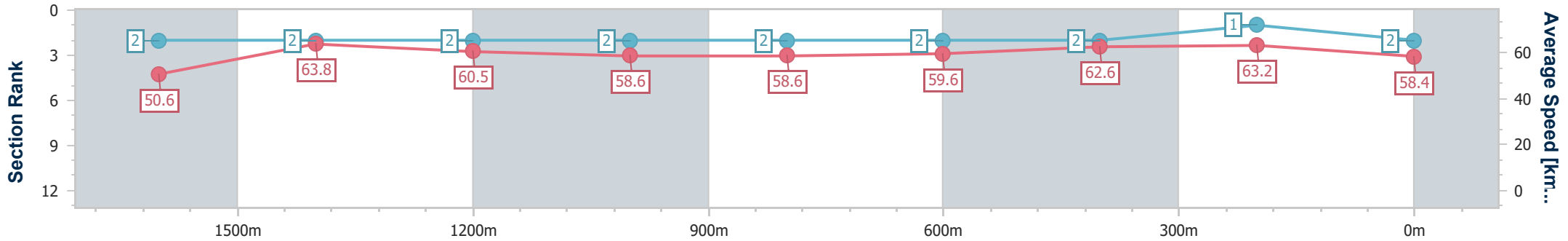
21 October 2023 - 13:28

Track Rating: Good 4, Weather: Fine, Rail Position: +3m Entire Course



BRISBANE RACING CLUB

Section	Overall	1600m	1400m	1200m	1000m	800m	600m	400m	200m
Section Times	1:50.92 [2] (0:15.35)	1:35.57 [2] (0:11.48)	1:24.09 [2] (0:11.85)	1:12.24 [2] (0:12.29)	0:59.95 [2] (0:12.26)	0:47.69 [2] (0:12.21)	0:35.48 [2] (0:11.69)	0:23.79 [2] (0:11.41)	0:12.38 [1] (0:12.38)
Average Speed [km/h]	50.6	63.8	60.5	58.6	58.6	59.6	62.6	63.2	58.4
Top Speed [km/h]	63.2	64.7	63.3	59.1	59.5	60.0	63.9	63.9	61.8
Avg. Dist. to Rail [m]	4.3	4.2	1.6	0.2	0.5	1.7	3.7	3.1	3.4
Avg. Stride Freq. [Hz]	2.2	2.3	2.2	2.2	2.2	2.2	2.3	2.3	2.2
Avg. Stride Length [m]	6.3	7.7	7.5	7.4	7.5	7.6	7.6	7.6	7.3



- [] Ranking at each section and finish
- .-.- No data available at this section
- NA No data available



Horse/Jockey Name	Tenzing
Final Rank	3
Fastest Section Time (Section)	0:11.19 (400m)
Top Speed [km/h] (Section)	66.2 (400m)
Race State	Finished



Eagle Farm QLD Professional

Race 4: CLAYFIELD JEWELLERY Class 3 Plate - 1815m

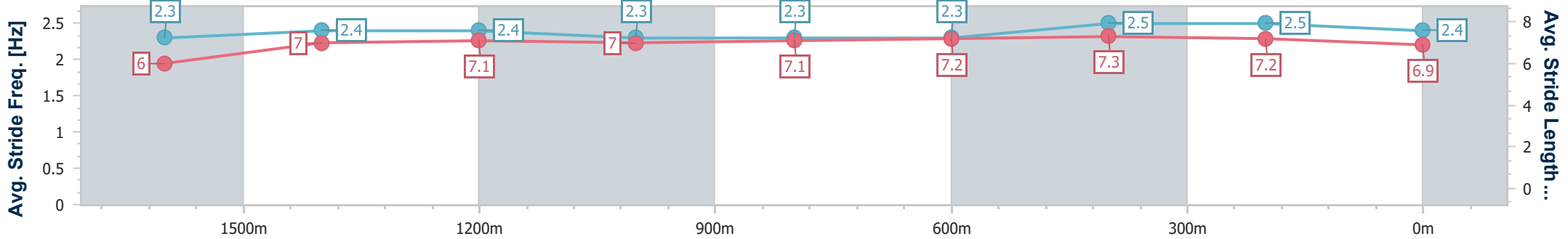
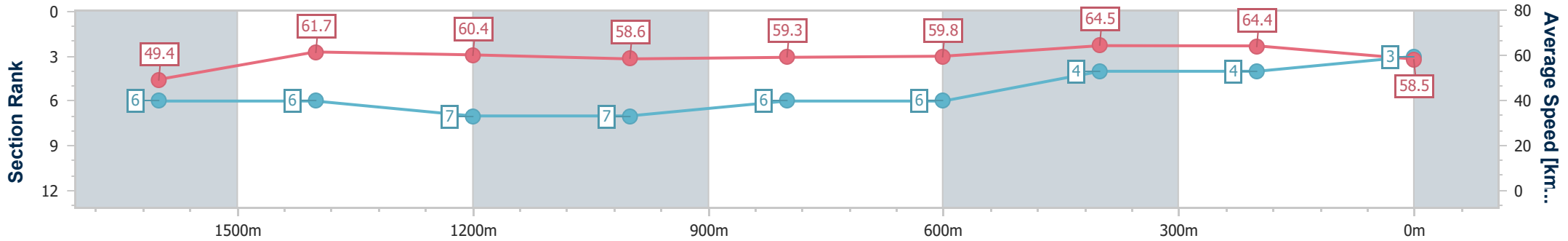
21 October 2023 - 13:28

Track Rating: Good 4, Weather: Fine, Rail Position: +3m Entire Course



BRISBANE RACING CLUB

Section	Overall	1600m	1400m	1200m	1000m	800m	600m	400m	200m
Section Times	1:51.04 [3] (0:15.73)	1:35.31 [6] (0:11.72)	1:23.59 [6] (0:11.93)	1:11.66 [7] (0:12.25)	0:59.41 [7] (0:12.21)	0:47.20 [6] (0:12.20)	0:35.00 [6] (0:11.42)	0:23.58 [4] (0:11.19)	0:12.39 [4] (0:12.39)
Average Speed [km/h]	49.4	61.7	60.4	58.6	59.3	59.8	64.5	64.4	58.5
Top Speed [km/h]	60.8	63.4	61.7	60.5	61.0	62.3	66.0	66.2	62.3
Avg. Dist. to Rail [m]	3.9	0.6	0.8	0.6	0.5	2.7	5.3	7.5	7.5
Avg. Stride Freq. [Hz]	2.3	2.4	2.4	2.3	2.3	2.3	2.5	2.5	2.4
Avg. Stride Length [m]	6.0	7.0	7.1	7.0	7.1	7.2	7.3	7.2	6.9



- [] Ranking at each section and finish
- .-.- No data available at this section
- NA No data available



Horse/Jockey Name	I Am The Empire
Final Rank	4
Fastest Section Time (Section)	0:11.34 (400m)
Top Speed [km/h] (Section)	65.1 (400m)
Race State	Finished



Eagle Farm QLD Professional

Race 4: CLAYFIELD JEWELLERY Class 3 Plate - 1815m

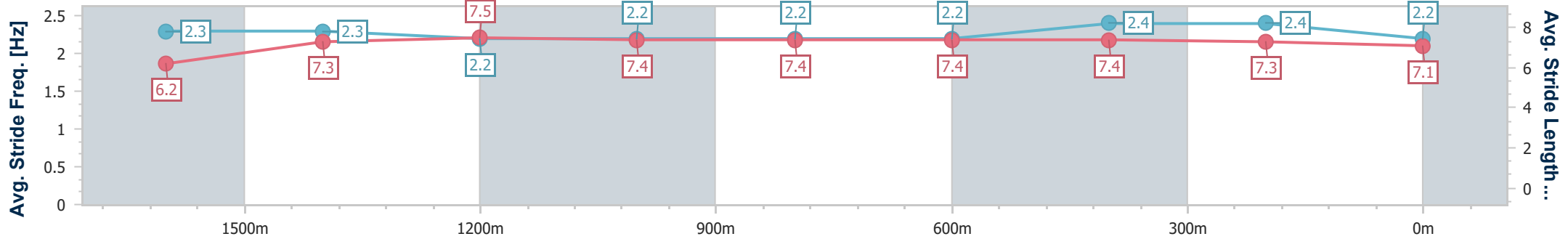
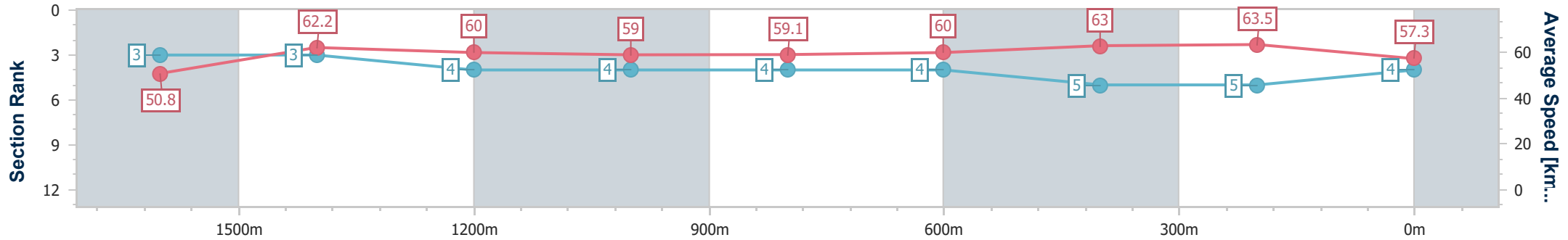
21 October 2023 - 13:28

Track Rating: Good 4, Weather: Fine, Rail Position: +3m Entire Course



BRISBANE RACING CLUB

Section	Overall	1600m	1400m	1200m	1000m	800m	600m	400m	200m
Section Times	1:51.46 [4] (0:15.39)	1:36.07 [3] (0:11.60)	1:24.47 [3] (0:12.02)	1:12.45 [4] (0:12.17)	1:00.28 [4] (0:12.29)	0:47.99 [4] (0:12.24)	0:35.75 [4] (0:11.77)	0:23.98 [5] (0:11.34)	0:12.64 [5] (0:12.64)
Average Speed [km/h]	50.8	62.2	60.0	59.0	59.1	60.0	63.0	63.5	57.3
Top Speed [km/h]	61.2	62.7	61.3	59.9	59.7	60.7	64.6	65.1	61.3
Avg. Dist. to Rail [m]	4.0	1.3	0.5	0.8	1.4	4.2	6.2	8.5	10.6
Avg. Stride Freq. [Hz]	2.3	2.3	2.2	2.2	2.2	2.2	2.4	2.4	2.2
Avg. Stride Length [m]	6.2	7.3	7.5	7.4	7.4	7.4	7.4	7.3	7.1



- [] Ranking at each section and finish
- .-.- No data available at this section
- NA No data available



Horse/Jockey Name	Satay Chicken
Final Rank	5
Fastest Section Time (Section)	0:11.58 (1600m)
Top Speed [km/h] (Section)	64.0 (1600m)
Race State	Finished



Eagle Farm QLD Professional

Race 4: CLAYFIELD JEWELLERY Class 3 Plate - 1815m

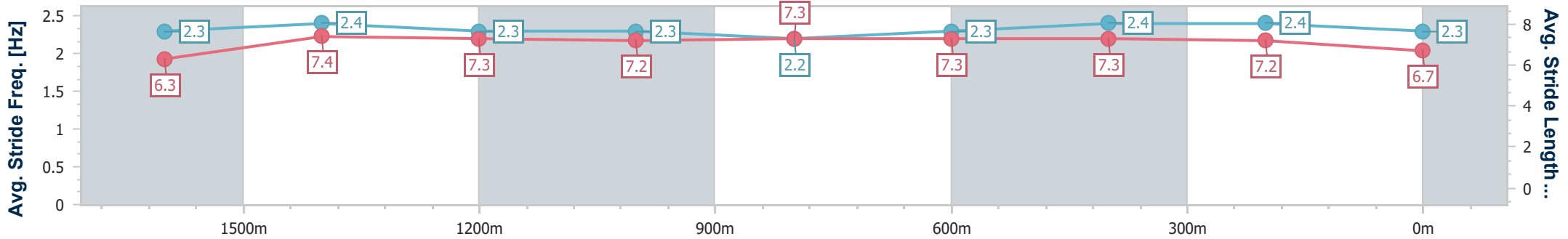
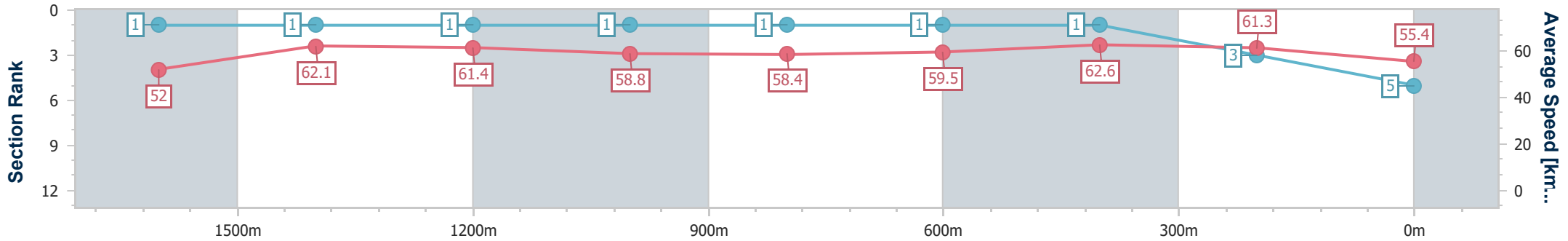
21 October 2023 - 13:28

Track Rating: Good 4, Weather: Fine, Rail Position: +3m Entire Course



BRISBANE RACING CLUB

Section	Overall	1600m	1400m	1200m	1000m	800m	600m	400m	200m				
Section Times	1:51.67 [5] (0:15.14)	1:36.53 [1] (0:11.58)	1:24.95 [1] (0:11.71)	1:13.24 [1] (0:12.28)	1:00.96 [1] (0:12.36)	0:48.60 [1] (0:12.16)	0:36.44 [1] (0:11.66)	0:24.78 [1] (0:11.75)	0:13.03 [3] (0:13.03)				
Average Speed [km/h]	52.0	62.1	61.4	58.8	58.4	59.5	62.6	61.3	55.4				
Top Speed [km/h]	62.1	64.0	63.6	59.5	59.7	60.2	63.8	63.8	58.5				
Avg. Dist. to Rail [m]	6.9	0.4	0.4	0.7	0.7	1.2	2.4	4.0	6.6				
Avg. Stride Freq. [Hz]	2.3	2.4	2.3	2.3	2.2	2.3	2.4	2.4	2.3				
Avg. Stride Length [m]	6.3	7.4	7.3	7.2	7.3	7.3	7.3	7.2	6.7				



- [] Ranking at each section and finish
- .-.- No data available at this section
- NA No data available



Horse/Jockey Name	I Prefer Minties
Final Rank	6
Fastest Section Time (Section)	0:11.46 (400m)
Top Speed [km/h] (Section)	64.5 (400m)
Race State	Finished



Eagle Farm QLD Professional

Race 4: CLAYFIELD JEWELLERY Class 3 Plate - 1815m

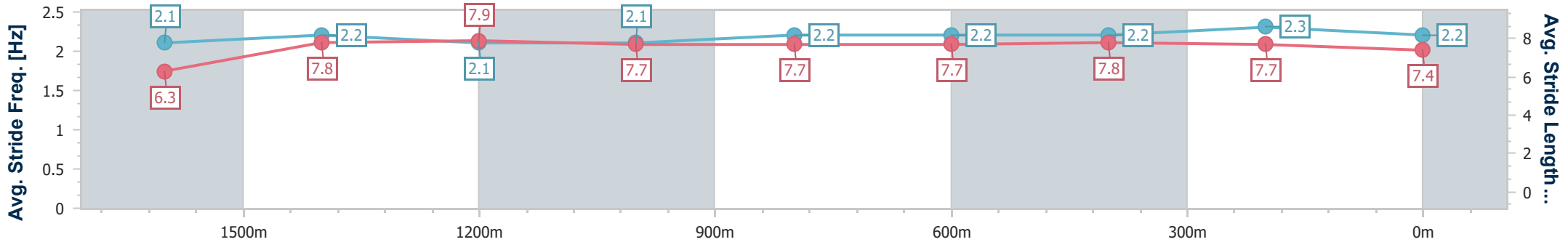
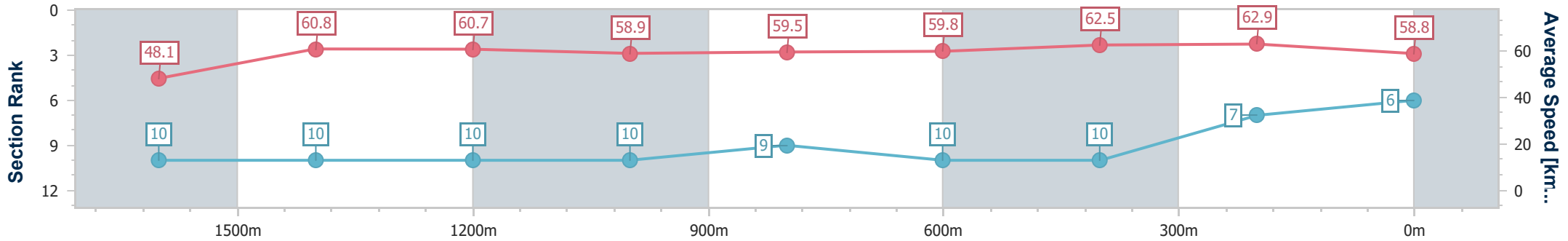
21 October 2023 - 13:28

Track Rating: Good 4, Weather: Fine, Rail Position: +3m Entire Course



BRISBANE RACING CLUB

Section	Overall	1600m	1400m	1200m	1000m	800m	600m	400m	200m
Section Times	1:51.83 [6] (0:16.19)	1:35.64 [10] (0:11.85)	1:23.79 [10] (0:11.85)	1:11.94 [10] (0:12.21)	0:59.73 [10] (0:12.02)	0:47.71 [9] (0:12.15)	0:35.56 [10] (0:11.80)	0:23.76 [10] (0:11.46)	0:12.30 [7] (0:12.30)
Average Speed [km/h]	48.1	60.8	60.7	58.9	59.5	59.8	62.5	62.9	58.8
Top Speed [km/h]	59.7	62.4	62.5	60.3	61.3	62.2	64.3	64.5	61.2
Avg. Dist. to Rail [m]	4.6	0.2	0.3	0.7	0.9	1.4	5.3	8.2	7.6
Avg. Stride Freq. [Hz]	2.1	2.2	2.1	2.1	2.2	2.2	2.2	2.3	2.2
Avg. Stride Length [m]	6.3	7.8	7.9	7.7	7.7	7.7	7.8	7.7	7.4



- [] Ranking at each section and finish
- .-.- No data available at this section
- NA No data available



Horse/Jockey Name	Maurice's Medad
Final Rank	7
Fastest Section Time (Section)	0:11.52 (600m)
Top Speed [km/h] (Section)	65.1 (600m)
Race State	Finished



Eagle Farm QLD Professional

Race 4: CLAYFIELD JEWELLERY Class 3 Plate - 1815m

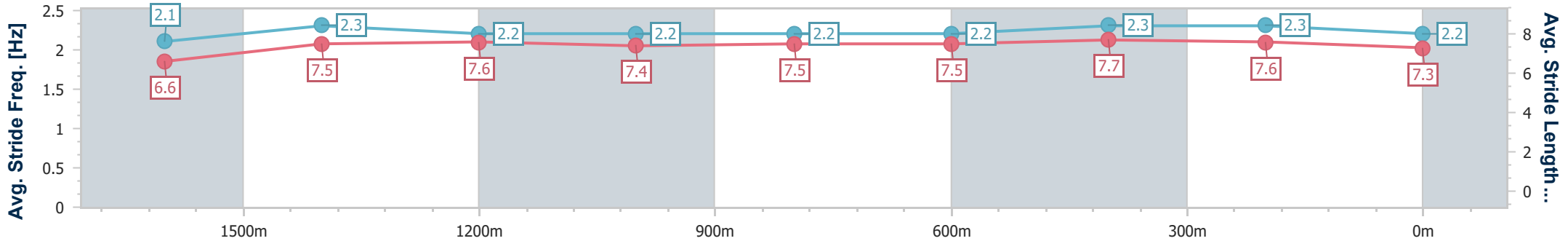
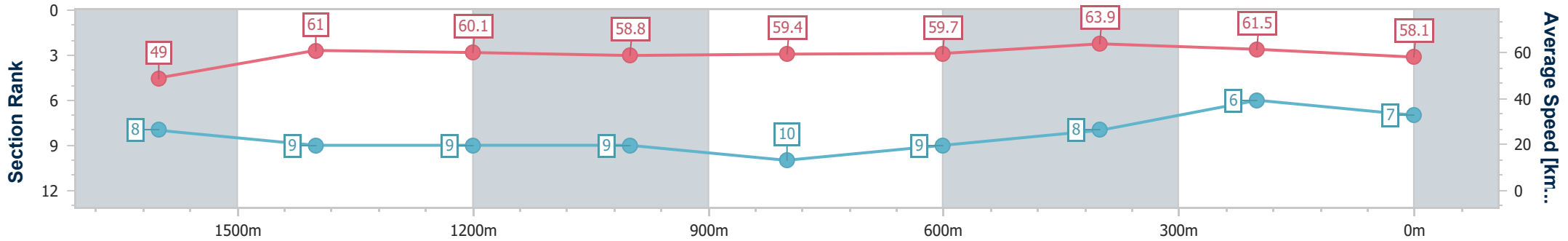
21 October 2023 - 13:28

Track Rating: Good 4, Weather: Fine, Rail Position: +3m Entire Course



BRISBANE RACING CLUB

Section	Overall	1600m	1400m	1200m	1000m	800m	600m	400m	200m
Section Times	1:51.98 [7] (0:15.99)	1:35.99 [8] (0:11.85)	1:24.14 [9] (0:11.98)	1:12.16 [9] (0:12.27)	0:59.89 [9] (0:12.08)	0:47.81 [10] (0:12.10)	0:35.71 [9] (0:11.52)	0:24.19 [8] (0:11.68)	0:12.51 [6] (0:12.51)
Average Speed [km/h]	49.0	61.0	60.1	58.8	59.4	59.7	63.9	61.5	58.1
Top Speed [km/h]	59.9	61.9	61.7	59.8	61.5	62.0	65.1	63.4	59.6
Avg. Dist. to Rail [m]	5.2	1.1	1.7	2.0	0.8	0.8	4.4	7.7	7.8
Avg. Stride Freq. [Hz]	2.1	2.3	2.2	2.2	2.2	2.2	2.3	2.3	2.2
Avg. Stride Length [m]	6.6	7.5	7.6	7.4	7.5	7.5	7.7	7.6	7.3



- [] Ranking at each section and finish
- .-.- No data available at this section
- NA No data available



Horse/Jockey Name	Furthering
Final Rank	8
Fastest Section Time (Section)	0:11.54 (400m)
Top Speed [km/h] (Section)	63.5 (600m)
Race State	Finished



Eagle Farm QLD Professional

Race 4: CLAYFIELD JEWELLERY Class 3 Plate - 1815m

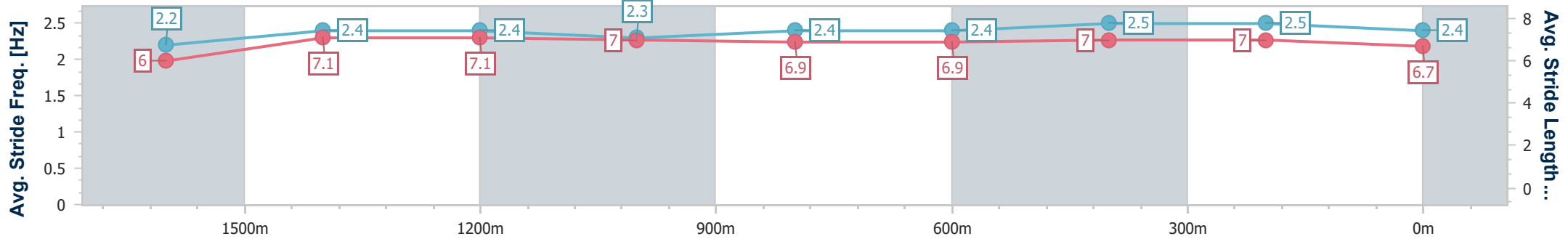
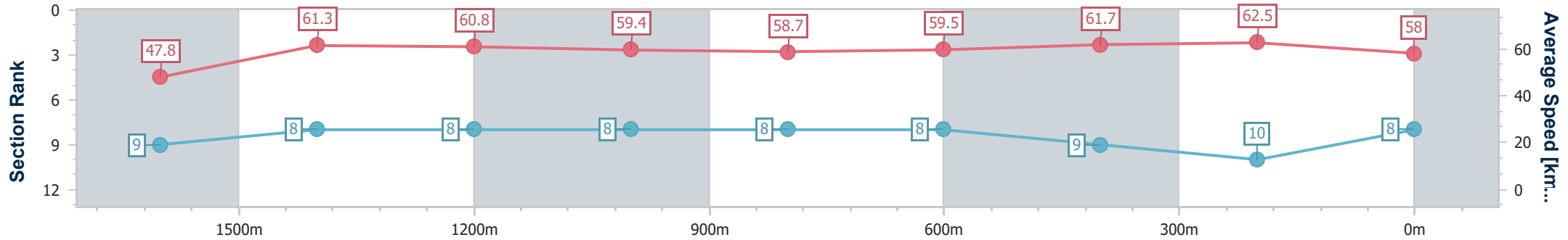
21 October 2023 - 13:28

Track Rating: Good 4, Weather: Fine, Rail Position: +3m Entire Course



BRISBANE RACING CLUB

Section	Overall	1600m	1400m	1200m	1000m	800m	600m	400m	200m
Section Times	1:52.08 [8] (0:16.07)	1:36.01 [9] (0:11.71)	1:24.30 [8] (0:11.84)	1:12.46 [8] (0:12.11)	1:00.35 [8] (0:12.27)	0:48.08 [8] (0:12.17)	0:35.91 [8] (0:11.88)	0:24.03 [9] (0:11.54)	0:12.49 [10] (0:12.49)
Average Speed [km/h]	47.8	61.3	60.8	59.4	58.7	59.5	61.7	62.5	58.0
Top Speed [km/h]	60.1	62.3	62.4	61.0	60.3	62.0	63.5	62.9	60.2
Avg. Dist. to Rail [m]	4.2	0.8	1.4	0.9	0.7	1.8	3.3	6.7	5.7
Avg. Stride Freq. [Hz]	2.2	2.4	2.4	2.3	2.4	2.4	2.5	2.5	2.4
Avg. Stride Length [m]	6.0	7.1	7.1	7.0	6.9	6.9	7.0	7.0	6.7



- [] Ranking at each section and finish
- .-.- No data available at this section
- NA No data available



Horse/Jockey Name	Contreras
Final Rank	9
Fastest Section Time (Section)	0:11.73 (600m)
Top Speed [km/h] (Section)	63.0 (1600m)
Race State	Finished



Eagle Farm QLD Professional

Race 4: CLAYFIELD JEWELLERY Class 3 Plate - 1815m

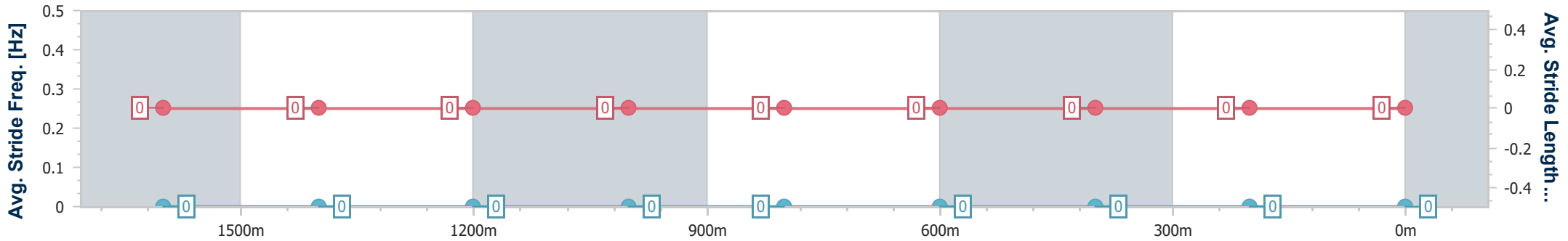
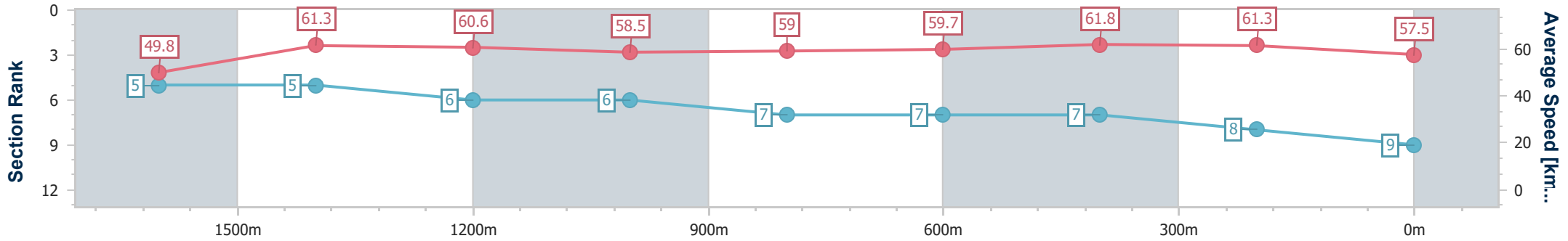
21 October 2023 - 13:28

Track Rating: Good 4, Weather: Fine, Rail Position: +3m Entire Course



BRISBANE RACING CLUB

Section	Overall	1600m	1400m	1200m	1000m	800m	600m	400m	200m
Section Times	1:52.11 [9] (0:15.53)	1:36.58 [5] (0:11.80)	1:24.78 [5] (0:11.96)	1:12.82 [6] (0:12.32)	1:00.50 [6] (0:12.31)	0:48.19 [7] (0:12.14)	0:36.05 [7] (0:11.73)	0:24.32 [7] (0:11.76)	0:12.56 [8] (0:12.56)
Average Speed [km/h]	49.8	61.3	60.6	58.5	59.0	59.7	61.8	61.3	57.5
Top Speed [km/h]	60.1	63.0	62.6	59.3	60.2	60.9	62.9	62.9	61.2
Avg. Dist. to Rail [m]	2.5	1.8	2.3	2.8	1.9	1.4	1.4	4.5	5.6
Avg. Stride Freq. [Hz]	--	--	--	--	--	--	--	--	--
Avg. Stride Length [m]	--	--	--	--	--	--	--	--	--



- [] Ranking at each section and finish
- No data available at this section
- NA No data available



Horse/Jockey Name	Whistle Hoff
Final Rank	10
Fastest Section Time (Section)	0:11.70 (1600m)
Top Speed [km/h] (Section)	64.0 (600m)
Race State	Finished



Eagle Farm QLD Professional

Race 4: CLAYFIELD JEWELLERY Class 3 Plate - 1815m

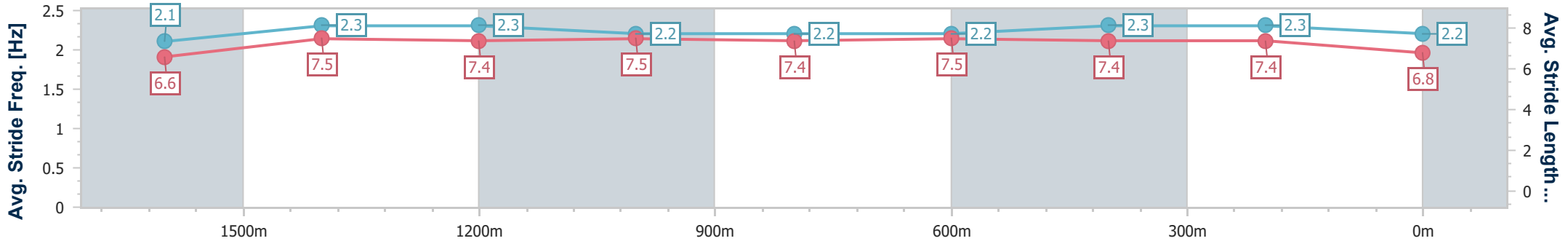
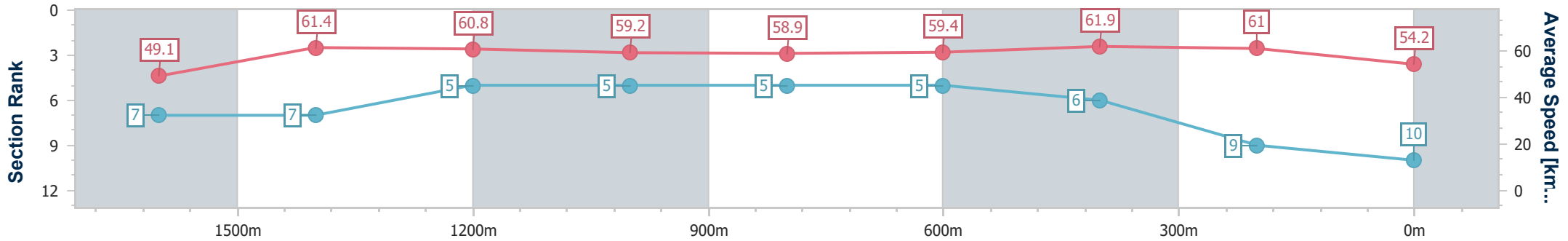
21 October 2023 - 13:28

Track Rating: Good 4, Weather: Fine, Rail Position: +3m Entire Course



BRISBANE RACING CLUB

Section	Overall	1600m	1400m	1200m	1000m	800m	600m	400m	200m				
Section Times	1:52.93 [10] (0:15.79)	1:37.14 [7] (0:11.70)	1:25.44 [7] (0:11.79)	1:13.65 [5] (0:12.18)	1:01.47 [5] (0:12.27)	0:49.20 [5] (0:12.24)	0:36.96 [5] (0:11.79)	0:25.17 [6] (0:11.83)	0:13.34 [9] (0:13.34)				
Average Speed [km/h]	49.1	61.4	60.8	59.2	58.9	59.4	61.9	61.0	54.2				
Top Speed [km/h]	60.7	63.0	62.0	60.2	60.3	60.3	64.0	62.4	58.5				
Avg. Dist. to Rail [m]	3.6	0.8	0.6	0.3	1.1	2.1	2.6	4.2	4.3				
Avg. Stride Freq. [Hz]	2.1	2.3	2.3	2.2	2.2	2.2	2.3	2.3	2.2				
Avg. Stride Length [m]	6.6	7.5	7.4	7.5	7.4	7.5	7.4	7.4	6.8				



- [] Ranking at each section and finish
- .-.- No data available at this section
- NA No data available