



Eagle Farm QLD Professional

Race 5: TITAN TELECOMS Class 6 Handicap - 1600m

21 October 2023 - 14:05



BRISBANE
RACING CLUB

Track Rating: Good 4, Weather: Fine, Rail Position: +3m Entire Course

Section		Overall	1400m	1200m	1000m	800m	600m	400m	Last 600m				
Field Times		1:37.07 (0:14.11)	1:22.96 (0:11.93)	1:11.03 (0:12.47)	0:58.56 (0:12.36)	0:46.20 (0:11.92)	0:34.28 (0:11.30)	0:22.98 (0:11.31)	0:34.28				
Rank	TAB Horse/Jockey	Barrier	Top Speed [km/h]	Fastest Section	Distance Travelled [m]								
1	7 COTTEE Angela Jones	6	69.2 600m	0:10.63 400m	1:37.07 [1] (0:14.86)	1:22.21 [7] (0:12.44)	1:09.77 [7] (0:12.53)	0:57.24 [7] (0:12.07)	0:45.17 [7] (0:11.92)	0:33.25 [8] (0:11.11)	0:22.14 [6] (0:10.63)	0:33.25	
2	9 KIPLING'S JOURNEY Taylor Marshall	12	64.7 400m	0:11.30 600m	1:37.31 [2] (0:14.11)	1:23.20 [1] (0:11.93)	1:11.27 [1] (0:12.47)	0:58.80 [1] (0:12.36)	0:46.44 [1] (0:11.92)	0:34.52 [1] (0:11.30)	0:23.22 [1] (0:11.31)	0:34.52	-9
3	1 BULLFINCH Cejay Graham	4	65.8 400m	0:11.04 400m	1:37.48 [3] (0:14.69)	1:22.79 [6] (0:12.30)	1:10.49 [5] (0:12.52)	0:57.97 [6] (0:12.08)	0:45.89 [5] (0:11.83)	0:34.06 [5] (0:11.32)	0:22.74 [5] (0:11.04)	0:34.06	-9
4	6 CHASE MY CROWN Jake Bayliss	8	66.2 400m	0:11.07 400m	1:37.58 [4] (0:14.41)	1:23.17 [4] (0:12.16)	1:11.01 [4] (0:12.39)	0:58.62 [3] (0:12.38)	0:46.24 [4] (0:11.90)	0:34.34 [4] (0:11.29)	0:23.05 [4] (0:11.07)	0:34.34	-5
5	3 REGAL POM Ryan Maloney	11	65.7 600m	0:11.14 400m	1:37.58 [5] (0:14.24)	1:23.34 [2] (0:12.01)	1:11.33 [2] (0:12.31)	0:59.02 [2] (0:12.45)	0:46.57 [2] (0:12.07)	0:34.50 [2] (0:11.31)	0:23.19 [2] (0:11.14)	0:34.50	-4
6	4 CHATTY LADY James Orman	7	68.1 400m	0:10.78 400m	1:37.62 [6] (0:15.06)	1:22.56 [8] (0:12.49)	1:10.07 [9] (0:12.57)	0:57.50 [9] (0:12.16)	0:45.34 [9] (0:11.79)	0:33.55 [9] (0:11.17)	0:22.38 [9] (0:10.78)	0:33.55	-5
7	5 MOB BUSTER Jag Guthmann-Chester	3	65.5 400m	0:11.15 400m	1:37.68 [7] (0:14.33)	1:23.35 [3] (0:12.20)	1:11.15 [3] (0:12.44)	0:58.71 [4] (0:12.17)	0:46.54 [3] (0:11.94)	0:34.60 [2] (0:11.37)	0:23.23 [3] (0:11.15)	0:34.60	-9
8	11 CONTRIBUTE Mark Du Plessis	10	66.0 400m	0:11.06 400m	1:37.74 [8] (0:15.13)	1:22.61 [9] (0:12.19)	1:10.42 [8] (0:12.58)	0:57.84 [8] (0:12.04)	0:45.80 [8] (0:11.87)	0:33.93 [7] (0:11.32)	0:22.61 [8] (0:11.06)	0:33.93	-11
9	12 A BIG CHANCE Robbie Dolan	5	66.6 400m	0:11.08 400m	1:37.83 [9] (0:14.67)	1:23.16 [5] (0:12.39)	1:10.77 [6] (0:12.43)	0:58.34 [5] (0:12.29)	0:46.05 [6] (0:11.97)	0:34.08 [6] (0:11.32)	0:22.76 [7] (0:11.08)	0:34.08	-6

Scratched: Quality Time (#2), Titanium (#8), Aton Of Delight (#10)

[] Ranking at each section and finish
 -:-:- No data available at this section
 NA No data available

SCN Saddle cloth number
 DNF Did not finish
 DNT Did not track



Eagle Farm QLD Professional

Race 5: TITAN TELECOMS Class 6 Handicap - 1600m

21 October 2023 - 14:05



BRISBANE
RACING CLUB

Track Rating: Good 4, Weather: Fine, Rail Position: +3m Entire Course

Section				200m				Last 600m	
Field Times				0:11.67		(0:11.67)		0:34.28	
Rank	TAB	Horse/Jockey	Barrier	Top Speed [km/h]	Fastest Section	Margin			Distance Travelled [m]
1	7	COTTEE Angela Jones	6	69.2 600m	0:10.63 400m	0:11.51 [3] (0:11.51)	1:37.07		0:33.25
2	9	KIPLING'S JOURNEY Taylor Marshall	12	64.7 400m	0:11.30 600m	0:11.91 [1] (0:11.91)	1.41L		0:34.52 -9
3	1	BULLFINCH Cejay Graham	4	65.8 400m	0:11.04 400m	0:11.70 [6] (0:11.70)	2.44L		0:34.06 -9
4	6	CHASE MY CROWN Jake Bayliss	8	66.2 400m	0:11.07 400m	0:11.98 [5] (0:11.98)	3L		0:34.34 -5
5	3	REGAL POM Ryan Maloney	11	65.7 600m	0:11.14 400m	0:12.05 [2] (0:12.05)	3.02L		0:34.50 -4
6	4	CHATTY LADY James Orman	7	68.1 400m	0:10.78 400m	0:11.60 [7] (0:11.60)	3.26L		0:33.55 -5
7	5	MOB BUSTER Jag Guthmann-Chester	3	65.5 400m	0:11.15 400m	0:12.08 [4] (0:12.08)	3.64L		0:34.60 -9
8	11	CONTRIBUTE Mark Du Plessis	10	66.0 400m	0:11.06 400m	0:11.55 [9] (0:11.55)	3.97L		0:33.93 -11
9	12	A BIG CHANCE Robbie Dolan	5	66.6 400m	0:11.08 400m	0:11.68 [8] (0:11.68)	4.5L		0:34.08 -6

Scratched: Quality Time (#2), Titanium (#8), Aton Of Delight (#10)



Horse/Jockey Name	Cottee
Final Rank	1
Fastest Section Time (Section)	0:10.63 (400m)
Top Speed [km/h] (Section)	69.2 (600m)
Race State	Finished



Eagle Farm QLD Professional

Race 5: TITAN TELECOMS Class 6 Handicap - 1600m

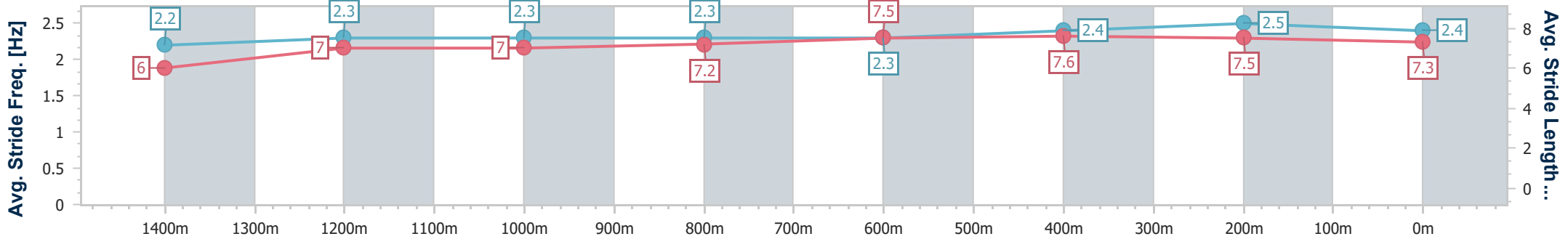
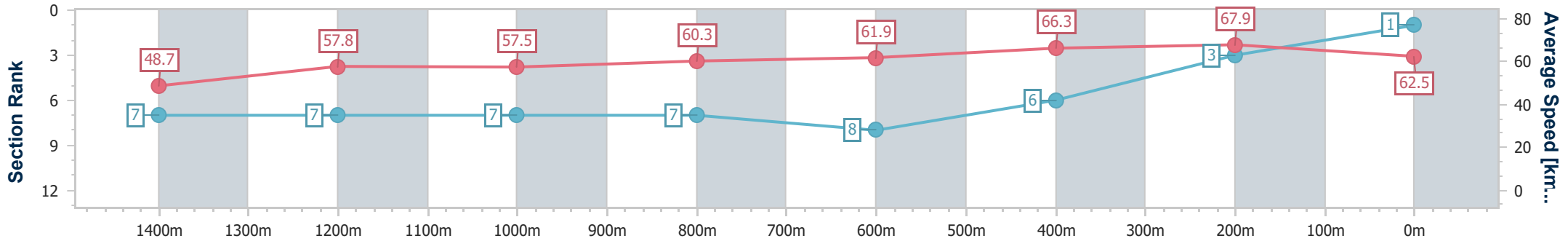
21 October 2023 - 14:05

Track Rating: Good 4, Weather: Fine, Rail Position: +3m Entire Course



BRISBANE RACING CLUB

Section	Overall	1400m	1200m	1000m	800m	600m	400m	200m
Section Times	1:37.07 [1] (0:14.86)	1:22.21 [7] (0:12.44)	1:09.77 [7] (0:12.53)	0:57.24 [7] (0:12.07)	0:45.17 [7] (0:11.92)	0:33.25 [8] (0:11.11)	0:22.14 [6] (0:10.63)	0:11.51 [3] (0:11.51)
Average Speed [km/h]	48.7	57.8	57.5	60.3	61.9	66.3	67.9	62.5
Top Speed [km/h]	59.9	59.5	59.2	61.1	62.9	69.2	68.8	66.5
Avg. Dist. to Rail [m]	6.5	1.2	1.6	2.4	4.9	4.5	2.8	2.5
Avg. Stride Freq. [Hz]	2.2	2.3	2.3	2.3	2.3	2.4	2.5	2.4
Avg. Stride Length [m]	6.0	7.0	7.0	7.2	7.5	7.6	7.5	7.3



- [] Ranking at each section and finish
- .-.- No data available at this section
- NA No data available



Horse/Jockey Name	Kipling's Journey
Final Rank	2
Fastest Section Time (Section)	0:11.30 (600m)
Top Speed [km/h] (Section)	64.7 (400m)
Race State	Finished



Eagle Farm QLD Professional

Race 5: TITAN TELECOMS Class 6 Handicap - 1600m

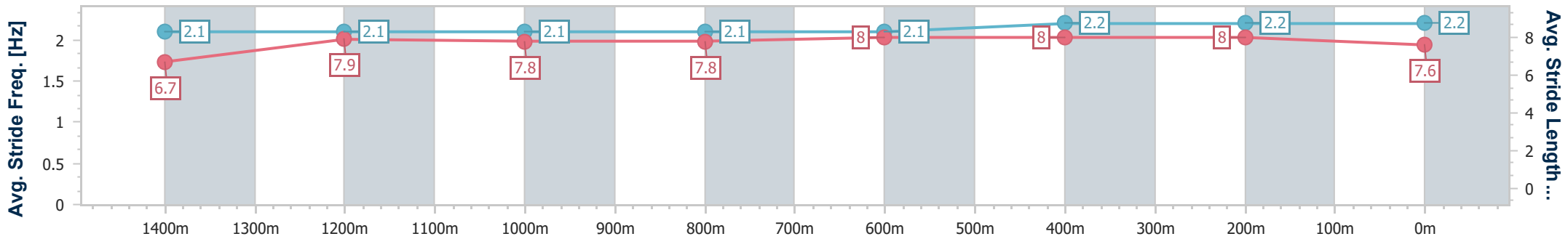
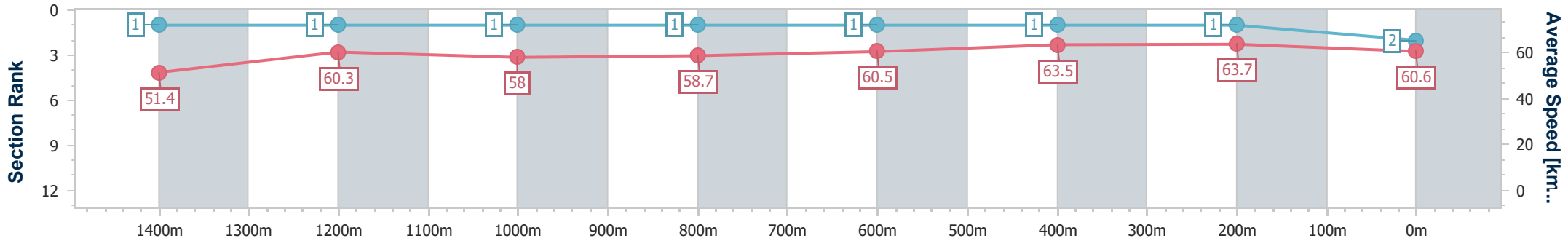
21 October 2023 - 14:05

Track Rating: Good 4, Weather: Fine, Rail Position: +3m Entire Course



BRISBANE RACING CLUB

Section	Overall	1400m	1200m	1000m	800m	600m	400m	200m
Section Times	1:37.31 [2] (0:14.11)	1:23.20 [1] (0:11.93)	1:11.27 [1] (0:12.47)	0:58.80 [1] (0:12.36)	0:46.44 [1] (0:11.92)	0:34.52 [1] (0:11.30)	0:23.22 [1] (0:11.31)	0:11.91 [1] (0:11.91)
Average Speed [km/h]	51.4	60.3	58.0	58.7	60.5	63.5	63.7	60.6
Top Speed [km/h]	61.8	61.8	59.6	60.1	61.4	64.0	64.7	63.0
Avg. Dist. to Rail [m]	10.9	2.3	1.6	1.7	0.8	0.4	0.9	1.0
Avg. Stride Freq. [Hz]	2.1	2.1	2.1	2.1	2.1	2.2	2.2	2.2
Avg. Stride Length [m]	6.7	7.9	7.8	7.8	8.0	8.0	8.0	7.6



- [] Ranking at each section and finish
- .-.- No data available at this section
- NA No data available



Horse/Jockey Name	Bullfinch
Final Rank	3
Fastest Section Time (Section)	0:11.04 (400m)
Top Speed [km/h] (Section)	65.8 (400m)
Race State	Finished



Eagle Farm QLD Professional

Race 5: TITAN TELECOMS Class 6 Handicap - 1600m

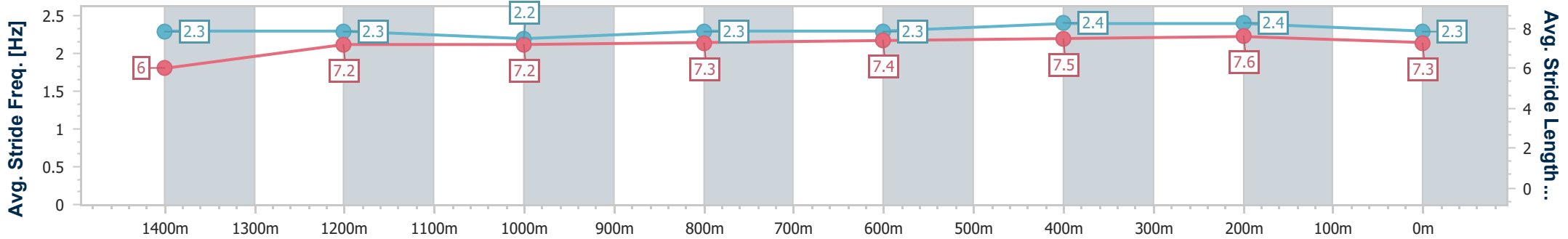
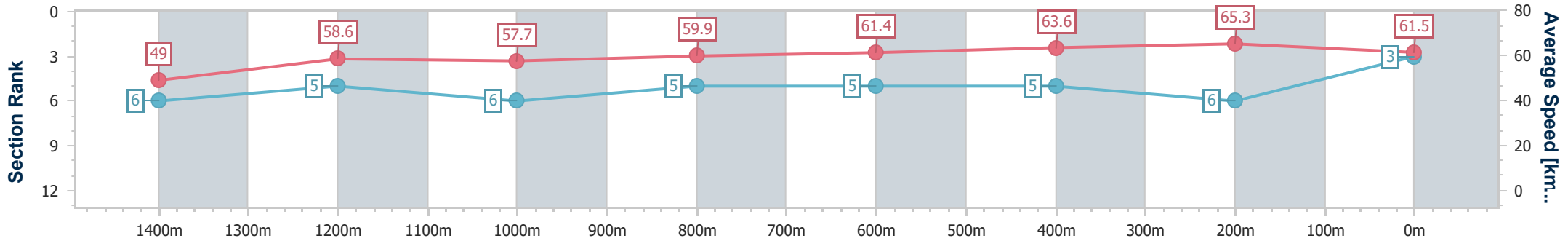
21 October 2023 - 14:05

Track Rating: Good 4, Weather: Fine, Rail Position: +3m Entire Course



BRISBANE RACING CLUB

Section	Overall	1400m	1200m	1000m	800m	600m	400m	200m
Section Times	1:37.48 [3] (0:14.69)	1:22.79 [6] (0:12.30)	1:10.49 [5] (0:12.52)	0:57.97 [6] (0:12.08)	0:45.89 [5] (0:11.83)	0:34.06 [5] (0:11.32)	0:22.74 [5] (0:11.04)	0:11.70 [6] (0:11.70)
Average Speed [km/h]	49.0	58.6	57.7	59.9	61.4	63.6	65.3	61.5
Top Speed [km/h]	60.9	59.8	59.4	61.6	62.0	65.2	65.8	64.2
Avg. Dist. to Rail [m]	5.7	0.7	1.3	1.6	1.4	0.4	3.0	4.8
Avg. Stride Freq. [Hz]	2.3	2.3	2.2	2.3	2.3	2.4	2.4	2.3
Avg. Stride Length [m]	6.0	7.2	7.2	7.3	7.4	7.5	7.6	7.3



- [] Ranking at each section and finish
- .-.- No data available at this section
- NA No data available



Horse/Jockey Name	Chase My Crown
Final Rank	4
Fastest Section Time (Section)	0:11.07 (400m)
Top Speed [km/h] (Section)	66.2 (400m)
Race State	Finished



Eagle Farm QLD Professional

Race 5: TITAN TELECOMS Class 6 Handicap - 1600m

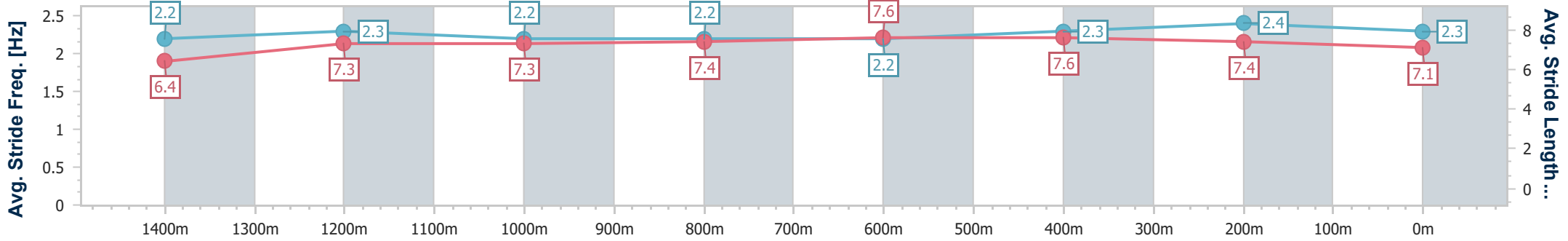
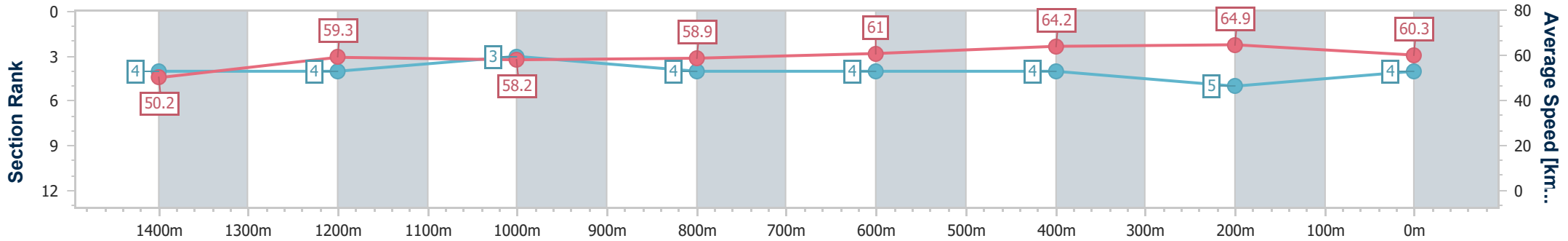
21 October 2023 - 14:05

Track Rating: Good 4, Weather: Fine, Rail Position: +3m Entire Course



BRISBANE RACING CLUB

Section	Overall	1400m	1200m	1000m	800m	600m	400m	200m
Section Times	1:37.58 [4] (0:14.41)	1:23.17 [4] (0:12.16)	1:11.01 [4] (0:12.39)	0:58.62 [3] (0:12.38)	0:46.24 [4] (0:11.90)	0:34.34 [4] (0:11.29)	0:23.05 [4] (0:11.07)	0:11.98 [5] (0:11.98)
Average Speed [km/h]	50.2	59.3	58.2	58.9	61.0	64.2	64.9	60.3
Top Speed [km/h]	60.2	60.1	59.1	60.5	61.6	66.0	66.2	62.3
Avg. Dist. to Rail [m]	8.8	2.4	2.7	2.7	2.0	1.4	4.0	4.6
Avg. Stride Freq. [Hz]	2.2	2.3	2.2	2.2	2.2	2.3	2.4	2.3
Avg. Stride Length [m]	6.4	7.3	7.3	7.4	7.6	7.6	7.4	7.1



- [] Ranking at each section and finish
- .-.- No data available at this section
- NA No data available



Horse/Jockey Name	Regal Pom
Final Rank	5
Fastest Section Time (Section)	0:11.14 (400m)
Top Speed [km/h] (Section)	65.7 (600m)
Race State	Finished



Eagle Farm QLD Professional

Race 5: TITAN TELECOMS Class 6 Handicap - 1600m

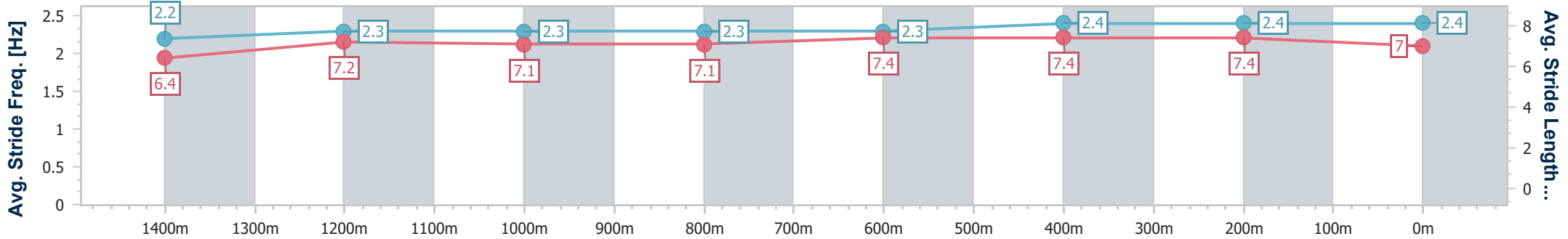
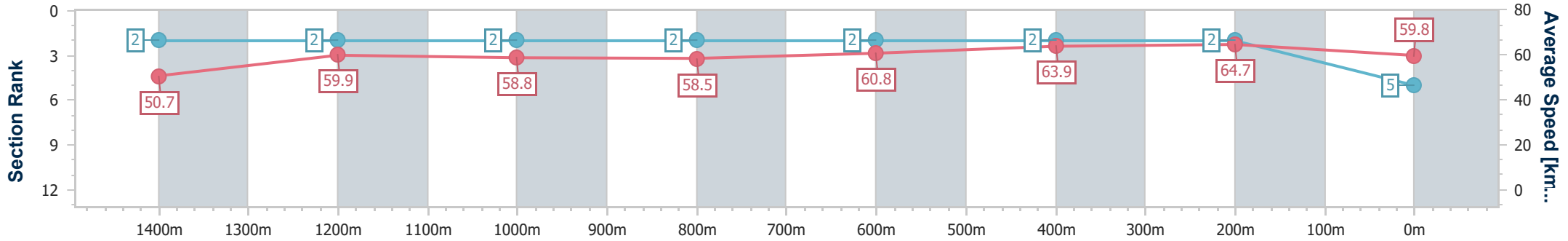
21 October 2023 - 14:05

Track Rating: Good 4, Weather: Fine, Rail Position: +3m Entire Course



BRISBANE RACING CLUB

Section	Overall	1400m	1200m	1000m	800m	600m	400m	200m
Section Times	1:37.58 [5] (0:14.24)	1:23.34 [2] (0:12.01)	1:11.33 [2] (0:12.31)	0:59.02 [2] (0:12.45)	0:46.57 [2] (0:12.07)	0:34.50 [2] (0:11.31)	0:23.19 [2] (0:11.14)	0:12.05 [2] (0:12.05)
Average Speed [km/h]	50.7	59.9	58.8	58.5	60.8	63.9	64.7	59.8
Top Speed [km/h]	61.4	61.9	60.1	60.1	61.8	65.7	65.5	63.7
Avg. Dist. to Rail [m]	8.4	1.5	2.3	3.0	3.6	0.9	2.6	2.0
Avg. Stride Freq. [Hz]	2.2	2.3	2.3	2.3	2.3	2.4	2.4	2.4
Avg. Stride Length [m]	6.4	7.2	7.1	7.1	7.4	7.4	7.4	7.0



- [] Ranking at each section and finish
- .-.- No data available at this section
- NA No data available



Horse/Jockey Name	Chatty Lady
Final Rank	6
Fastest Section Time (Section)	0:10.78 (400m)
Top Speed [km/h] (Section)	68.1 (400m)
Race State	Finished



Eagle Farm QLD Professional

Race 5: TITAN TELECOMS Class 6 Handicap - 1600m

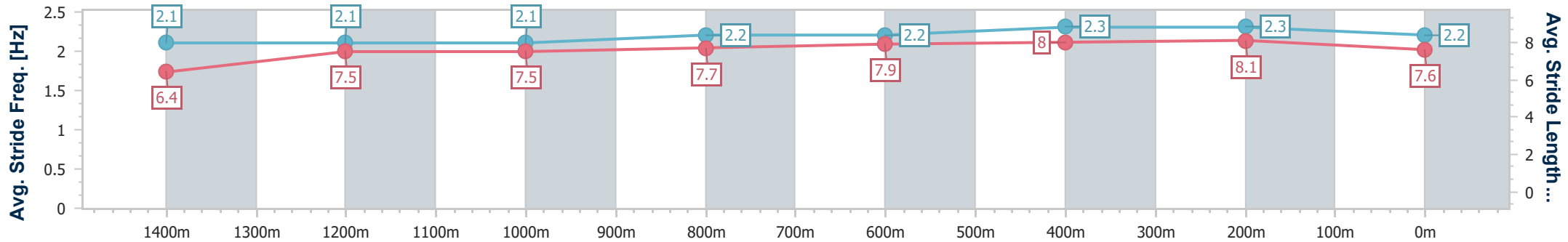
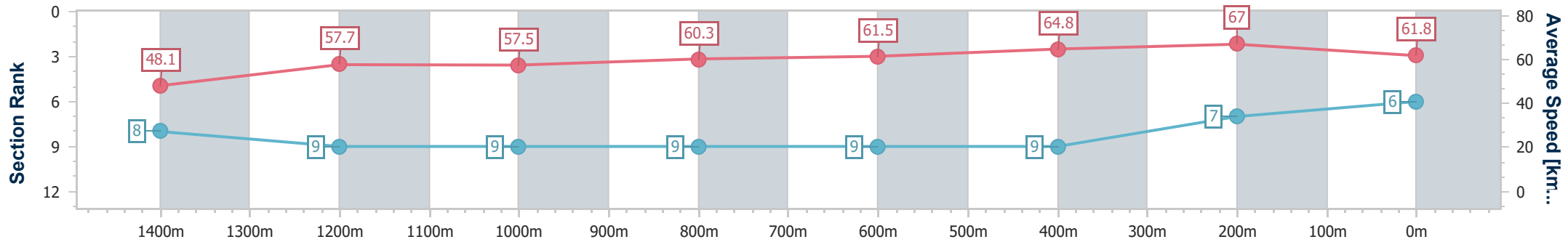
21 October 2023 - 14:05

Track Rating: Good 4, Weather: Fine, Rail Position: +3m Entire Course



BRISBANE RACING CLUB

Section	Overall	1400m	1200m	1000m	800m	600m	400m	200m
Section Times	1:37.62 [6] (0:15.06)	1:22.56 [8] (0:12.49)	1:10.07 [9] (0:12.57)	0:57.50 [9] (0:12.16)	0:45.34 [9] (0:11.79)	0:33.55 [9] (0:11.17)	0:22.38 [9] (0:10.78)	0:11.60 [7] (0:11.60)
Average Speed [km/h]	48.1	57.7	57.5	60.3	61.5	64.8	67.0	61.8
Top Speed [km/h]	58.3	59.8	61.1	61.9	62.9	66.8	68.1	65.4
Avg. Dist. to Rail [m]	7.8	3.6	3.9	3.8	1.3	1.6	5.8	7.0
Avg. Stride Freq. [Hz]	2.1	2.1	2.1	2.2	2.2	2.3	2.3	2.2
Avg. Stride Length [m]	6.4	7.5	7.5	7.7	7.9	8.0	8.1	7.6



- [] Ranking at each section and finish
- .-.- No data available at this section
- NA No data available



Horse/Jockey Name	Mob Buster
Final Rank	7
Fastest Section Time (Section)	0:11.15 (400m)
Top Speed [km/h] (Section)	65.5 (400m)
Race State	Finished



Eagle Farm QLD Professional

Race 5: TITAN TELECOMS Class 6 Handicap - 1600m

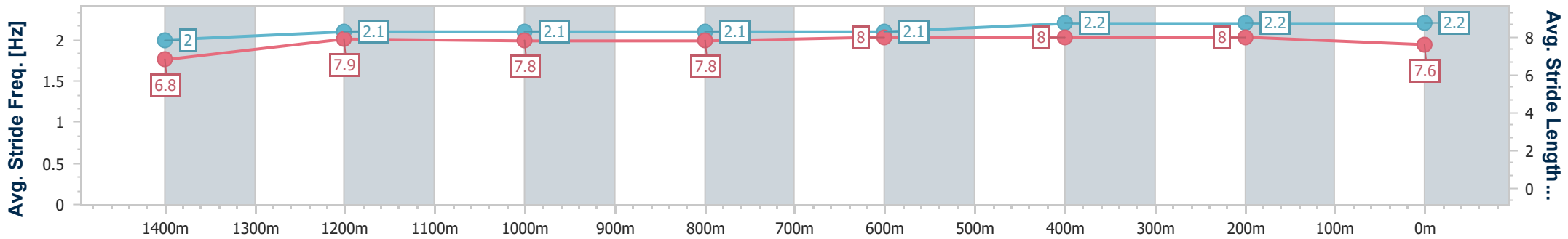
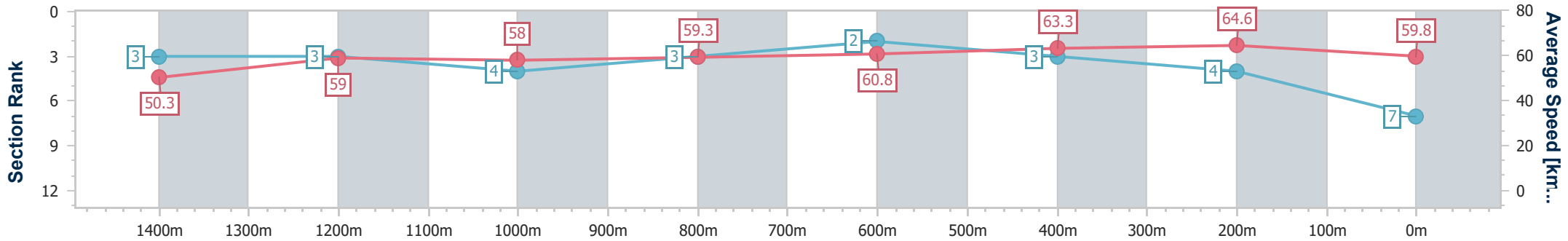
21 October 2023 - 14:05

Track Rating: Good 4, Weather: Fine, Rail Position: +3m Entire Course



BRISBANE RACING CLUB

Section	Overall	1400m	1200m	1000m	800m	600m	400m	200m
Section Times	1:37.68 [7] (0:14.33)	1:23.35 [3] (0:12.20)	1:11.15 [3] (0:12.44)	0:58.71 [4] (0:12.17)	0:46.54 [3] (0:11.94)	0:34.60 [2] (0:11.37)	0:23.23 [3] (0:11.15)	0:12.08 [4] (0:12.08)
Average Speed [km/h]	50.3	59.0	58.0	59.3	60.8	63.3	64.6	59.8
Top Speed [km/h]	60.9	60.5	59.2	60.9	61.6	63.9	65.5	62.8
Avg. Dist. to Rail [m]	4.8	0.2	0.7	0.8	1.6	0.5	1.8	0.5
Avg. Stride Freq. [Hz]	2.0	2.1	2.1	2.1	2.1	2.2	2.2	2.2
Avg. Stride Length [m]	6.8	7.9	7.8	7.8	8.0	8.0	8.0	7.6



- [] Ranking at each section and finish
- .-.- No data available at this section
- NA No data available



Horse/Jockey Name	Contribute
Final Rank	8
Fastest Section Time (Section)	0:11.06 (400m)
Top Speed [km/h] (Section)	66.0 (400m)
Race State	Finished



Eagle Farm QLD Professional

Race 5: TITAN TELECOMS Class 6 Handicap - 1600m

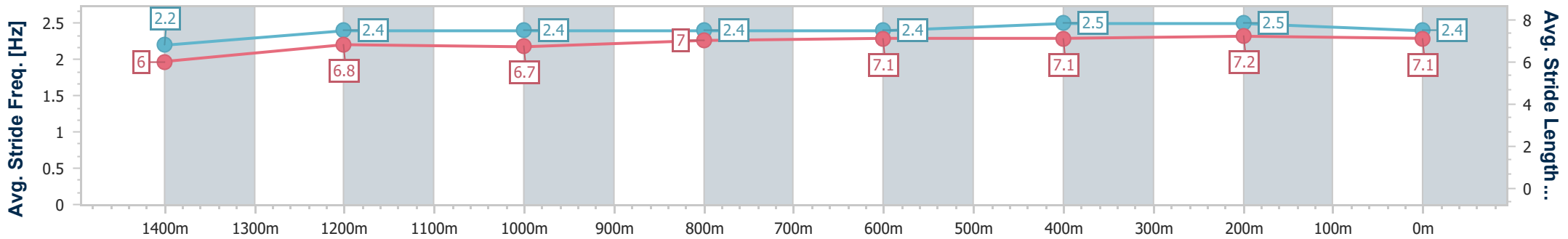
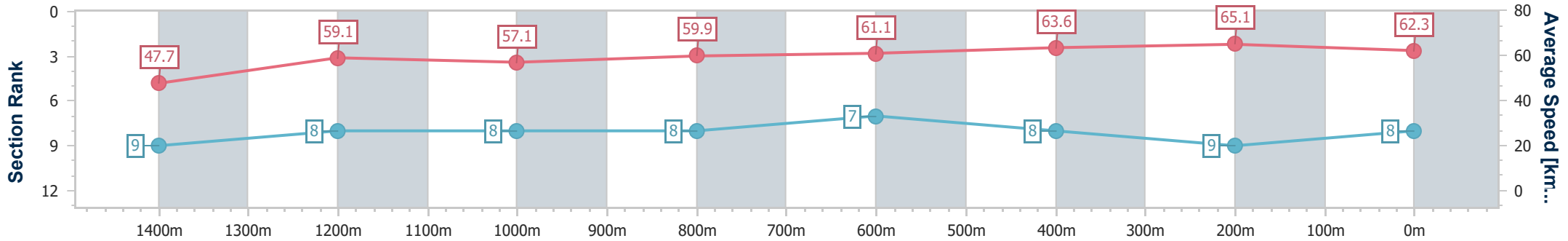
21 October 2023 - 14:05

Track Rating: Good 4, Weather: Fine, Rail Position: +3m Entire Course



BRISBANE RACING CLUB

Section	Overall	1400m	1200m	1000m	800m	600m	400m	200m
Section Times	1:37.74 [8] (0:15.13)	1:22.61 [9] (0:12.19)	1:10.42 [8] (0:12.58)	0:57.84 [8] (0:12.04)	0:45.80 [8] (0:11.87)	0:33.93 [7] (0:11.32)	0:22.61 [8] (0:11.06)	0:11.55 [9] (0:11.55)
Average Speed [km/h]	47.7	59.1	57.1	59.9	61.1	63.6	65.1	62.3
Top Speed [km/h]	60.7	60.6	59.6	60.9	62.0	65.7	66.0	65.0
Avg. Dist. to Rail [m]	8.5	0.7	0.5	0.8	1.2	0.6	3.2	3.5
Avg. Stride Freq. [Hz]	2.2	2.4	2.4	2.4	2.4	2.5	2.5	2.4
Avg. Stride Length [m]	6.0	6.8	6.7	7.0	7.1	7.1	7.2	7.1



- [] Ranking at each section and finish
- .-.- No data available at this section
- NA No data available



Horse/Jockey Name	A Big Chance
Final Rank	9
Fastest Section Time (Section)	0:11.08 (400m)
Top Speed [km/h] (Section)	66.6 (400m)
Race State	Finished



Eagle Farm QLD Professional

Race 5: TITAN TELECOMS Class 6 Handicap - 1600m

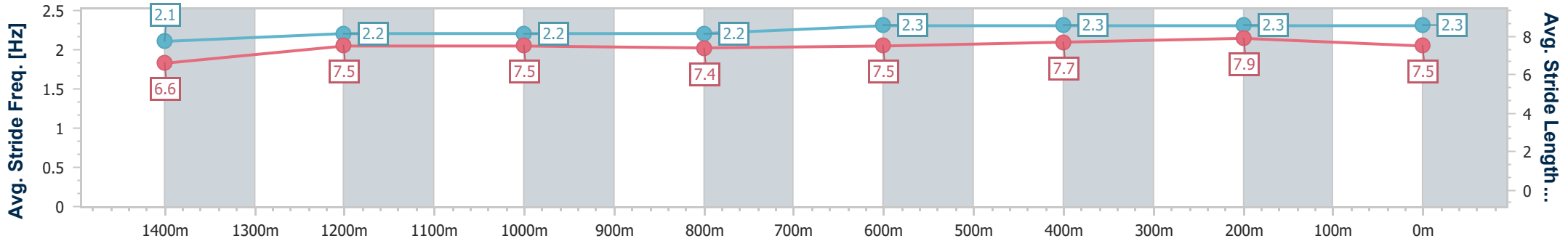
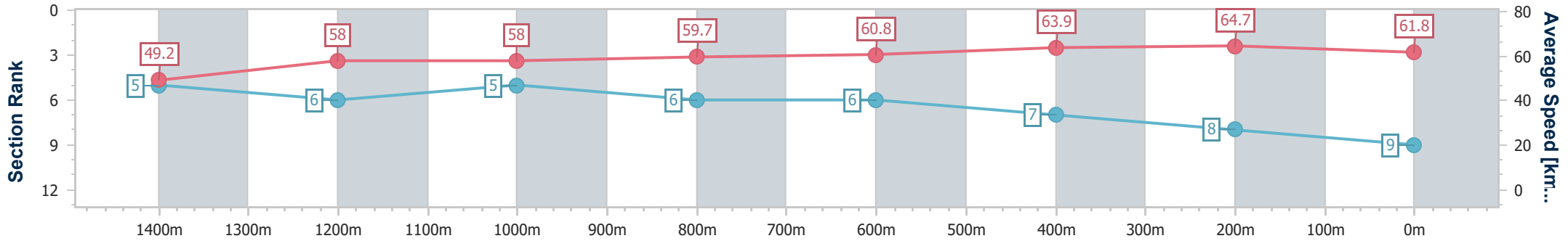
21 October 2023 - 14:05

Track Rating: Good 4, Weather: Fine, Rail Position: +3m Entire Course



BRISBANE RACING CLUB

Section	Overall	1400m	1200m	1000m	800m	600m	400m	200m
Section Times	1:37.83 [9] (0:14.67)	1:23.16 [5] (0:12.39)	1:10.77 [6] (0:12.43)	0:58.34 [5] (0:12.29)	0:46.05 [6] (0:11.97)	0:34.08 [6] (0:11.32)	0:22.76 [7] (0:11.08)	0:11.68 [8] (0:11.68)
Average Speed [km/h]	49.2	58.0	58.0	59.7	60.8	63.9	64.7	61.8
Top Speed [km/h]	59.2	59.5	59.4	60.9	61.6	66.2	66.6	63.8
Avg. Dist. to Rail [m]	5.8	0.4	1.4	3.5	2.7	0.6	3.8	5.0
Avg. Stride Freq. [Hz]	2.1	2.2	2.2	2.2	2.3	2.3	2.3	2.3
Avg. Stride Length [m]	6.6	7.5	7.5	7.4	7.5	7.7	7.9	7.5



- [] Ranking at each section and finish
- .-.- No data available at this section
- NA No data available