

Track Rating: Good 3, Weather: Fine, Rail Position: +4m Entire

Section		Overall	1400m	1200m	1000m	800m	600m	400m	Last 600m				
Field Times		1:41.52 (0:15.28)	1:26.24 (0:11.26)	1:14.98 (0:11.86)	1:03.12 (0:13.25)	0:49.87 (0:13.27)	0:36.60 (0:12.50)	0:24.10 (0:12.18)	0:36.60				
Rank	TAB Horse/Jockey	Barrier	Top Speed [km/h]	Fastest Section									Distance Travelled [m]
1	4 MY WHISTLEBLOWER Les Tilley	5	66.9 1400m	0:11.44 1400m	1:41.52 [1] (0:15.63)	1:25.89 [6] (0:11.44)	1:14.45 [6] (0:12.04)	1:02.41 [6] (0:13.23)	0:49.18 [7] (0:13.10)	0:36.08 [7] (0:12.33)	0:23.75 [6] (0:12.16)	0:36.08	
2	1 THE RIGHT WAY Alisha Donald	1	66.7 1400m	0:11.26 1400m	1:41.69 [2] (0:15.28)	1:26.41 [1] (0:11.26)	1:15.15 [1] (0:11.97)	1:03.18 [2] (0:13.37)	0:49.81 [2] (0:13.23)	0:36.58 [4] (0:12.59)	0:23.99 [5] (0:12.11)	0:36.58	-3
3	3 LIZZIE'S PRIDE Sariah Champkin	6	67.0 1400m	0:11.35 1400m	1:41.87 [3] (0:15.45)	1:26.42 [3] (0:11.35)	1:15.07 [3] (0:11.88)	1:03.19 [3] (0:13.28)	0:49.91 [3] (0:13.11)	0:36.80 [2] (0:12.35)	0:24.45 [1] (0:12.18)	0:36.80	+2
4	5 HELEN'S DREAM Olivia Webb	2	66.7 1400m	0:11.33 1400m	1:42.24 [4] (0:15.57)	1:26.67 [5] (0:11.33)	1:15.34 [4] (0:12.00)	1:03.34 [4] (0:13.20)	0:50.14 [4] (0:13.30)	0:36.84 [6] (0:12.57)	0:24.27 [7] (0:12.25)	0:36.84	-1
5	9 SMASHING LUCAS Nozi Tomizawa	3	67.1 1400m	0:11.26 1400m	1:42.54 [5] (0:15.79)	1:26.75 [7] (0:11.26)	1:15.49 [5] (0:11.94)	1:03.55 [5] (0:13.19)	0:50.36 [5] (0:13.06)	0:37.30 [5] (0:12.39)	0:24.91 [4] (0:12.50)	0:37.30	-1
6	2 HECTOR SAGOA Karl Zechner	7	66.3 1400m	0:11.72 1400m	1:42.62 [6] (0:15.43)	1:27.19 [2] (0:11.72)	1:15.47 [7] (0:12.08)	1:03.39 [7] (0:13.06)	0:50.33 [6] (0:12.80)	0:37.53 [3] (0:12.49)	0:25.04 [2] (0:12.56)	0:37.53	+7
7	6 LOVIN' DE QUO Anthony Allen	4	67.8 1400m	0:11.14 1400m	1:44.93 [7] (0:15.47)	1:29.46 [4] (0:11.14)	1:18.32 [2] (0:11.79)	1:06.53 [1] (0:13.25)	0:53.28 [1] (0:13.27)	0:40.01 [1] (0:12.66)	0:27.35 [3] (0:13.02)	0:40.01	-5

Scratched: Await The Storm (#7), Alaltun (#8)

Toowoomba QLD Professional

Race 6: Subzero Airconditioning Class 1 Handicap - 1625m

21 October 2023 - 20:34



Track Rating: Good 3, Weather: Fine, Rail Position: +4m Entire

Section				200m				Last 600m	
Field Times				0:11.92 (0:11.92)				0:36.60	
Rank	TAB	Horse/Jockey	Barrier	Top Speed [km/h]	Fastest Section	Margin			Distance Travelled [m]
1	4	MY WHISTLEBLOWER Les Tilley	5	66.9 1400m	0:11.44 1400m	0:11.59 [3] (0:11.59)	1:41.52		0:36.08
2	1	THE RIGHT WAY Alisha Donald	1	66.7 1400m	0:11.26 1400m	0:11.88 [2] (0:11.88)	1L		0:36.58 -3
3	3	LIZZIE'S PRIDE Sariah Champkin	6	67.0 1400m	0:11.35 1400m	0:12.27 [1] (0:12.27)	2L		0:36.80 +2
4	5	HELEN'S DREAM Olivia Webb	2	66.7 1400m	0:11.33 1400m	0:12.02 [6] (0:12.02)	4L		0:36.84 -1
5	9	SMASHING LUCAS Nozi Tomizawa	3	67.1 1400m	0:11.26 1400m	0:12.41 [4] (0:12.41)	5.8L		0:37.30 -1
6	2	HECTOR SAGO Karl Zechner	7	66.3 1400m	0:11.72 1400m	0:12.48 [5] (0:12.48)	6.2L		0:37.53 +7
7	6	LOVIN' DE QUO Anthony Allen	4	67.8 1400m	0:11.14 1400m	0:14.33 [7] (0:14.33)	19.7L		0:40.01 -5

Scratched: Await The Storm (#7), Alaltun (#8)



Horse/Jockey Name	My Whistleblower
Final Rank	1
Fastest Section Time (Section)	0:11.44 (1400m)
Top Speed [km/h] (Section)	66.9 (1400m)
Race State	Finished



Toowoomba QLD Professional

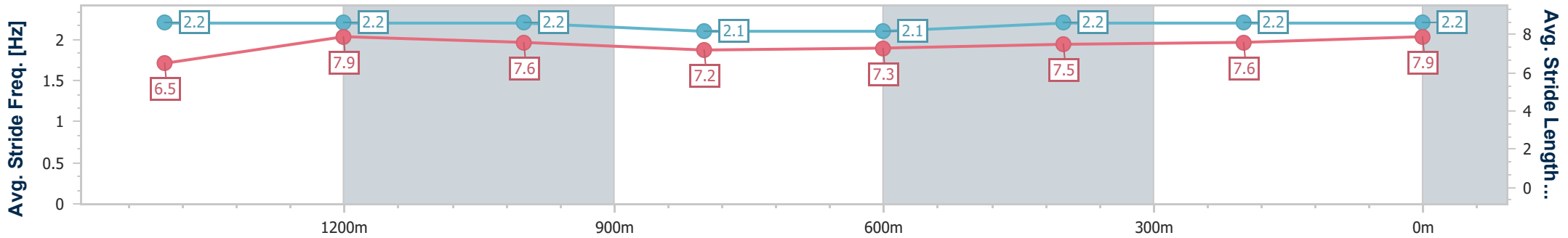
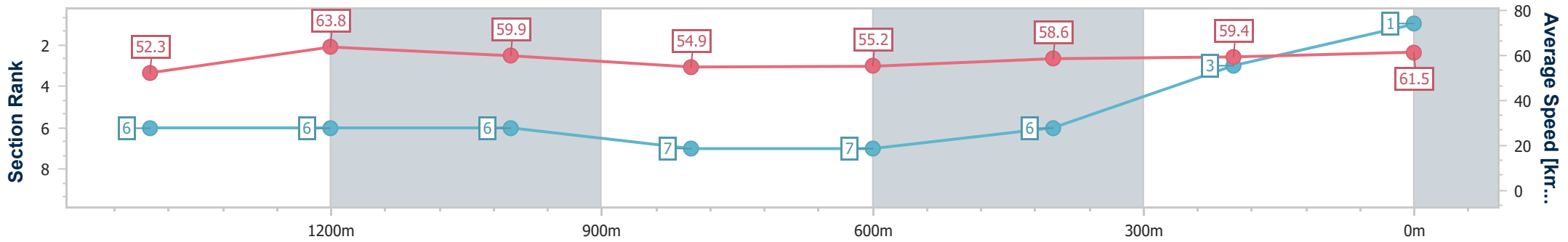
Race 6: Subzero Airconditioning Class 1 Handicap - 1625m

21 October 2023 - 20:34

Track Rating: Good 3, Weather: Fine, Rail Position: +4m Entire



Section	Overall	1400m	1200m	1000m	800m	600m	400m	200m					
Section Times	1:41.52 [1] (0:15.63)	1:25.89 [6] (0:11.44)	1:14.45 [6] (0:12.04)	1:02.41 [6] (0:13.23)	0:49.18 [7] (0:13.10)	0:36.08 [7] (0:12.33)	0:23.75 [6] (0:12.16)	0:11.59 [3]					
Average Speed [km/h]	52.3	63.8	59.9	54.9	55.2	58.6	59.4	61.5					
Top Speed [km/h]	64.8	66.9	64.0	60.2	56.4	59.7	60.3	63.2					
Avg. Dist. to Rail [m]	3.3	1.8	2.2	1.6	0.8	0.4	0.5	0.3					
Avg. Stride Freq. [Hz]	2.2	2.2	2.2	2.1	2.1	2.2	2.2	2.2					
Avg. Stride Length [m]	6.5	7.9	7.6	7.2	7.3	7.5	7.6	7.9					



- [] Ranking at each section and finish
- .-.- No data available at this section
- NA No data available



Horse/Jockey Name	The Right Way
Final Rank	2
Fastest Section Time (Section)	0:11.26 (1400m)
Top Speed [km/h] (Section)	66.7 (1400m)
Race State	Finished



Toowoomba QLD Professional

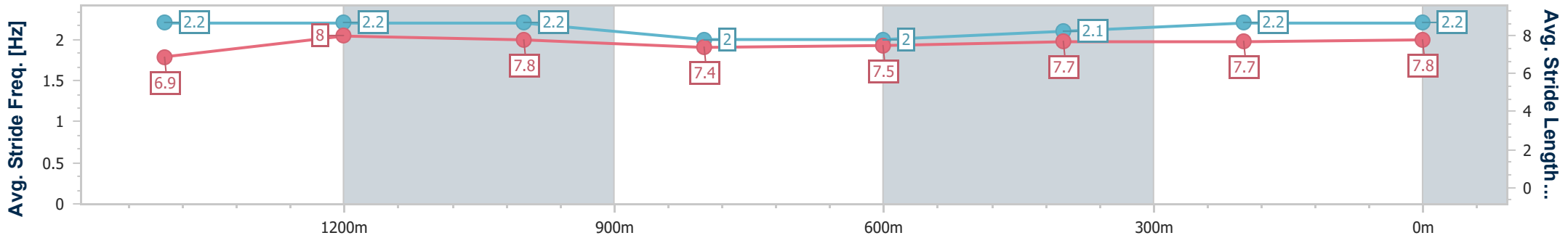
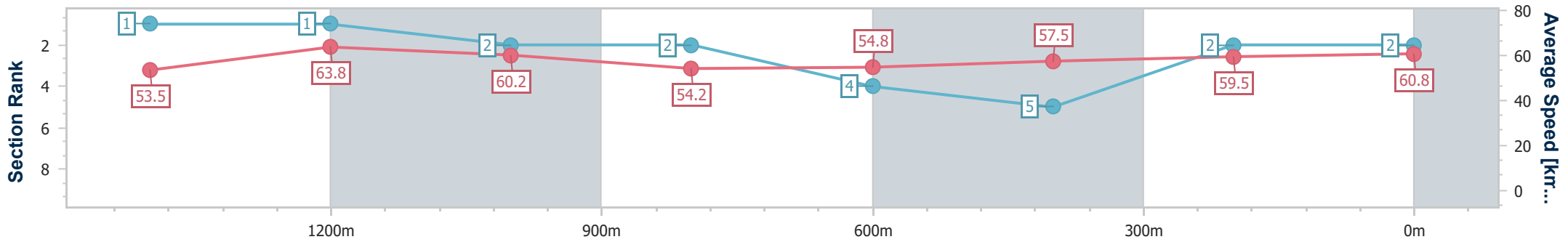
Race 6: Subzero Airconditioning Class 1 Handicap - 1625m

21 October 2023 - 20:34



Track Rating: Good 3, Weather: Fine, Rail Position: +4m Entire

Section	Overall	1400m	1200m	1000m	800m	600m	400m	200m
Section Times	1:41.69 [2] (0:15.28)	1:26.41 [1] (0:11.26)	1:15.15 [1] (0:11.97)	1:03.18 [2] (0:13.37)	0:49.81 [2] (0:13.23)	0:36.58 [4] (0:12.59)	0:23.99 [5] (0:12.11)	0:11.88 [2] (0:11.88)
Average Speed [km/h]	53.5	63.8	60.2	54.2	54.8	57.5	59.5	60.8
Top Speed [km/h]	65.3	66.7	64.2	60.6	55.6	58.2	60.4	61.5
Avg. Dist. to Rail [m]	3.0	1.1	2.0	2.0	1.6	0.5	0.4	0.8
Avg. Stride Freq. [Hz]	2.2	2.2	2.2	2.0	2.0	2.1	2.2	2.2
Avg. Stride Length [m]	6.9	8.0	7.8	7.4	7.5	7.7	7.7	7.8



- [] Ranking at each section and finish
- .-.-.- No data available at this section
- NA No data available



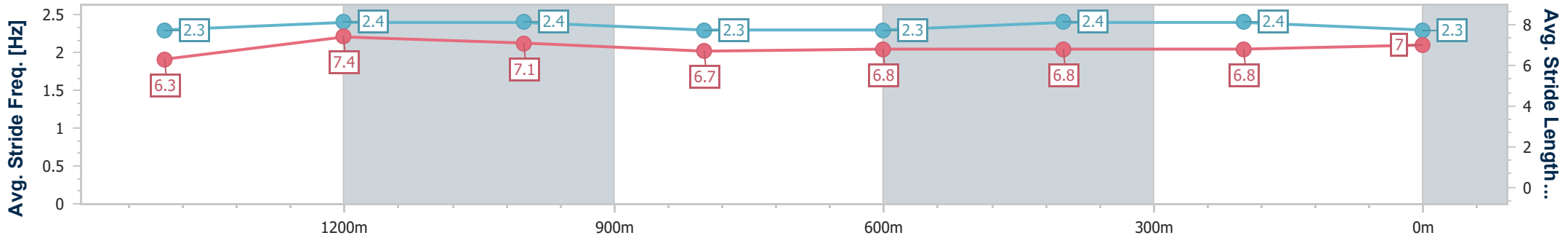
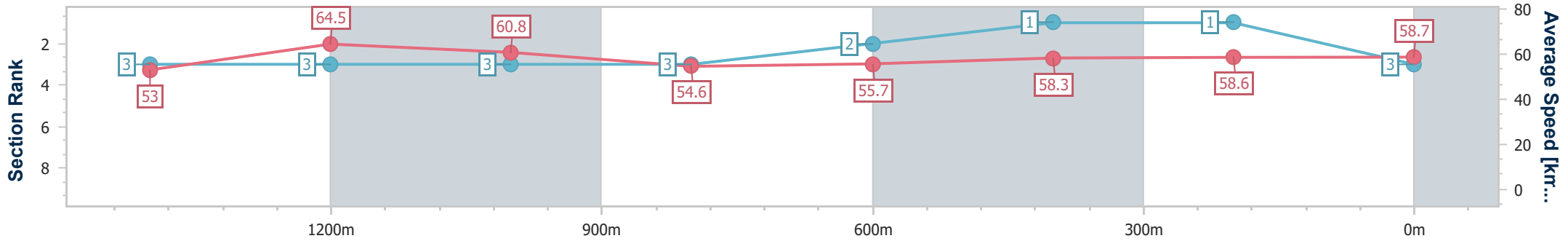
Horse/Jockey Name	Lizzie's Pride
Final Rank	3
Fastest Section Time (Section)	0:11.35 (1400m)
Top Speed [km/h] (Section)	67.0 (1400m)
Race State	Finished



Toowoomba QLD Professional
Race 6: Subzero Airconditioning Class 1 Handicap - 1625m
 21 October 2023 - 20:34
 Track Rating: Good 3, Weather: Fine, Rail Position: +4m Entire



Section	Overall	1400m	1200m	1000m	800m	600m	400m	200m
Section Times	1:41.87 [3] (0:15.45)	1:26.42 [3] (0:11.35)	1:15.07 [3] (0:11.88)	1:03.19 [3] (0:13.28)	0:49.91 [3] (0:13.11)	0:36.80 [2] (0:12.35)	0:24.45 [1] (0:12.18)	0:12.27 [1] (0:12.27)
Average Speed [km/h]	53.0	64.5	60.8	54.6	55.7	58.3	58.6	58.7
Top Speed [km/h]	65.1	67.0	64.7	60.9	56.4	59.1	59.6	59.7
Avg. Dist. to Rail [m]	4.3	2.7	3.3	3.4	1.7	0.3	0.8	0.8
Avg. Stride Freq. [Hz]	2.3	2.4	2.4	2.3	2.3	2.4	2.4	2.3
Avg. Stride Length [m]	6.3	7.4	7.1	6.7	6.8	6.8	6.8	7.0



- [] Ranking at each section and finish
- .-.- No data available at this section
- NA No data available



Horse/Jockey Name	Helen's Dream
Final Rank	4
Fastest Section Time (Section)	0:11.33 (1400m)
Top Speed [km/h] (Section)	66.7 (1400m)
Race State	Finished



Toowoomba QLD Professional

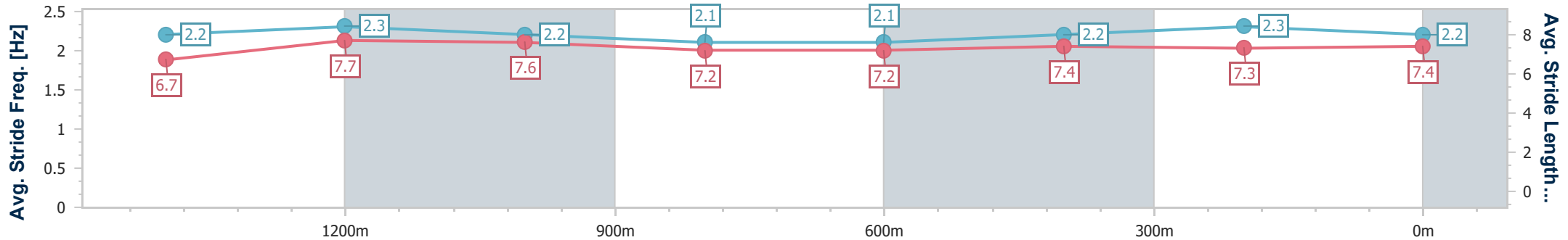
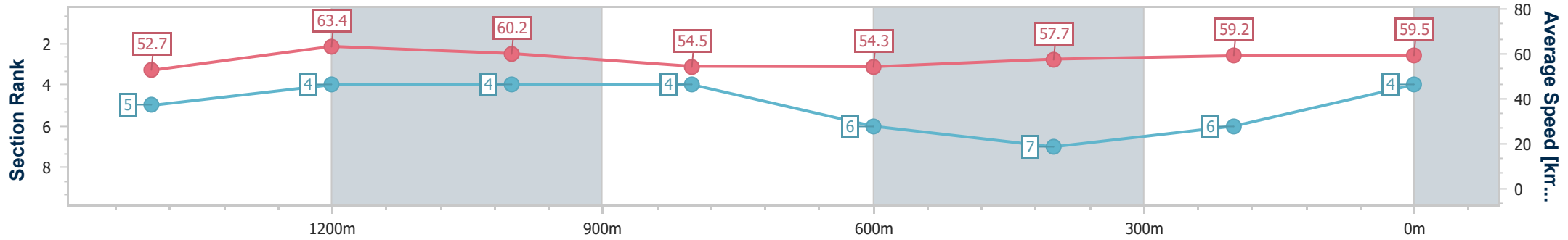
Race 6: Subzero Airconditioning Class 1 Handicap - 1625m

21 October 2023 - 20:34



Track Rating: Good 3, Weather: Fine, Rail Position: +4m Entire

Section	Overall	1400m	1200m	1000m	800m	600m	400m	200m
Section Times	1:42.24 [4] (0:15.57)	1:26.67 [5] (0:11.33)	1:15.34 [4] (0:12.00)	1:03.34 [4] (0:13.20)	0:50.14 [4] (0:13.30)	0:36.84 [6] (0:12.57)	0:24.27 [7] (0:12.25)	0:12.02 [6] (0:12.02)
Average Speed [km/h]	52.7	63.4	60.2	54.5	54.3	57.7	59.2	59.5
Top Speed [km/h]	65.2	66.7	64.2	60.5	55.0	58.0	60.2	60.8
Avg. Dist. to Rail [m]	2.5	0.8	1.9	0.4	0.3	1.1	3.2	3.5
Avg. Stride Freq. [Hz]	2.2	2.3	2.2	2.1	2.1	2.2	2.3	2.2
Avg. Stride Length [m]	6.7	7.7	7.6	7.2	7.2	7.4	7.3	7.4



- [] Ranking at each section and finish
- .-.- No data available at this section
- NA No data available



Horse/Jockey Name	Smashing Lucas
Final Rank	5
Fastest Section Time (Section)	0:11.26 (1400m)
Top Speed [km/h] (Section)	67.1 (1400m)
Race State	Finished



Toowoomba QLD Professional

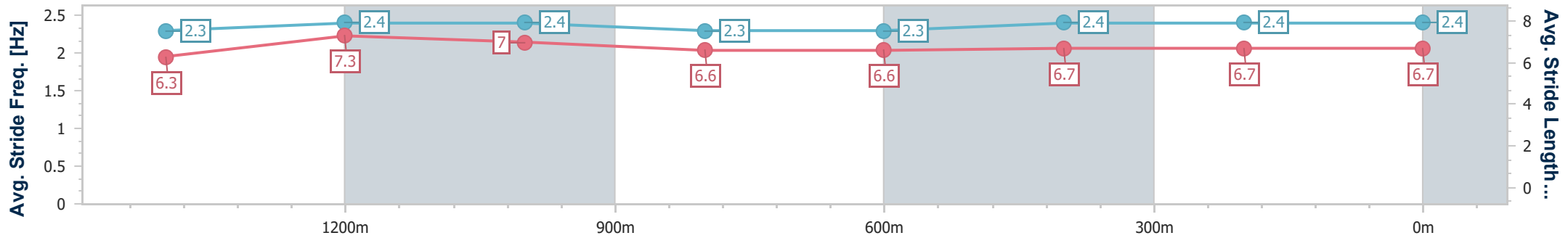
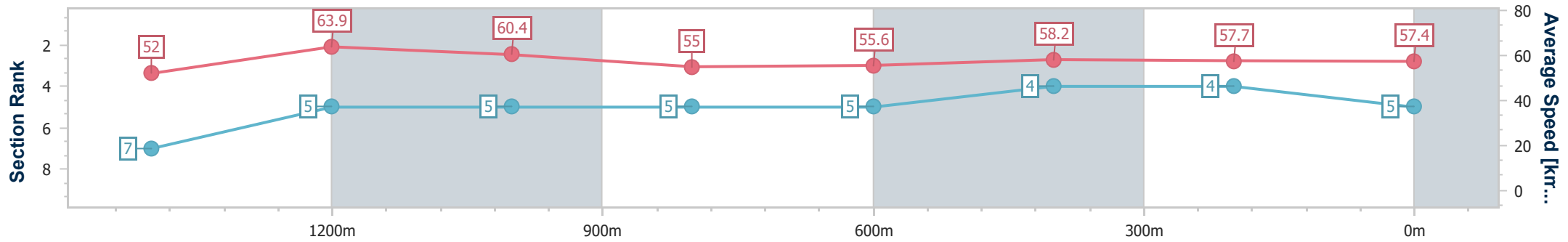
Race 6: Subzero Airconditioning Class 1 Handicap - 1625m

21 October 2023 - 20:34



Track Rating: Good 3, Weather: Fine, Rail Position: +4m Entire

Section	Overall	1400m	1200m	1000m	800m	600m	400m	200m
Section Times	1:42.54 [5] (0:15.79)	1:26.75 [7] (0:11.26)	1:15.49 [5] (0:11.94)	1:03.55 [5] (0:13.19)	0:50.36 [5] (0:13.06)	0:37.30 [5] (0:12.39)	0:24.91 [4] (0:12.50)	0:12.41 [4] (0:12.41)
Average Speed [km/h]	52.0	63.9	60.4	55.0	55.6	58.2	57.7	57.4
Top Speed [km/h]	65.1	67.1	64.6	60.4	56.8	59.0	58.6	58.5
Avg. Dist. to Rail [m]	5.7	1.3	1.6	2.0	2.0	0.5	1.0	0.8
Avg. Stride Freq. [Hz]	2.3	2.4	2.4	2.3	2.3	2.4	2.4	2.4
Avg. Stride Length [m]	6.3	7.3	7.0	6.6	6.6	6.7	6.7	6.7



- [] Ranking at each section and finish
- .-.- No data available at this section
- NA No data available



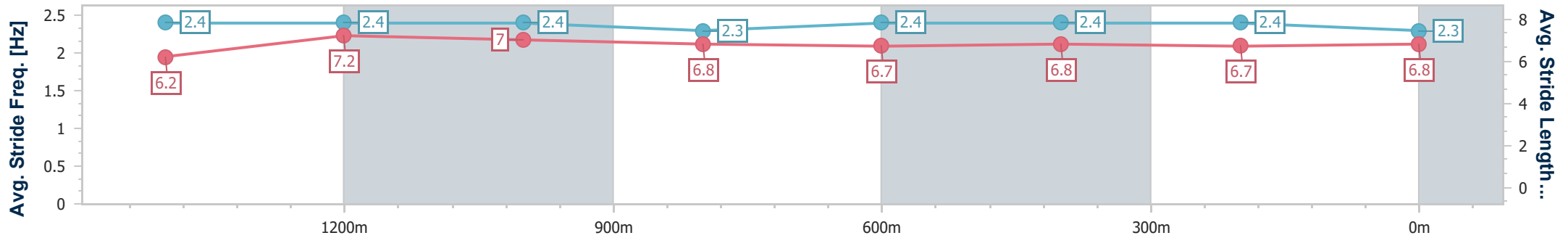
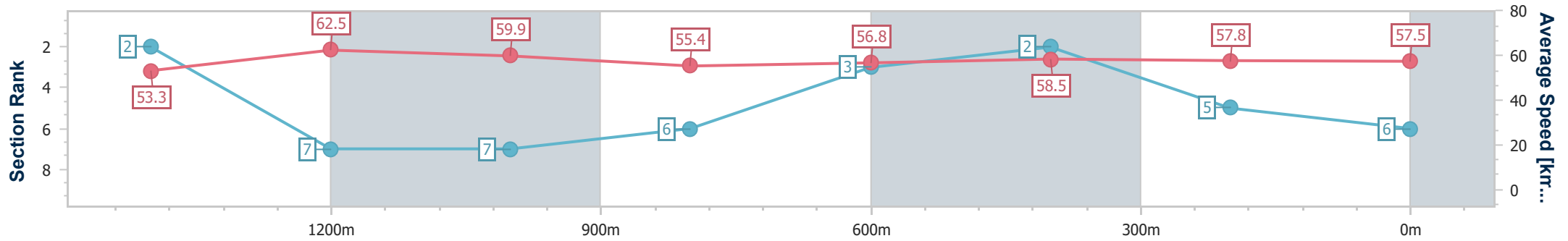
Horse/Jockey Name	Hector Sagoa
Final Rank	6
Fastest Section Time (Section)	0:11.72 (1400m)
Top Speed [km/h] (Section)	66.3 (1400m)
Race State	Finished



Toowoomba QLD Professional
 Race 6: Subzero Airconditioning Class 1 Handicap - 1625m
 21 October 2023 - 20:34
 Track Rating: Good 3, Weather: Fine, Rail Position: +4m Entire



Section	Overall	1400m	1200m	1000m	800m	600m	400m	200m
Section Times	1:42.62 [6] (0:15.43)	1:27.19 [2] (0:11.72)	1:15.47 [7] (0:12.08)	1:03.39 [7] (0:13.06)	0:50.33 [6] (0:12.80)	0:37.53 [3] (0:12.49)	0:25.04 [2] (0:12.56)	0:12.48 [5] (0:12.48)
Average Speed [km/h]	53.3	62.5	59.9	55.4	56.8	58.5	57.8	57.5
Top Speed [km/h]	65.0	66.3	62.8	60.0	57.8	59.3	58.9	59.3
Avg. Dist. to Rail [m]	5.2	3.5	2.5	1.6	2.6	2.4	2.4	1.9
Avg. Stride Freq. [Hz]	2.4	2.4	2.4	2.3	2.4	2.4	2.4	2.3
Avg. Stride Length [m]	6.2	7.2	7.0	6.8	6.7	6.8	6.7	6.8



- [] Ranking at each section and finish
- .-.- No data available at this section
- NA No data available



Horse/Jockey Name	Lovin' De Quo
Final Rank	7
Fastest Section Time (Section)	0:11.14 (1400m)
Top Speed [km/h] (Section)	67.8 (1400m)
Race State	Finished



Toowoomba QLD Professional

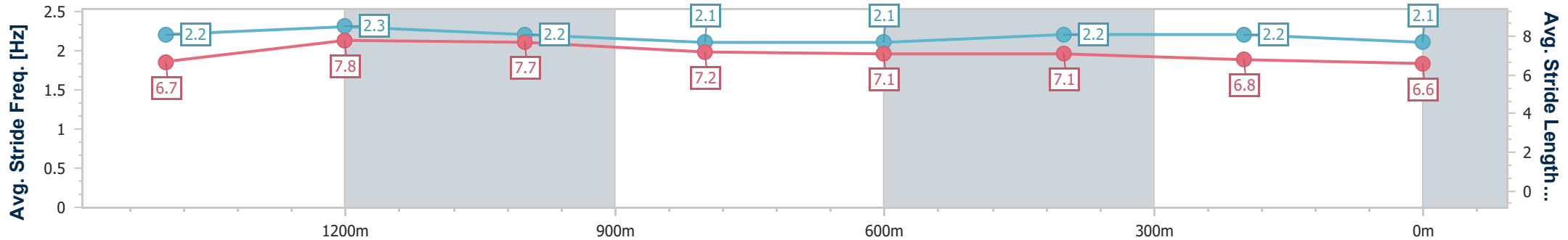
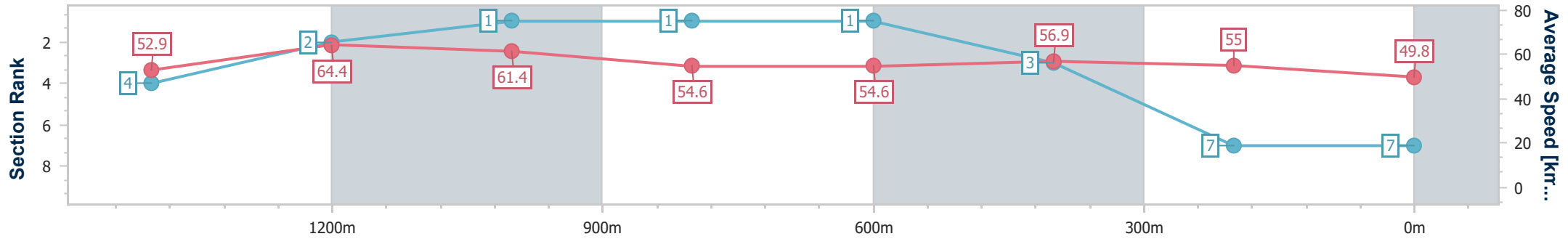
Race 6: Subzero Airconditioning Class 1 Handicap - 1625m

21 October 2023 - 20:34



Track Rating: Good 3, Weather: Fine, Rail Position: +4m Entire

Section	Overall	1400m	1200m	1000m	800m	600m	400m	200m
Section Times	1:44.93 [7] (0:15.47)	1:29.46 [4] (0:11.14)	1:18.32 [2] (0:11.79)	1:06.53 [1] (0:13.25)	0:53.28 [1] (0:13.27)	0:40.01 [1] (0:12.66)	0:27.35 [3] (0:13.02)	0:14.33 [7] (0:14.33)
Average Speed [km/h]	52.9	64.4	61.4	54.6	54.6	56.9	55.0	49.8
Top Speed [km/h]	66.3	67.8	64.9	61.2	55.6	57.4	57.4	55.5
Avg. Dist. to Rail [m]	3.2	0.3	0.4	0.6	1.2	0.5	1.6	1.5
Avg. Stride Freq. [Hz]	2.2	2.3	2.2	2.1	2.1	2.2	2.2	2.1
Avg. Stride Length [m]	6.7	7.8	7.7	7.2	7.1	7.1	6.8	6.6



- [] Ranking at each section and finish
- .-.- No data available at this section
- NA No data available