



Sunshine Coast QLD Professional
Race 3: ROTARY CLUB OF BRISBANE AIRPORT BENCHMARK 65
Handicap - 1600m
22 October 2023 - 14:04



Track Rating: Good 4, Weather: Fine, Rail Position: True

Section														
Field Times	Overall	1400m	1200m	1000m	800m	600m	400m	Last 600m						
	1:37.54 (0:13.58)	1:23.96 (0:11.64)	1:12.32 (0:12.17)	1:00.15 (0:12.55)	0:47.60 (0:12.50)	0:35.10 (0:11.67)	0:23.43 (0:11.38)	0:35.10						
Rank	TAB	Horse/Jockey	Barrier	Top Speed [km/h]	Fastest Section									Distance Travelled [m]
1	3	MOTION LEGEND James Orman	5	65.8 400m	0:11.17 400m	1:37.54 [1] (0:13.74)	1:23.80 [4] (0:11.86)	1:11.94 [5] (0:12.15)	0:59.79 [4] (0:12.58)	0:47.21 [4] (0:12.34)	0:34.87 [3] (0:11.65)	0:23.22 [2] (0:11.17)	0:34.87	
2	4	BASSAC LANE Martin Harley	11	65.7 Overall	0:11.44 400m	1:37.59 [2] (0:13.58)	1:24.01 [1] (0:11.68)	1:12.33 [2] (0:12.13)	1:00.20 [1] (0:12.55)	0:47.65 [1] (0:12.50)	0:35.15 [1] (0:11.67)	0:23.48 [1] (0:11.44)	0:35.15	+0
3	7	LOOSE UNIT Ryan Wiggins	8	64.6 600m	0:11.42 400m	1:37.88 [3] (0:13.63)	1:24.25 [3] (0:11.70)	1:12.55 [3] (0:12.27)	1:00.28 [3] (0:12.62)	0:47.66 [3] (0:12.52)	0:35.14 [5] (0:11.63)	0:23.51 [3] (0:11.42)	0:35.14	+10
4	8	TAMBOURINE MAN Michael Cahill	2	65.4 400m	0:11.20 400m	1:37.93 [4] (0:14.13)	1:23.80 [9] (0:11.71)	1:12.09 [7] (0:12.24)	0:59.85 [6] (0:12.57)	0:47.28 [7] (0:12.35)	0:34.93 [7] (0:11.76)	0:23.17 [8] (0:11.20)	0:34.93	+6
5	6	MERSEYSIDE Emily Lang	4	65.9 400m	0:11.25 400m	1:38.17 [5] (0:13.99)	1:24.18 [7] (0:12.21)	1:11.97 [9] (0:12.25)	0:59.72 [9] (0:12.49)	0:47.23 [9] (0:12.19)	0:35.04 [9] (0:11.55)	0:23.49 [6] (0:11.25)	0:35.04	+9
6	5	CONTRITION Mark Du Plessis	6	65.2 Overall	0:11.31 400m	1:38.19 [6] (0:14.09)	1:24.10 [8] (0:12.00)	1:12.10 [8] (0:12.27)	0:59.83 [8] (0:12.48)	0:47.35 [8] (0:12.29)	0:35.06 [8] (0:11.87)	0:23.19 [9] (0:11.31)	0:35.06	+7
7	9	BETTER LAD Matthew Powell	7	64.0 Overall	0:11.53 400m	1:38.25 [7] (0:13.80)	1:24.45 [5] (0:11.76)	1:12.69 [4] (0:12.28)	1:00.41 [5] (0:12.61)	0:47.80 [5] (0:12.28)	0:35.52 [4] (0:11.79)	0:23.73 [5] (0:11.53)	0:35.52	+10
8	10	SUBSTANCE Justin Huxtable	1	64.5 Overall	0:11.46 400m	1:38.26 [8] (0:13.93)	1:24.33 [6] (0:11.87)	1:12.46 [6] (0:12.32)	1:00.14 [7] (0:12.51)	0:47.63 [6] (0:12.37)	0:35.26 [6] (0:11.69)	0:23.57 [7] (0:11.46)	0:35.26	+3
9	1	KUZCO LAD Casey Waddell	10	63.9 Overall	0:11.63 1400m	1:38.68 [9] (0:13.59)	1:25.09 [2] (0:11.63)	1:13.46 [1] (0:12.23)	1:01.23 [2] (0:12.70)	0:48.53 [2] (0:12.39)	0:36.14 [2] (0:11.84)	0:24.30 [4] (0:11.80)	0:36.14	+8

Scratched: Dickensian (#2), Torque Leica Star (#11)

[] Ranking at each section and finish
 -:-:- No data available at this section
 NA No data available
 SCN Saddle cloth number
 DNF Did not finish
 DNT Did not track



Sunshine Coast QLD Professional
Race 3: ROTARY CLUB OF BRISBANE AIRPORT BENCHMARK 65
Handicap - 1600m
22 October 2023 - 14:04



Track Rating: Good 4, Weather: Fine, Rail Position: True

Section				200m				Last 600m	
Field Times				0:12.05 (0:12.05)				0:35.10	
Rank	TAB	Horse/Jockey	Barrier	Top Speed [km/h]	Fastest Section	Margin			Distance Travelled [m]
1	3	MOTION LEGEND James Orman	5	65.8 400m	0:11.17 400m	0:12.05 [1] (0:12.05)	1:37.54		0:34.87
2	4	BASSAC LANE Martin Harley	11	65.7 Overall	0:11.44 400m	0:12.04 [2] (0:12.04)	0.2L		0:35.15 +0
3	7	LOOSE UNIT Ryan Wiggins	8	64.6 600m	0:11.42 400m	0:12.09 [3] (0:12.09)	1.7L		0:35.14 +10
4	8	TAMBOURINE MAN Michael Cahill	2	65.4 400m	0:11.20 400m	0:11.97 [5] (0:11.97)	1.9L		0:34.93 +6
5	6	MERSEYSIDE Emily Lang	4	65.9 400m	0:11.25 400m	0:12.24 [4] (0:12.24)	3.2L		0:35.04 +9
6	5	CONTRITION Mark Du Plessis	6	65.2 Overall	0:11.31 400m	0:11.88 [9] (0:11.88)	3.3L		0:35.06 +7
7	9	BETTER LAD Matthew Powell	7	64.0 Overall	0:11.53 400m	0:12.20 [6] (0:12.20)	3.6L		0:35.52 +10
8	10	SUBSTANCE Justin Huxtable	1	64.5 Overall	0:11.46 400m	0:12.11 [7] (0:12.11)	3.7L		0:35.26 +3
9	1	KUZCO LAD Casey Waddell	10	63.9 Overall	0:11.63 1400m	0:12.50 [8] (0:12.50)	6L		0:36.14 +8

Scratched: Dickensian (#2), Torque Leica Star (#11)

[] Ranking at each section and finish
 -:-:- No data available at this section
 NA No data available

SCN Saddle cloth number
 DNF Did not finish
 DNT Did not track



Horse/Jockey Name	Motion Legend
Final Rank	1
Fastest Section Time (Section)	0:11.17 (400m)
Top Speed [km/h] (Section)	65.8 (400m)
Race State	Finished

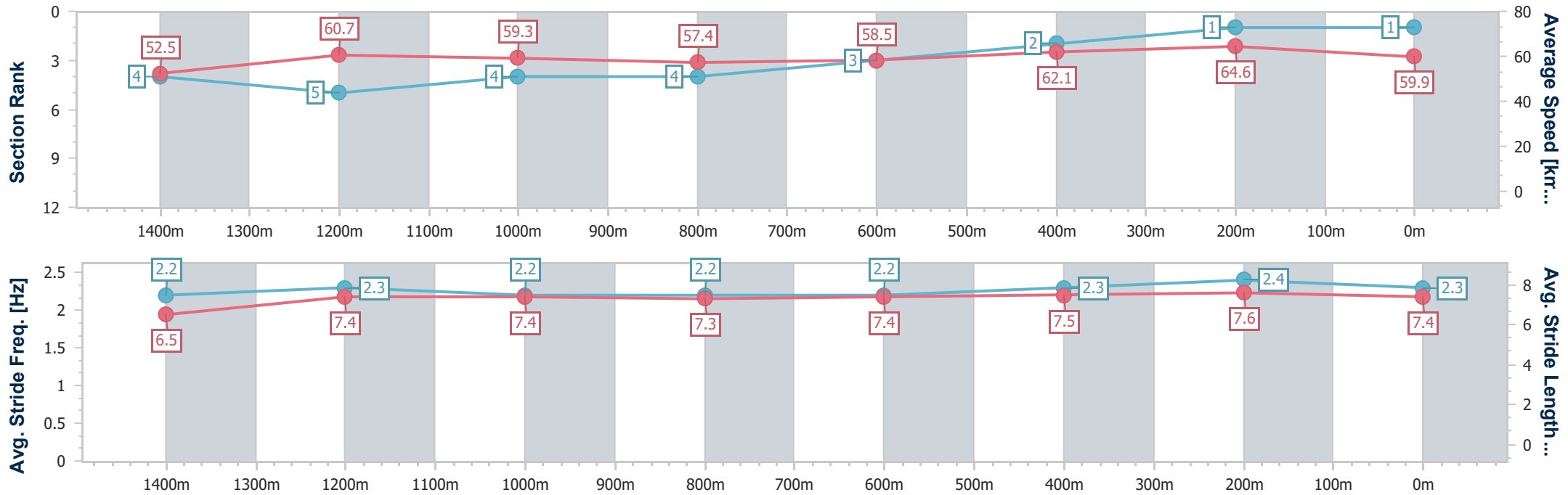


Sunshine Coast QLD Professional
 Race 3: ROTARY CLUB OF BRISBANE AIRPORT BENCHMARK
 65 Handicap - 1600m
 22 October 2023 - 14:04



Track Rating: Good 4, Weather: Fine, Rail Position: True

Section	Overall	1400m	1200m	1000m	800m	600m	400m	200m
Section Times	1:37.54 [1] (0:13.74)	1:23.80 [4] (0:11.86)	1:11.94 [5] (0:12.15)	0:59.79 [4] (0:12.58)	0:47.21 [4] (0:12.34)	0:34.87 [3] (0:11.65)	0:23.22 [2] (0:11.17)	0:12.05 [1] (0:12.05)
Average Speed [km/h]	52.5	60.7	59.3	57.4	58.5	62.1	64.6	59.9
Top Speed [km/h]	64.1	63.1	60.4	58.3	61.2	64.6	65.8	62.9
Avg. Dist. to Rail [m]	6.6	0.6	0.8	0.9	0.8	1.0	5.1	5.3
Avg. Stride Freq. [Hz]	2.2	2.3	2.2	2.2	2.2	2.3	2.4	2.3
Avg. Stride Length [m]	6.5	7.4	7.4	7.3	7.4	7.5	7.6	7.4



- [] Ranking at each section and finish
- .-.- No data available at this section
- NA No data available



Horse/Jockey Name	Bassac Lane
Final Rank	2
Fastest Section Time (Section)	0:11.44 (400m)
Top Speed [km/h] (Section)	65.7 (Overall)
Race State	Finished



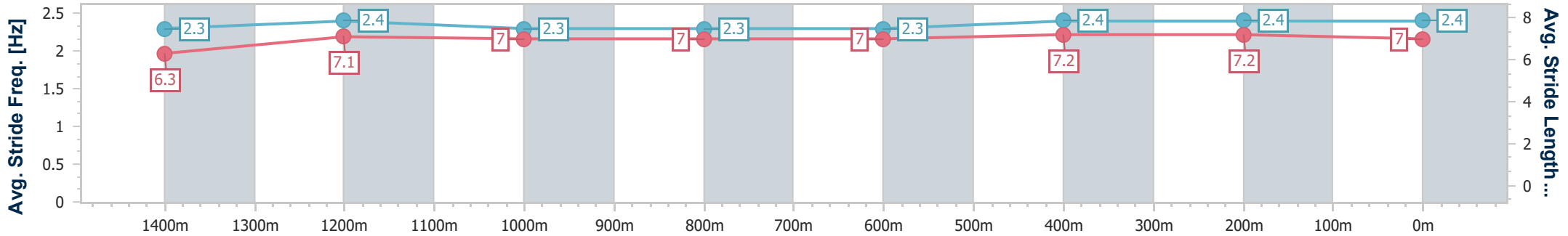
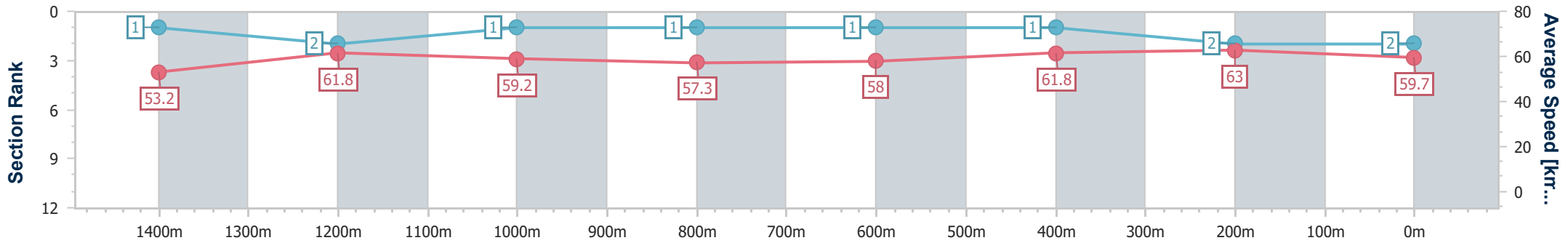
Sunshine Coast QLD Professional
 Race 3: ROTARY CLUB OF BRISBANE AIRPORT BENCHMARK
 65 Handicap - 1600m



22 October 2023 - 14:04

Track Rating: Good 4, Weather: Fine, Rail Position: True

Section	Overall	1400m	1200m	1000m	800m	600m	400m	200m
Section Times	1:37.59 [2] (0:13.58)	1:24.01 [1] (0:11.68)	1:12.33 [2] (0:12.13)	1:00.20 [1] (0:12.55)	0:47.65 [1] (0:12.50)	0:35.15 [1] (0:11.67)	0:23.48 [1] (0:11.44)	0:12.04 [2] (0:12.04)
Average Speed [km/h]	53.2	61.8	59.2	57.3	58.0	61.8	63.0	59.7
Top Speed [km/h]	65.7	64.7	60.8	58.1	60.6	63.6	64.2	62.2
Avg. Dist. to Rail [m]	11.8	1.9	0.9	0.4	1.2	0.2	2.1	2.1
Avg. Stride Freq. [Hz]	2.3	2.4	2.3	2.3	2.3	2.4	2.4	2.4
Avg. Stride Length [m]	6.3	7.1	7.0	7.0	7.0	7.2	7.2	7.0



- [] Ranking at each section and finish
- .-.- No data available at this section
- NA No data available



Horse/Jockey Name	Loose Unit
Final Rank	3
Fastest Section Time (Section)	0:11.42 (400m)
Top Speed [km/h] (Section)	64.6 (600m)
Race State	Finished

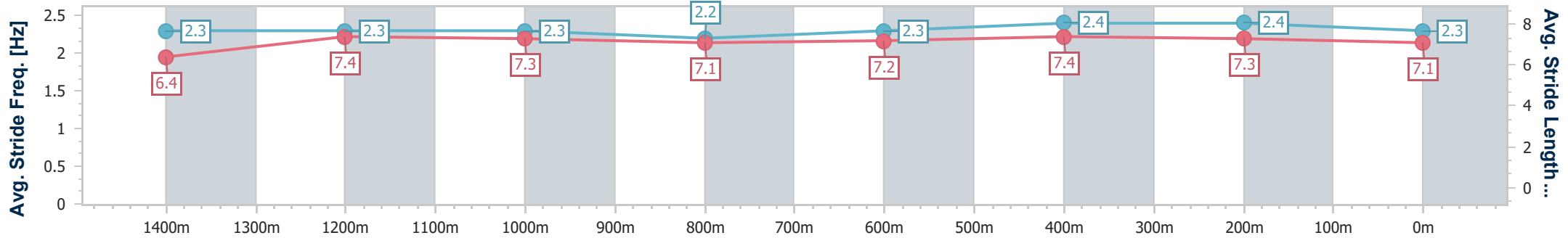
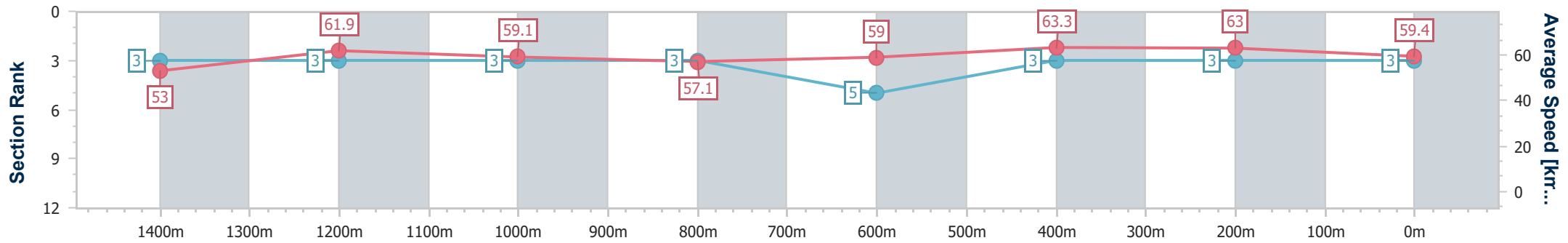


Sunshine Coast QLD Professional
 Race 3: ROTARY CLUB OF BRISBANE AIRPORT BENCHMARK
 65 Handicap - 1600m
 22 October 2023 - 14:04



Track Rating: Good 4, Weather: Fine, Rail Position: True

Section	Overall	1400m	1200m	1000m	800m	600m	400m	200m
Section Times	1:37.88 [3] (0:13.63)	1:24.25 [3] (0:11.70)	1:12.55 [3] (0:12.27)	1:00.28 [3] (0:12.62)	0:47.66 [3] (0:12.52)	0:35.14 [5] (0:11.63)	0:23.51 [3] (0:11.42)	0:12.09 [3] (0:12.09)
Average Speed [km/h]	53.0	61.9	59.1	57.1	59.0	63.3	63.0	59.4
Top Speed [km/h]	63.9	63.4	61.1	57.9	61.8	64.6	64.2	62.2
Avg. Dist. to Rail [m]	10.4	3.5	3.5	2.4	3.8	3.7	6.1	5.5
Avg. Stride Freq. [Hz]	2.3	2.3	2.3	2.2	2.3	2.4	2.4	2.3
Avg. Stride Length [m]	6.4	7.4	7.3	7.1	7.2	7.4	7.3	7.1



- [] Ranking at each section and finish
- .-.- No data available at this section
- NA No data available



Horse/Jockey Name	Tambourine Man
Final Rank	4
Fastest Section Time (Section)	0:11.20 (400m)
Top Speed [km/h] (Section)	65.4 (400m)
Race State	Finished



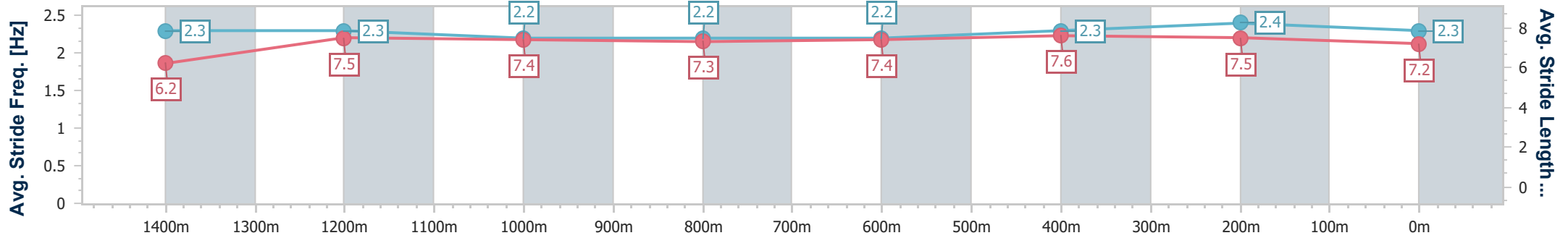
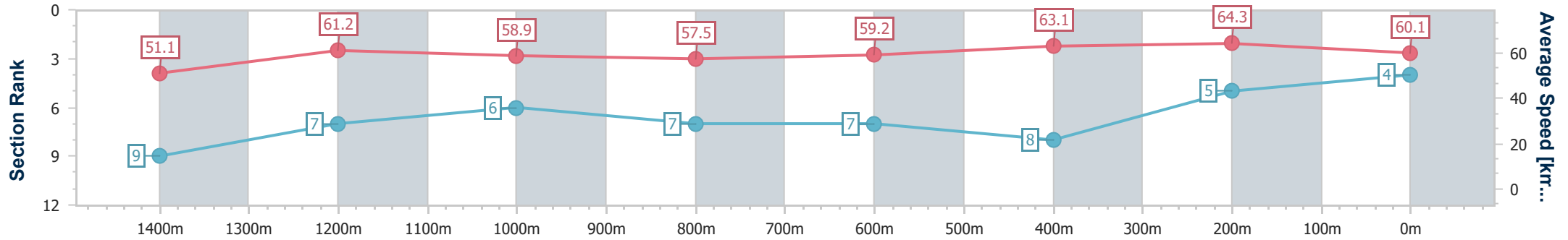
Sunshine Coast QLD Professional
Race 3: ROTARY CLUB OF BRISBANE AIRPORT BENCHMARK
65 Handicap - 1600m



22 October 2023 - 14:04

Track Rating: Good 4, Weather: Fine, Rail Position: True

Section	Overall	1400m	1200m	1000m	800m	600m	400m	200m
Section Times	1:37.93 [4] (0:14.13)	1:23.80 [9] (0:11.71)	1:12.09 [7] (0:12.24)	0:59.85 [6] (0:12.57)	0:47.28 [7] (0:12.35)	0:34.93 [7] (0:11.76)	0:23.17 [8] (0:11.20)	0:11.97 [5] (0:11.97)
Average Speed [km/h]	51.1	61.2	58.9	57.5	59.2	63.1	64.3	60.1
Top Speed [km/h]	65.3	62.7	62.4	58.7	62.4	64.6	65.4	63.2
Avg. Dist. to Rail [m]	2.7	0.3	0.4	1.2	2.5	4.8	7.7	8.4
Avg. Stride Freq. [Hz]	2.3	2.3	2.2	2.2	2.2	2.3	2.4	2.3
Avg. Stride Length [m]	6.2	7.5	7.4	7.3	7.4	7.6	7.5	7.2



- [] Ranking at each section and finish
- .-.- No data available at this section
- NA No data available



Horse/Jockey Name	Merseyside
Final Rank	5
Fastest Section Time (Section)	0:11.25 (400m)
Top Speed [km/h] (Section)	65.9 (400m)
Race State	Finished



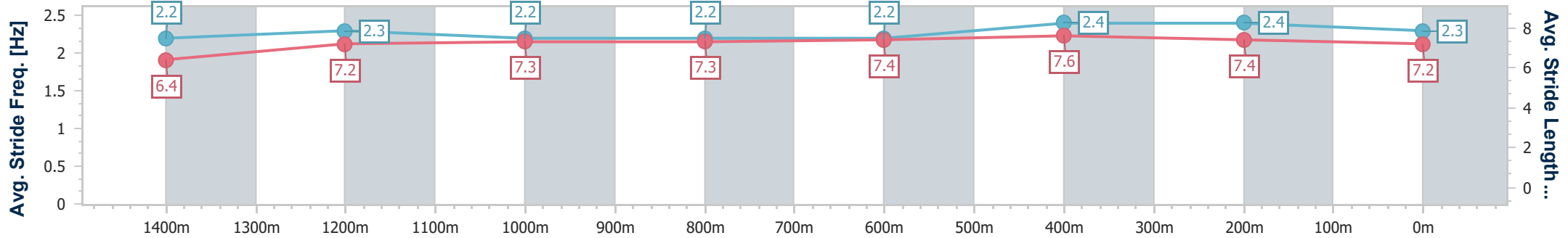
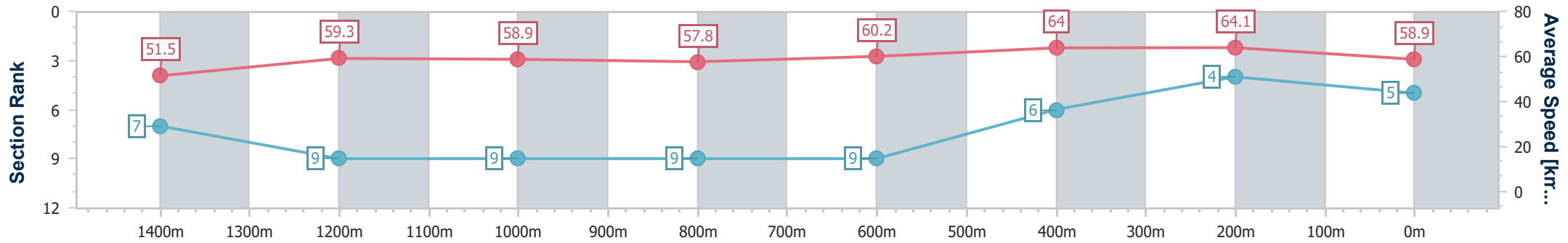
Sunshine Coast QLD Professional
Race 3: ROTARY CLUB OF BRISBANE AIRPORT BENCHMARK
65 Handicap - 1600m



22 October 2023 - 14:04

Track Rating: Good 4, Weather: Fine, Rail Position: True

Section	Overall	1400m	1200m	1000m	800m	600m	400m	200m						
Section Times	1:38.17 [5] (0:13.99)	1:24.18 [7] (0:12.21)	1:11.97 [9] (0:12.25)	0:59.72 [9] (0:12.49)	0:47.23 [9] (0:12.19)	0:35.04 [9] (0:11.55)	0:23.49 [6] (0:11.25)	0:12.24 [4] (0:12.24)						
Average Speed [km/h]	51.5	59.3	58.9	57.8	60.2	64.0	64.1	58.9						
Top Speed [km/h]	64.6	61.8	60.6	59.4	64.3	64.3	65.9	62.4						
Avg. Dist. to Rail [m]	5.3	2.5	1.4	2.3	3.0	4.5	8.9	9.1						
Avg. Stride Freq. [Hz]	2.2	2.3	2.2	2.2	2.2	2.4	2.4	2.3						
Avg. Stride Length [m]	6.4	7.2	7.3	7.3	7.4	7.6	7.4	7.2						



- [] Ranking at each section and finish
- .-.- No data available at this section
- NA No data available



Horse/Jockey Name	Contribution
Final Rank	6
Fastest Section Time (Section)	0:11.31 (400m)
Top Speed [km/h] (Section)	65.2 (Overall)
Race State	Finished

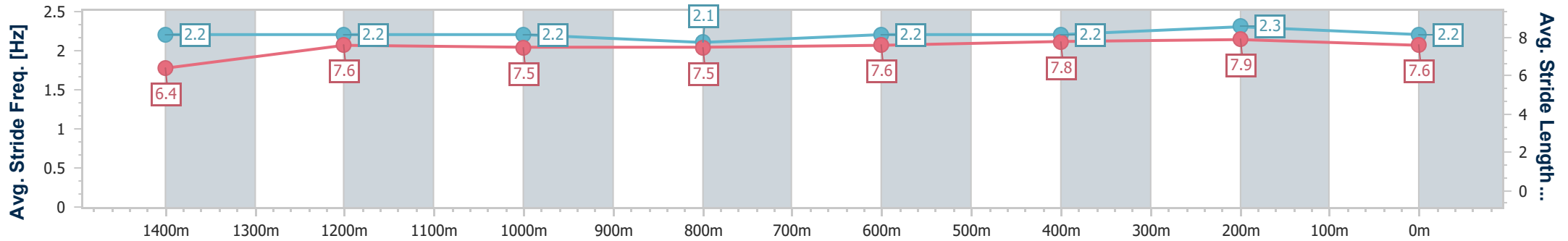
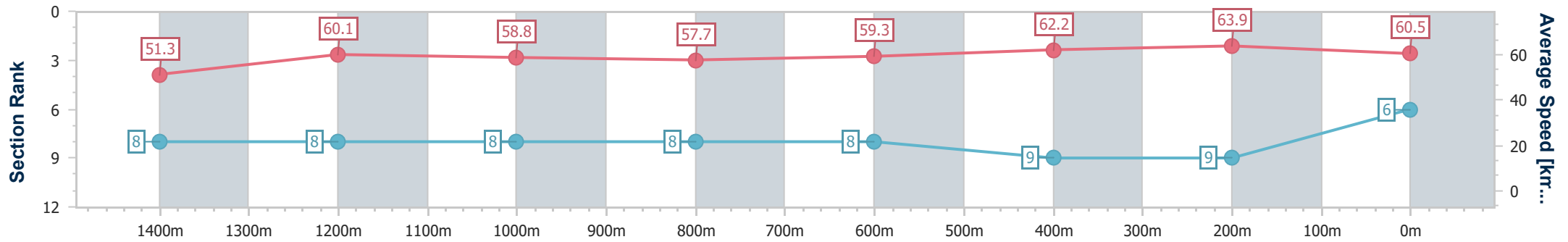


Sunshine Coast QLD Professional
 Race 3: ROTARY CLUB OF BRISBANE AIRPORT BENCHMARK
 65 Handicap - 1600m
 22 October 2023 - 14:04



Track Rating: Good 4, Weather: Fine, Rail Position: True

Section	Overall	1400m	1200m	1000m	800m	600m	400m	200m
Section Times	1:38.19 [6] (0:14.09)	1:24.10 [8] (0:12.00)	1:12.10 [8] (0:12.27)	0:59.83 [8] (0:12.48)	0:47.35 [8] (0:12.29)	0:35.06 [8] (0:11.87)	0:23.19 [9] (0:11.31)	0:11.88 [9] (0:11.88)
Average Speed [km/h]	51.3	60.1	58.8	57.7	59.3	62.2	63.9	60.5
Top Speed [km/h]	65.2	61.9	60.6	59.1	61.8	63.6	64.8	62.6
Avg. Dist. to Rail [m]	8.7	2.1	2.0	0.8	2.0	4.2	7.3	7.0
Avg. Stride Freq. [Hz]	2.2	2.2	2.2	2.1	2.2	2.2	2.3	2.2
Avg. Stride Length [m]	6.4	7.6	7.5	7.5	7.6	7.8	7.9	7.6



- [] Ranking at each section and finish
- .-.- No data available at this section
- NA No data available



Horse/Jockey Name	Better Lad
Final Rank	7
Fastest Section Time (Section)	0:11.53 (400m)
Top Speed [km/h] (Section)	64.0 (Overall)
Race State	Finished



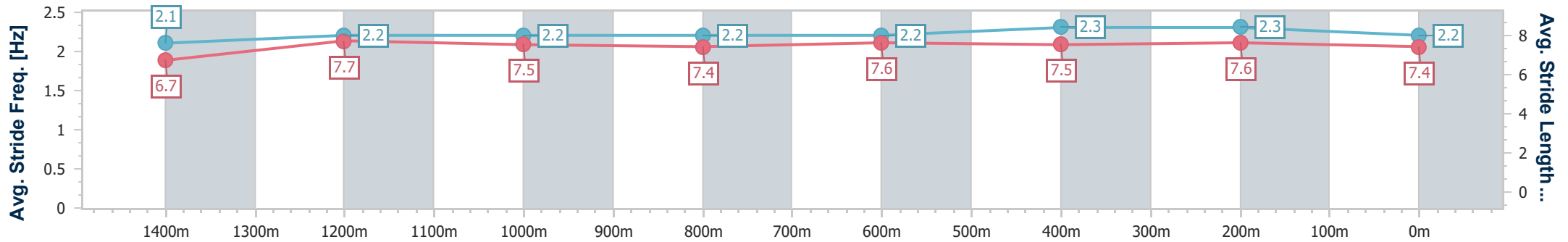
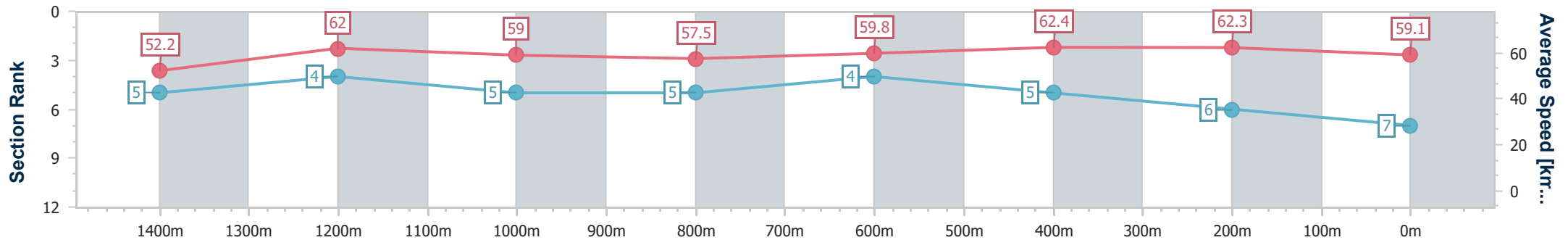
Sunshine Coast QLD Professional
Race 3: ROTARY CLUB OF BRISBANE AIRPORT BENCHMARK
65 Handicap - 1600m



22 October 2023 - 14:04

Track Rating: Good 4, Weather: Fine, Rail Position: True

Section	Overall	1400m	1200m	1000m	800m	600m	400m	200m
Section Times	1:38.25 [7] (0:13.80)	1:24.45 [5] (0:11.76)	1:12.69 [4] (0:12.28)	1:00.41 [5] (0:12.61)	0:47.80 [5] (0:12.28)	0:35.52 [4] (0:11.79)	0:23.73 [5] (0:11.53)	0:12.20 [6] (0:12.20)
Average Speed [km/h]	52.2	62.0	59.0	57.5	59.8	62.4	62.3	59.1
Top Speed [km/h]	64.0	63.0	60.3	58.7	62.3	63.0	63.1	61.6
Avg. Dist. to Rail [m]	9.1	4.9	4.4	4.1	3.3	3.2	6.1	6.9
Avg. Stride Freq. [Hz]	2.1	2.2	2.2	2.2	2.2	2.3	2.3	2.2
Avg. Stride Length [m]	6.7	7.7	7.5	7.4	7.6	7.5	7.6	7.4



- [] Ranking at each section and finish
- .-.- No data available at this section
- NA No data available



Horse/Jockey Name	Substance
Final Rank	8
Fastest Section Time (Section)	0:11.46 (400m)
Top Speed [km/h] (Section)	64.5 (Overall)
Race State	Finished

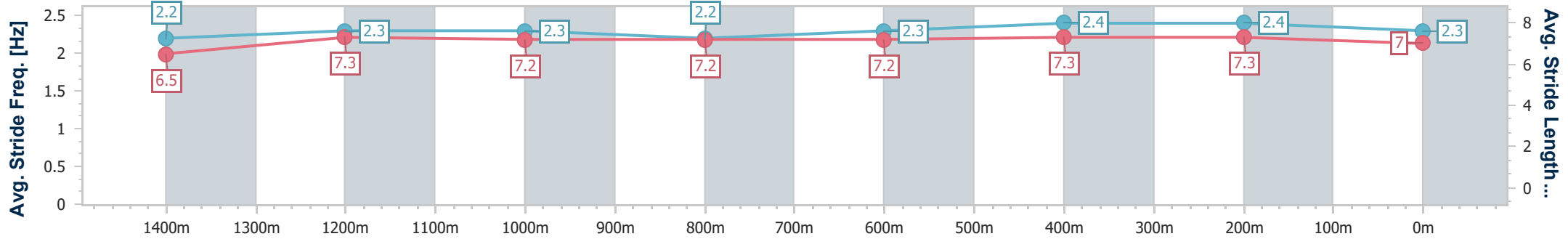
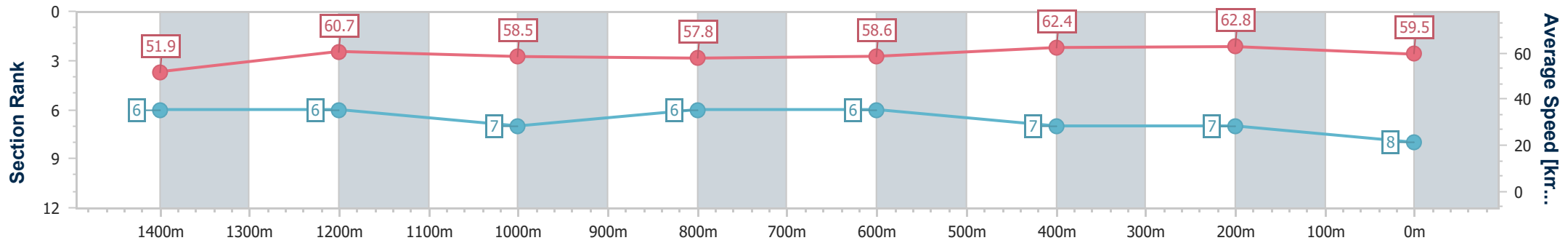


Sunshine Coast QLD Professional
 Race 3: ROTARY CLUB OF BRISBANE AIRPORT BENCHMARK
 65 Handicap - 1600m
 22 October 2023 - 14:04



Track Rating: Good 4, Weather: Fine, Rail Position: True

Section	Overall	1400m	1200m	1000m	800m	600m	400m	200m
Section Times	1:38.26 [8] (0:13.93)	1:24.33 [6] (0:11.87)	1:12.46 [6] (0:12.32)	1:00.14 [7] (0:12.51)	0:47.63 [6] (0:12.37)	0:35.26 [6] (0:11.69)	0:23.57 [7] (0:11.46)	0:12.11 [7] (0:12.11)
Average Speed [km/h]	51.9	60.7	58.5	57.8	58.6	62.4	62.8	59.5
Top Speed [km/h]	64.5	63.1	59.8	59.4	61.2	63.6	64.3	61.4
Avg. Dist. to Rail [m]	2.7	0.8	2.1	1.4	1.3	1.8	4.0	4.4
Avg. Stride Freq. [Hz]	2.2	2.3	2.3	2.2	2.3	2.4	2.4	2.3
Avg. Stride Length [m]	6.5	7.3	7.2	7.2	7.2	7.3	7.3	7.0



- [] Ranking at each section and finish
- .-.- No data available at this section
- NA No data available



Horse/Jockey Name	Kuzco Lad
Final Rank	9
Fastest Section Time (Section)	0:11.63 (1400m)
Top Speed [km/h] (Section)	63.9 (Overall)
Race State	Finished



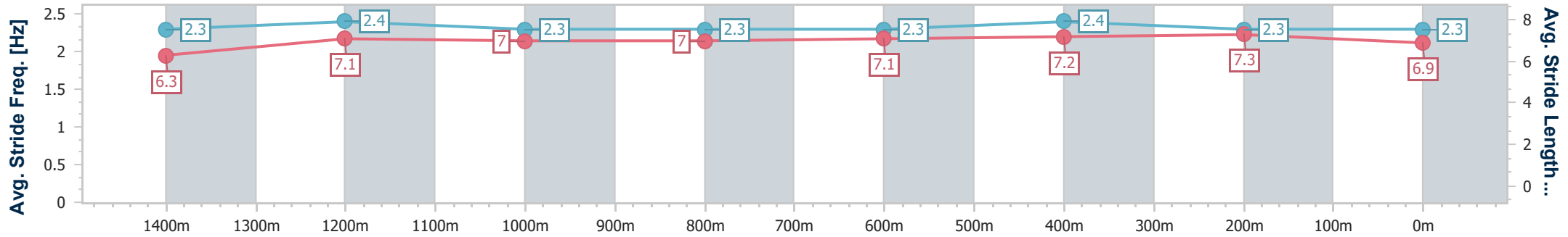
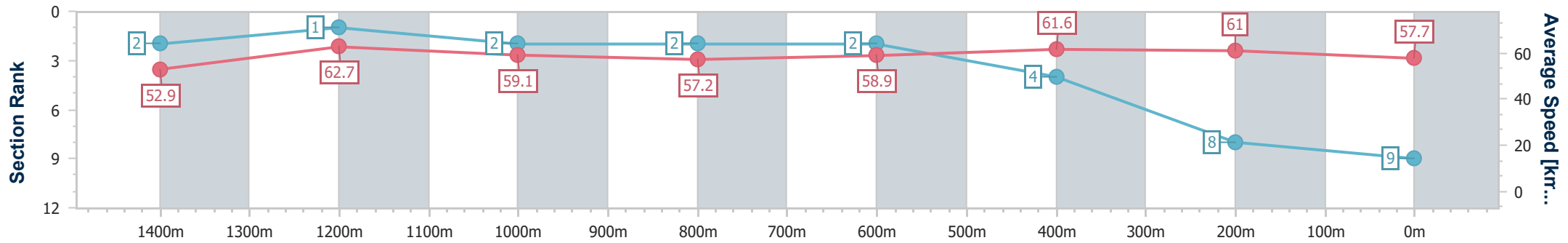
Sunshine Coast QLD Professional
 Race 3: ROTARY CLUB OF BRISBANE AIRPORT BENCHMARK
 65 Handicap - 1600m



22 October 2023 - 14:04

Track Rating: Good 4, Weather: Fine, Rail Position: True

Section	Overall	1400m	1200m	1000m	800m	600m	400m	200m
Section Times	1:38.68 [9] (0:13.59)	1:25.09 [2] (0:11.63)	1:13.46 [1] (0:12.23)	1:01.23 [2] (0:12.70)	0:48.53 [2] (0:12.39)	0:36.14 [2] (0:11.84)	0:24.30 [4] (0:11.80)	0:12.50 [8] (0:12.50)
Average Speed [km/h]	52.9	62.7	59.1	57.2	58.9	61.6	61.0	57.7
Top Speed [km/h]	63.9	63.8	62.6	57.8	61.2	62.7	62.3	60.5
Avg. Dist. to Rail [m]	10.7	5.1	4.8	3.4	2.4	2.2	4.1	4.8
Avg. Stride Freq. [Hz]	2.3	2.4	2.3	2.3	2.3	2.4	2.3	2.3
Avg. Stride Length [m]	6.3	7.1	7.0	7.0	7.1	7.2	7.3	6.9



- [] Ranking at each section and finish
- .-.- No data available at this section
- NA No data available