



Eagle Farm QLD Professional
Race 4: JOHNS LYNG GROUP QTIS Three-Year-Old BENCHMARK 65
Handicap - 1400m
25 October 2023 - 14:30



BRISBANE
RACING CLUB

Track Rating: Good 4, Weather: Fine, Rail Position: +10m Entire

Section												Last 600m					
Field Times												0:34.49					
	Overall	1200m	1000m	800m	600m	400m											
	1:24.19 (0:14.30)	1:09.89 (0:11.78)	0:58.11 (0:11.99)	0:46.12 (0:11.63)	0:34.49 (0:11.10)	0:23.39 (0:11.22)											
Rank	TAB	Horse/Jockey	Barrier	Top Speed [km/h]	Fastest Section												Distance Travelled [m]
1	3	BANDASHA James Orman	2	67.7 400m	0:10.90 400m	1:24.19 [1] (0:14.76)	1:09.43 [4] (0:11.84)	0:57.59 [4] (0:11.91)	0:45.68 [4] (0:11.64)	0:34.04 [4] (0:11.22)	0:22.82 [5] (0:10.90)	0:34.04					
2	6	WINSOME STAR Samantha Collett	7	68.3 400m	0:10.89 400m	1:24.21 [2] (0:14.96)	1:09.25 [5] (0:11.70)	0:57.55 [5] (0:11.87)	0:45.68 [5] (0:11.74)	0:33.94 [6] (0:11.08)	0:22.86 [4] (0:10.89)	0:33.94 +1					
3	8	SHOWDRA Taylor Marshall	4	66.2 600m	0:11.14 600m	1:24.39 [3] (0:14.97)	1:09.42 [6] (0:11.78)	0:57.64 [6] (0:11.93)	0:45.71 [6] (0:11.55)	0:34.16 [5] (0:11.14)	0:23.02 [5] (0:11.14)	0:34.16 +3					
4	4	SHE MINE Martin Harley	3	67.2 600m	0:11.16 600m	1:24.51 [4] (0:14.30)	1:10.21 [2] (0:11.78)	0:58.43 [2] (0:11.99)	0:46.44 [2] (0:11.71)	0:34.73 [2] (0:11.16)	0:23.57 [2] (0:11.25)	0:34.73 +3					
5	1	BOOMING LAD Ben Thompson	6	65.7 600m	0:11.10 600m	1:24.53 [5] (0:14.30)	1:10.23 [1] (0:11.78)	0:58.45 [1] (0:11.99)	0:46.46 [1] (0:11.63)	0:34.83 [1] (0:11.10)	0:23.73 [1] (0:11.22)	0:34.83 -4					
6	5	HEADLEY GRANGE Michael Cahill	8	67.4 600m	0:10.97 600m	1:24.64 [6] (0:15.19)	1:09.45 [7] (0:11.74)	0:57.71 [7] (0:11.93)	0:45.78 [7] (0:11.57)	0:34.21 [7] (0:10.97)	0:23.24 [7] (0:11.03)	0:34.21 +2					
7	2	TOP FUN Cejay Graham	1	65.2 600m	0:11.18 600m	1:24.77 [7] (0:14.75)	1:10.02 [3] (0:11.64)	0:58.38 [3] (0:11.98)	0:46.40 [3] (0:11.60)	0:34.80 [3] (0:11.18)	0:23.62 [3] (0:11.23)	0:34.80 -1					

Scratched: Sparkle Motion (#7)

[] Ranking at each section and finish
 -:-:- No data available at this section
 NA No data available

SCN Saddle cloth number
 DNF Did not finish
 DNT Did not track



Eagle Farm QLD Professional
Race 4: JOHNS LYNG GROUP QTIS Three-Year-Old BENCHMARK 65
Handicap - 1400m
25 October 2023 - 14:30



Track Rating: Good 4, Weather: Fine, Rail Position: +10m Entire

Section				200m				Last 600m	
Field Times				0:12.17 (0:12.17)				0:34.49	
Rank	TAB Horse/Jockey	Barrier	Top Speed [km/h]	Fastest Section	Margin		Distance Travelled [m]		
1	3 BANDASHA James Orman	2	67.7 400m	0:10.90 400m	0:11.92 [4] (0:11.92)	1:24.19	0:34.04		
2	6 WINSOME STAR Samantha Collett	7	68.3 400m	0:10.89 400m	0:11.97 [3] (0:11.97)	0.14L	0:33.94 +1		
3	8 SHOWDRA Taylor Marshall	4	66.2 600m	0:11.14 600m	0:11.88 [7] (0:11.88)	1.2L	0:34.16 +3		
4	4 SHE MINE Martin Harley	3	67.2 600m	0:11.16 600m	0:12.32 [2] (0:12.32)	1.89L	0:34.73 +3		
5	1 BOOMING LAD Ben Thompson	6	65.7 600m	0:11.10 600m	0:12.51 [1] (0:12.51)	2.01L	0:34.83 -4		
6	5 HEADLEY GRANGE Michael Cahill	8	67.4 600m	0:10.97 600m	0:12.21 [6] (0:12.21)	2.68L	0:34.21 +2		
7	2 TOP FUN Cejay Graham	1	65.2 600m	0:11.18 600m	0:12.39 [5] (0:12.39)	3.47L	0:34.80 -1		

Scratched: Sparkle Motion (#7)



Horse/Jockey Name	Bandasha
Final Rank	1
Fastest Section Time (Section)	0:10.90 (400m)
Top Speed [km/h] (Section)	67.7 (400m)
Race State	Finished



Eagle Farm QLD Professional
Race 4: JOHNS LYNG GROUP QTIS Three-Year-Old
BENCHMARK 65 Handicap - 1400m

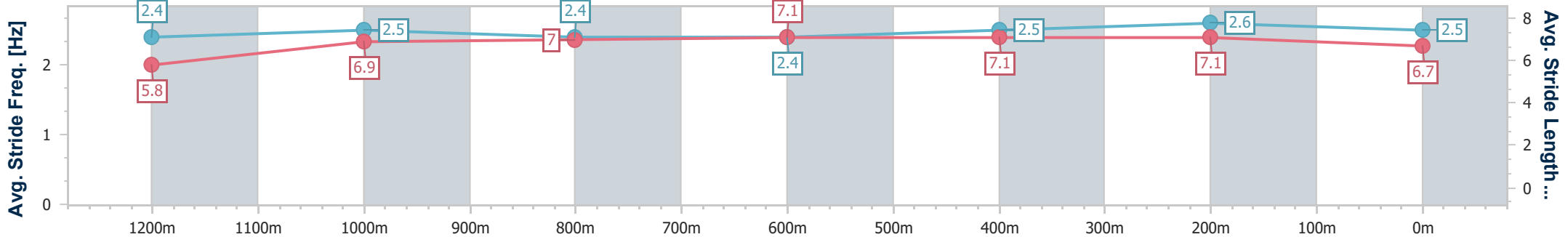
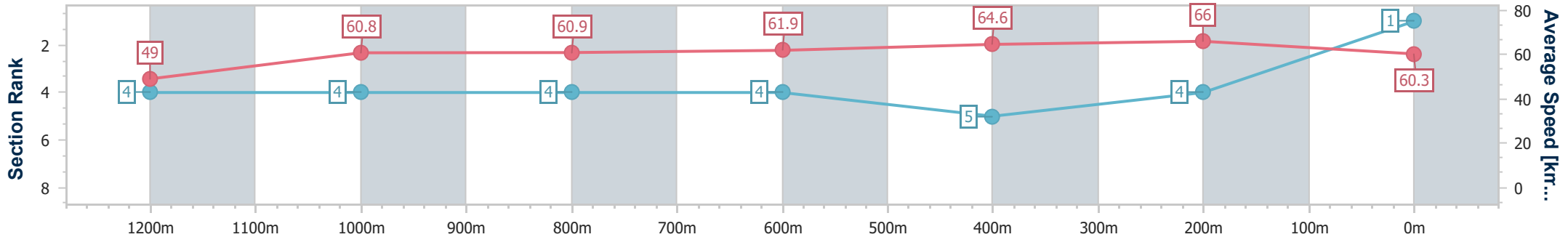
25 October 2023 - 14:30

Track Rating: Good 4, Weather: Fine, Rail Position: +10m Entire



BRISBANE
RACING CLUB

Section	Overall	1200m	1000m	800m	600m	400m	200m
Section Times	1:24.19 [1] (0:14.76)	1:09.43 [4] (0:11.84)	0:57.59 [4] (0:11.91)	0:45.68 [4] (0:11.64)	0:34.04 [4] (0:11.22)	0:22.82 [5] (0:10.90)	0:11.92 [4] (0:11.92)
Average Speed [km/h]	49.0	60.8	60.9	61.9	64.6	66.0	60.3
Top Speed [km/h]	60.9	62.6	61.7	64.2	65.4	67.7	63.7
Avg. Dist. to Rail [m]	3.7	2.8	0.7	1.1	1.0	3.1	0.8
Avg. Stride Freq. [Hz]	2.4	2.5	2.4	2.4	2.5	2.6	2.5
Avg. Stride Length [m]	5.8	6.9	7.0	7.1	7.1	7.1	6.7



- [] Ranking at each section and finish
- .-.- No data available at this section
- NA No data available



Horse/Jockey Name	Winsome Star
Final Rank	2
Fastest Section Time (Section)	0:10.89 (400m)
Top Speed [km/h] (Section)	68.3 (400m)
Race State	Finished



Eagle Farm QLD Professional
Race 4: JOHNS LYNG GROUP QTIS Three-Year-Old
BENCHMARK 65 Handicap - 1400m

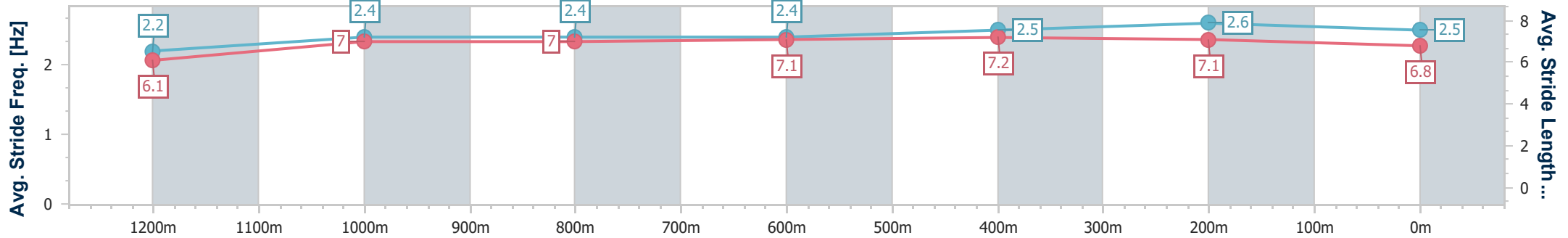
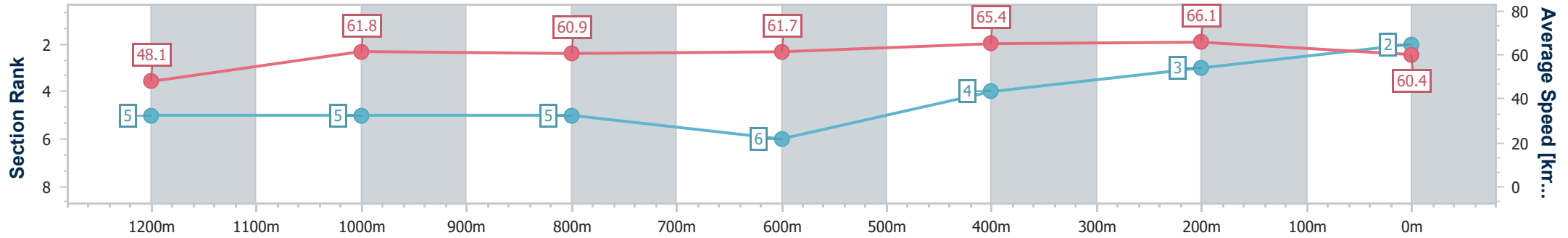
25 October 2023 - 14:30

Track Rating: Good 4, Weather: Fine, Rail Position: +10m Entire



BRISBANE
RACING CLUB

Section	Overall	1200m	1000m	800m	600m	400m	200m
Section Times	1:24.21 [2] (0:14.96)	1:09.25 [5] (0:11.70)	0:57.55 [5] (0:11.87)	0:45.68 [5] (0:11.74)	0:33.94 [6] (0:11.08)	0:22.86 [4] (0:10.89)	0:11.97 [3] (0:11.97)
Average Speed [km/h]	48.1	61.8	60.9	61.7	65.4	66.1	60.4
Top Speed [km/h]	62.0	63.3	62.2	62.7	68.0	68.3	63.1
Avg. Dist. to Rail [m]	4.8	1.9	1.0	1.7	1.5	4.8	3.3
Avg. Stride Freq. [Hz]	2.2	2.4	2.4	2.4	2.5	2.6	2.5
Avg. Stride Length [m]	6.1	7.0	7.0	7.1	7.2	7.1	6.8



- [] Ranking at each section and finish
- .-.- No data available at this section
- NA No data available



Horse/Jockey Name	Showdra
Final Rank	3
Fastest Section Time (Section)	0:11.14 (600m)
Top Speed [km/h] (Section)	66.2 (600m)
Race State	Finished

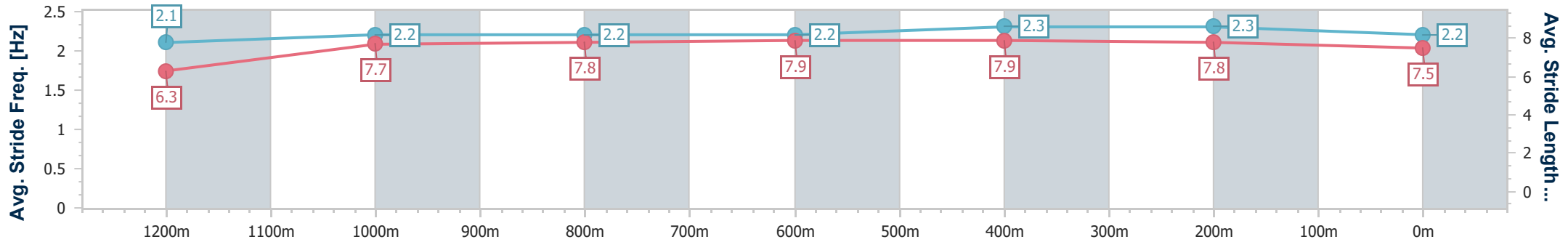
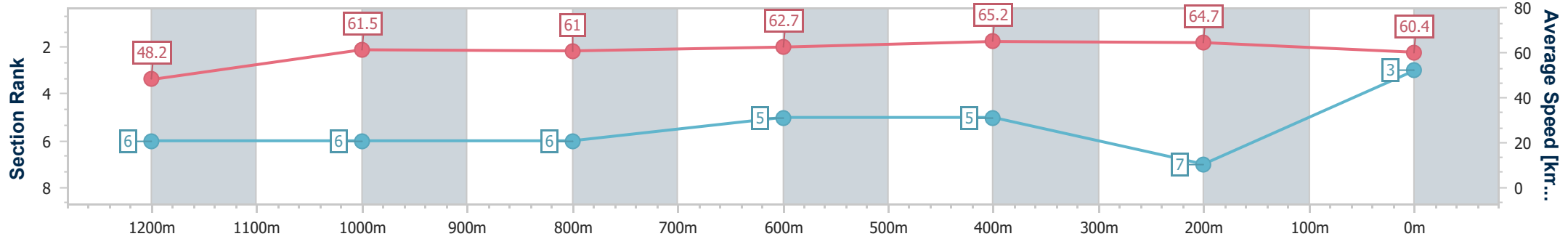


Eagle Farm QLD Professional
 Race 4: JOHNS LYNG GROUP QTIS Three-Year-Old
 BENCHMARK 65 Handicap - 1400m
 25 October 2023 - 14:30
 Track Rating: Good 4, Weather: Fine, Rail Position: +10m Entire



BRISBANE
 RACING CLUB

Section	Overall	1200m	1000m	800m	600m	400m	200m
Section Times	1:24.39 [3] (0:14.97)	1:09.42 [6] (0:11.78)	0:57.64 [6] (0:11.93)	0:45.71 [6] (0:11.55)	0:34.16 [5] (0:11.14)	0:23.02 [5] (0:11.14)	0:11.88 [7] (0:11.88)
Average Speed [km/h]	48.2	61.5	61.0	62.7	65.2	64.7	60.4
Top Speed [km/h]	60.5	63.0	61.9	63.8	66.2	66.2	62.5
Avg. Dist. to Rail [m]	4.6	3.2	2.2	1.6	2.0	4.4	3.7
Avg. Stride Freq. [Hz]	2.1	2.2	2.2	2.2	2.3	2.3	2.2
Avg. Stride Length [m]	6.3	7.7	7.8	7.9	7.9	7.8	7.5



- [] Ranking at each section and finish
- .-.- No data available at this section
- NA No data available



Horse/Jockey Name	She Mine
Final Rank	4
Fastest Section Time (Section)	0:11.16 (600m)
Top Speed [km/h] (Section)	67.2 (600m)
Race State	Finished



Eagle Farm QLD Professional
Race 4: JOHNS LYNG GROUP QTIS Three-Year-Old
BENCHMARK 65 Handicap - 1400m

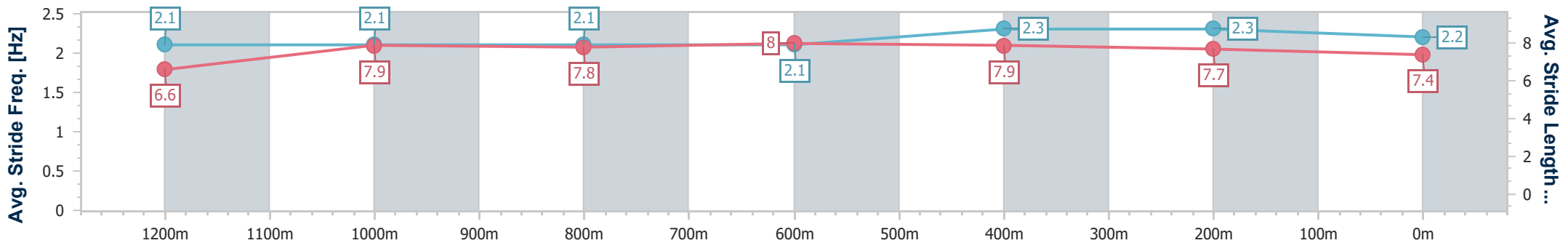
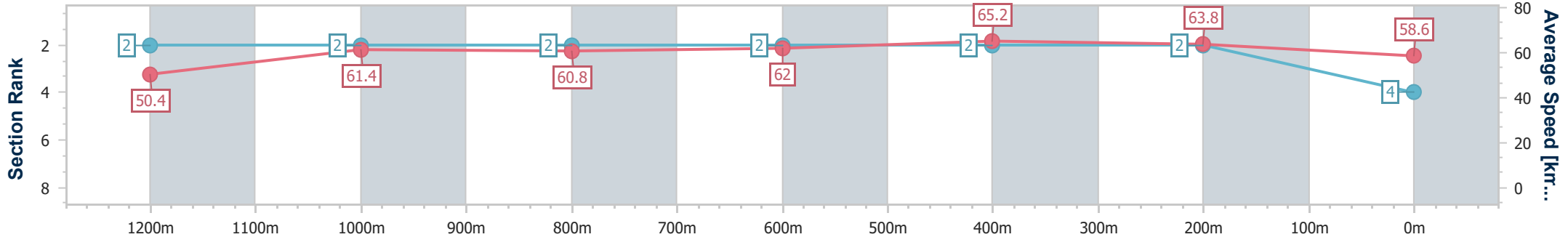
25 October 2023 - 14:30

Track Rating: Good 4, Weather: Fine, Rail Position: +10m Entire



BRISBANE
RACING CLUB

Section	Overall	1200m	1000m	800m	600m	400m	200m
Section Times	1:24.51 [4] (0:14.30)	1:10.21 [2] (0:11.78)	0:58.43 [2] (0:11.99)	0:46.44 [2] (0:11.71)	0:34.73 [2] (0:11.16)	0:23.57 [2] (0:11.25)	0:12.32 [2] (0:12.32)
Average Speed [km/h]	50.4	61.4	60.8	62.0	65.2	63.8	58.6
Top Speed [km/h]	61.4	62.0	61.8	63.1	67.2	66.3	62.1
Avg. Dist. to Rail [m]	3.2	2.6	2.9	2.1	1.7	1.8	1.0
Avg. Stride Freq. [Hz]	2.1	2.1	2.1	2.1	2.3	2.3	2.2
Avg. Stride Length [m]	6.6	7.9	7.8	8.0	7.9	7.7	7.4



- [] Ranking at each section and finish
- .-.- No data available at this section
- NA No data available



Horse/Jockey Name	Booming Lad
Final Rank	5
Fastest Section Time (Section)	0:11.10 (600m)
Top Speed [km/h] (Section)	65.7 (600m)
Race State	Finished



Eagle Farm QLD Professional
Race 4: JOHNS LYNG GROUP QTIS Three-Year-Old
BENCHMARK 65 Handicap - 1400m

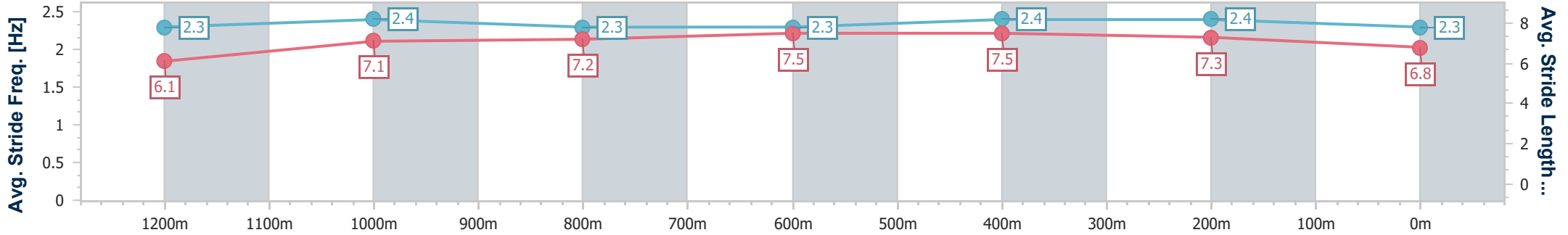
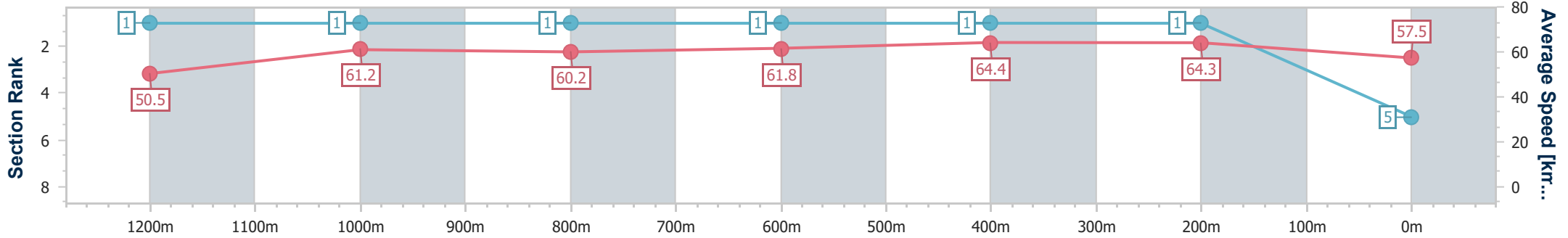
25 October 2023 - 14:30

Track Rating: Good 4, Weather: Fine, Rail Position: +10m Entire



BRISBANE
RACING CLUB

Section	Overall	1200m	1000m	800m	600m	400m	200m
Section Times	1:24.53 [5] (0:14.30)	1:10.23 [1] (0:11.78)	0:58.45 [1] (0:11.99)	0:46.46 [1] (0:11.63)	0:34.83 [1] (0:11.10)	0:23.73 [1] (0:11.22)	0:12.51 [1] (0:12.51)
Average Speed [km/h]	50.5	61.2	60.2	61.8	64.4	64.3	57.5
Top Speed [km/h]	63.9	63.9	61.5	62.7	65.7	65.5	61.2
Avg. Dist. to Rail [m]	5.7	2.7	0.6	1.0	1.2	0.8	0.8
Avg. Stride Freq. [Hz]	2.3	2.4	2.3	2.3	2.4	2.4	2.3
Avg. Stride Length [m]	6.1	7.1	7.2	7.5	7.5	7.3	6.8



- [] Ranking at each section and finish
- .-.- No data available at this section
- NA No data available



Horse/Jockey Name	Headley Grange
Final Rank	6
Fastest Section Time (Section)	0:10.97 (600m)
Top Speed [km/h] (Section)	67.4 (600m)
Race State	Finished



Eagle Farm QLD Professional
 Race 4: JOHNS LYNG GROUP QTIS Three-Year-Old
 BENCHMARK 65 Handicap - 1400m

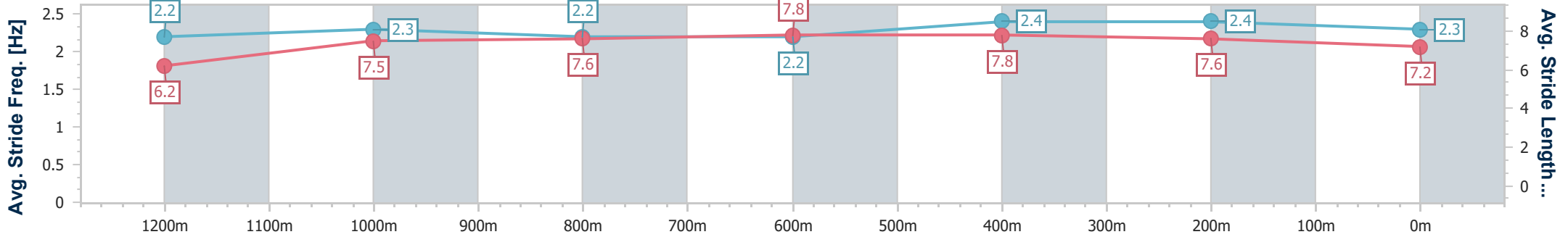
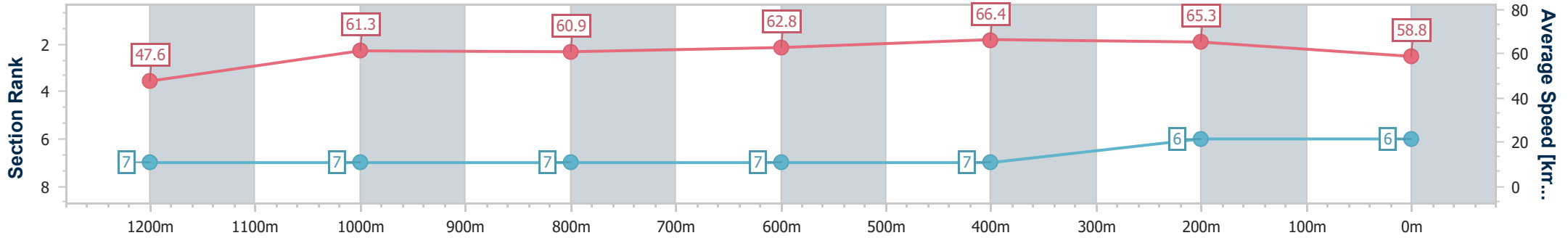
25 October 2023 - 14:30

Track Rating: Good 4, Weather: Fine, Rail Position: +10m Entire



BRISBANE
 RACING CLUB

Section	Overall	1200m	1000m	800m	600m	400m	200m
Section Times	1:24.64 [6] (0:15.19)	1:09.45 [7] (0:11.74)	0:57.71 [7] (0:11.93)	0:45.78 [7] (0:11.57)	0:34.21 [7] (0:10.97)	0:23.24 [7] (0:11.03)	0:12.21 [6] (0:12.21)
Average Speed [km/h]	47.6	61.3	60.9	62.8	66.4	65.3	58.8
Top Speed [km/h]	60.6	62.2	61.9	64.3	67.4	66.7	62.6
Avg. Dist. to Rail [m]	6.3	2.8	1.7	1.5	2.4	5.7	4.7
Avg. Stride Freq. [Hz]	2.2	2.3	2.2	2.2	2.4	2.4	2.3
Avg. Stride Length [m]	6.2	7.5	7.6	7.8	7.8	7.6	7.2



- [] Ranking at each section and finish
- .-.- No data available at this section
- NA No data available



Horse/Jockey Name	Top Fun
Final Rank	7
Fastest Section Time (Section)	0:11.18 (600m)
Top Speed [km/h] (Section)	65.2 (600m)
Race State	Finished

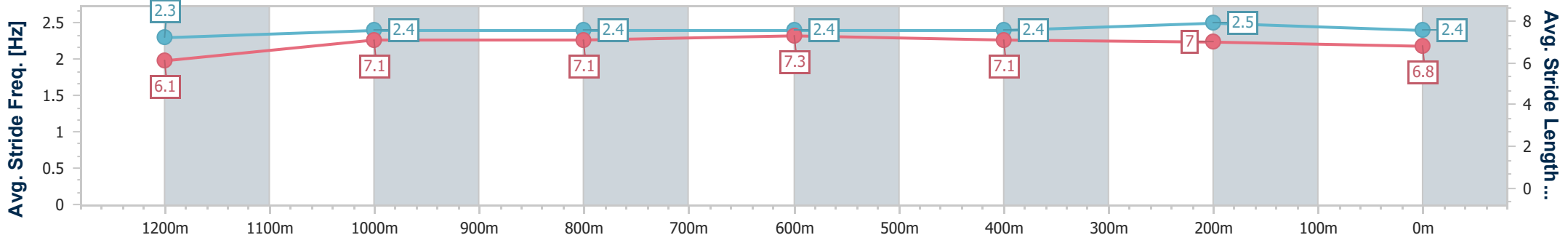
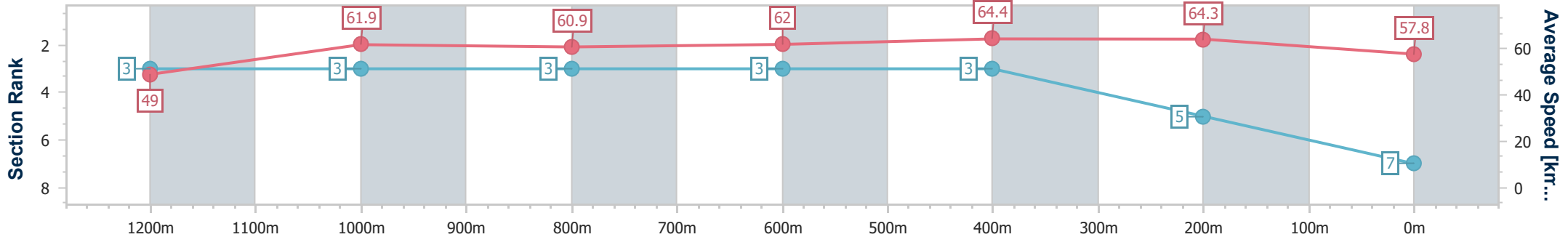


Eagle Farm QLD Professional
 Race 4: JOHNS LYNG GROUP QTIS Three-Year-Old
 BENCHMARK 65 Handicap - 1400m
 25 October 2023 - 14:30
 Track Rating: Good 4, Weather: Fine, Rail Position: +10m Entire



BRISBANE
 RACING CLUB

Section	Overall	1200m	1000m	800m	600m	400m	200m
Section Times	1:24.77 [7] (0:14.75)	1:10.02 [3] (0:11.64)	0:58.38 [3] (0:11.98)	0:46.40 [3] (0:11.60)	0:34.80 [3] (0:11.18)	0:23.62 [3] (0:11.23)	0:12.39 [5] (0:12.39)
Average Speed [km/h]	49.0	61.9	60.9	62.0	64.4	64.3	57.8
Top Speed [km/h]	62.2	63.1	62.1	63.6	65.2	65.2	62.3
Avg. Dist. to Rail [m]	2.7	2.0	1.6	0.5	0.3	0.8	2.0
Avg. Stride Freq. [Hz]	2.3	2.4	2.4	2.4	2.4	2.5	2.4
Avg. Stride Length [m]	6.1	7.1	7.1	7.3	7.1	7.0	6.8



- [] Ranking at each section and finish
- .-.- No data available at this section
- NA No data available