



Eagle Farm QLD Professional

Race 8: LADBROKE IT! BENCHMARK 70 Handicap - 1800m

25 October 2023 - 17:10



BRISBANE
RACING CLUB

Track Rating: Good 4, Weather: Fine, Rail Position: +10m Entire

Section		Overall	1600m	1400m	1200m	1000m	800m	600m	Last 600m				
Field Times		1:49.99 (0:14.24)	1:35.75 (0:12.37)	1:23.38 (0:12.19)	1:11.19 (0:11.57)	0:59.62 (0:11.92)	0:47.70 (0:11.53)	0:36.17 (0:11.57)	0:36.17				
Rank	TAB Horse/Jockey	Barrier	Top Speed [km/h]	Fastest Section									Distance Travelled [m]
1	6 NOBLE CAT Martin Harley	3	64.2 600m	0:11.40 600m	1:49.99 [1] (0:14.96)	1:35.03 [7] (0:12.32)	1:22.71 [7] (0:12.23)	1:10.48 [7] (0:11.86)	0:58.62 [6] (0:11.88)	0:46.74 [6] (0:11.63)	0:35.11 [6] (0:11.40)	0:35.11	
2	2 MONTABOT Ben Thompson	7	66.0 400m	0:11.27 400m	1:50.00 [2] (0:15.07)	1:34.93 [8] (0:12.25)	1:22.68 [8] (0:12.22)	1:10.46 [8] (0:12.05)	0:58.41 [9] (0:12.02)	0:46.39 [9] (0:11.59)	0:34.80 [9] (0:11.33)	0:34.80	+3
3	13 HOSTAGE OF WAR Melea Castle	5	64.1 1200m	0:11.53 800m	1:50.06 [3] (0:14.24)	1:35.82 [1] (0:12.37)	1:23.45 [1] (0:12.19)	1:11.26 [1] (0:11.57)	0:59.69 [1] (0:11.92)	0:47.77 [1] (0:11.53)	0:36.24 [1] (0:11.57)	0:36.24	-3
4	8 RAGING POLE Angela Jones	2	64.1 400m	0:11.50 800m	1:50.07 [4] (0:14.73)	1:35.34 [4] (0:12.22)	1:23.12 [4] (0:12.15)	1:10.97 [4] (0:11.73)	0:59.24 [3] (0:11.95)	0:47.29 [3] (0:11.50)	0:35.79 [2] (0:11.60)	0:35.79	-5
5	12 HIGHLAND CATHEDRAL Damien Thornton	6	65.1 400m	0:11.42 400m	1:50.27 [5] (0:14.45)	1:35.82 [2] (0:12.36)	1:23.46 [2] (0:12.19)	1:11.27 [3] (0:11.84)	0:59.43 [4] (0:12.16)	0:47.27 [4] (0:11.65)	0:35.62 [4] (0:11.49)	0:35.62	+11
6	3 LUCKY EXCHANGE Les Tilley	12	64.4 800m	0:11.35 600m	1:50.28 [6] (0:15.28)	1:35.00 [9] (0:12.30)	1:22.70 [9] (0:12.20)	1:10.50 [9] (0:11.80)	0:58.70 [8] (0:11.87)	0:46.83 [8] (0:11.57)	0:35.26 [7] (0:11.35)	0:35.26	-1
7	5 MIGHTY WILLIE James Orman	4	64.9 600m	0:11.44 600m	1:50.49 [7] (0:14.79)	1:35.70 [5] (0:12.40)	1:23.30 [5] (0:12.12)	1:11.18 [5] (0:11.82)	0:59.36 [5] (0:12.09)	0:47.27 [5] (0:11.63)	0:35.64 [5] (0:11.44)	0:35.64	+2
8	9 ROSE OF DUPORTH Robbie Dolan	9	65.5 600m	0:11.42 600m	1:50.66 [8] (0:14.96)	1:35.70 [6] (0:12.32)	1:23.38 [6] (0:12.20)	1:11.18 [6] (0:11.92)	0:59.26 [7] (0:11.97)	0:47.29 [7] (0:11.69)	0:35.60 [8] (0:11.42)	0:35.60	+9
9	4 SVINDAL Michael Cahill	8	63.8 1200m	0:11.66 1200m	1:51.70 [9] (0:14.61)	1:37.09 [3] (0:12.26)	1:24.83 [3] (0:11.98)	1:12.85 [2] (0:11.66)	1:01.19 [2] (0:12.12)	0:49.07 [2] (0:11.69)	0:37.38 [3] (0:11.77)	0:37.38	+4

Scratched: Security Advisor (#10), Intuition (#1), Bedford Square (#11), Dhakuri (#7)

[] Ranking at each section and finish
 -:-:- No data available at this section
 NA No data available

SCN Saddle cloth number
 DNF Did not finish
 DNT Did not track



Eagle Farm QLD Professional

Race 8: LADBROKE IT! BENCHMARK 70 Handicap - 1800m

25 October 2023 - 17:10



BRISBANE
RACING CLUB

Track Rating: Good 4, Weather: Fine, Rail Position: +10m Entire

Section				400m	200m			Last 600m			
Field Times				0:24.60 (0:11.97)	0:12.63 (0:12.63)			0:36.17			
Rank	TAB	Horse/Jockey	Barrier	Top Speed [km/h]	Fastest Section	Margin				Distance Travelled [m]	
1	6	NOBLE CAT Martin Harley	3	64.2 600m	0:11.40 600m	0:23.71 [5] (0:11.45)	0:12.26 [4] (0:12.26)	1:49.99		0:35.11	
2	2	MONTABOT Ben Thompson	7	66.0 400m	0:11.27 400m	0:23.47 [9] (0:11.27)	0:12.20 [5] (0:12.20)	0.08L		0:34.80	+3
3	13	HOSTAGE OF WAR Melea Castle	5	64.1 1200m	0:11.53 800m	0:24.67 [1] (0:11.97)	0:12.70 [1] (0:12.70)	0.41L		0:36.24	-3
4	8	RAGING POLE Angela Jones	2	64.1 400m	0:11.50 800m	0:24.19 [2] (0:11.53)	0:12.66 [2] (0:12.66)	0.5L		0:35.79	-5
5	12	HIGHLAND CATHEDRAL Damien Thornton	6	65.1 400m	0:11.42 400m	0:24.13 [4] (0:11.42)	0:12.71 [3] (0:12.71)	1.66L		0:35.62	+11
6	3	LUCKY EXCHANGE Les Tilley	12	64.4 800m	0:11.35 600m	0:23.91 [7] (0:11.60)	0:12.31 [8] (0:12.31)	1.74L		0:35.26	-1
7	5	MIGHTY WILLIE James Orman	4	64.9 600m	0:11.44 600m	0:24.20 [6] (0:11.53)	0:12.67 [6] (0:12.67)	2.94L		0:35.64	+2
8	9	ROSE OF DUPORTH Robbie Dolan	9	65.5 600m	0:11.42 600m	0:24.18 [8] (0:11.42)	0:12.76 [7] (0:12.76)	3.93L		0:35.60	+9
9	4	SVINDAL Michael Cahill	8	63.8 1200m	0:11.66 1200m	0:25.61 [3] (0:12.04)	0:13.57 [9] (0:13.57)	10.08L		0:37.38	+4

Scratched: Security Advisor (#10), Intuition (#1), Bedford Square (#11), Dhakuri (#7)



Horse/Jockey Name	Noble Cat
Final Rank	1
Fastest Section Time (Section)	0:11.40 (600m)
Top Speed [km/h] (Section)	64.2 (600m)
Race State	Finished



Eagle Farm QLD Professional

Race 8: LADBROKE IT! BENCHMARK 70 Handicap - 1800m

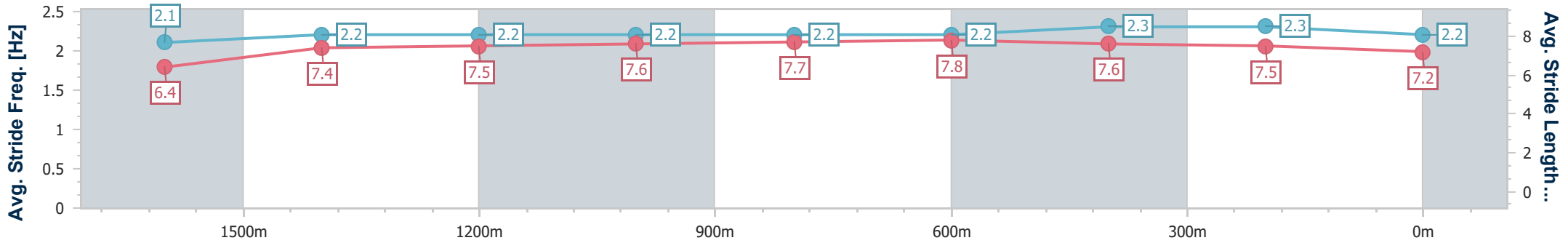
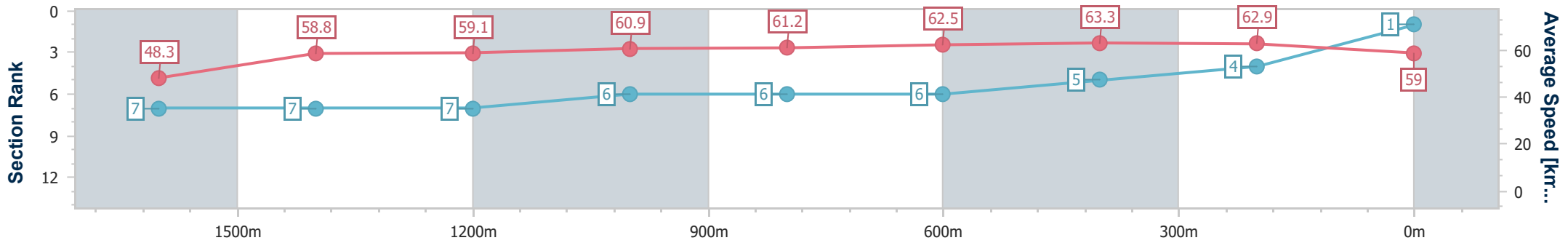
25 October 2023 - 17:10

Track Rating: Good 4, Weather: Fine, Rail Position: +10m Entire



BRISBANE RACING CLUB

Section	Overall	1600m	1400m	1200m	1000m	800m	600m	400m	200m
Section Times	1:49.99 [1] (0:14.96)	1:35.03 [7] (0:12.32)	1:22.71 [7] (0:12.23)	1:10.48 [7] (0:11.86)	0:58.62 [6] (0:11.88)	0:46.74 [6] (0:11.63)	0:35.11 [6] (0:11.40)	0:23.71 [5] (0:11.45)	0:12.26 [4] (0:12.26)
Average Speed [km/h]	48.3	58.8	59.1	60.9	61.2	62.5	63.3	62.9	59.0
Top Speed [km/h]	58.9	59.6	60.4	62.2	61.7	63.5	64.2	64.0	61.2
Avg. Dist. to Rail [m]	1.8	2.6	3.0	2.7	2.0	1.8	0.5	1.8	1.7
Avg. Stride Freq. [Hz]	2.1	2.2	2.2	2.2	2.2	2.2	2.3	2.3	2.2
Avg. Stride Length [m]	6.4	7.4	7.5	7.6	7.7	7.8	7.6	7.5	7.2



- [] Ranking at each section and finish
- .-.- No data available at this section
- NA No data available



Horse/Jockey Name	Montabot
Final Rank	2
Fastest Section Time (Section)	0:11.27 (400m)
Top Speed [km/h] (Section)	66.0 (400m)
Race State	Finished



Eagle Farm QLD Professional

Race 8: LADBROKE IT! BENCHMARK 70 Handicap - 1800m

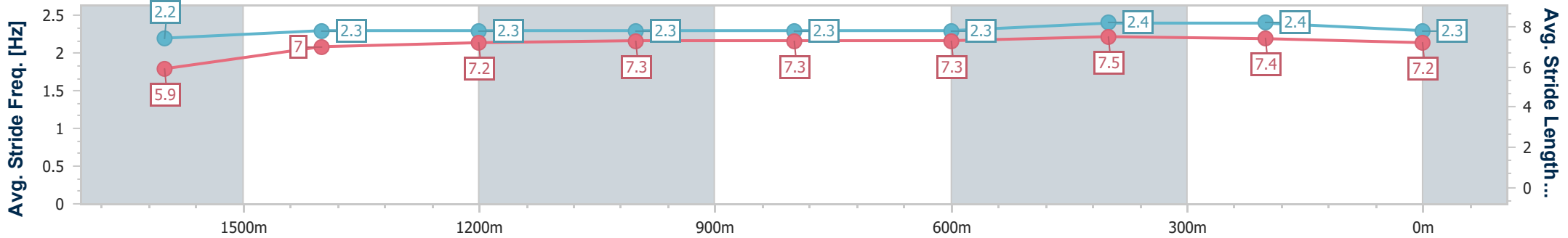
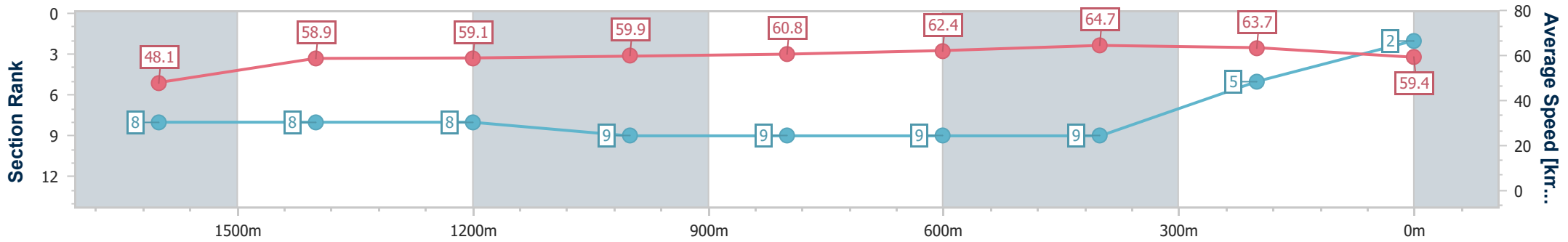
25 October 2023 - 17:10

Track Rating: Good 4, Weather: Fine, Rail Position: +10m Entire



BRISBANE RACING CLUB

Section	Overall	1600m	1400m	1200m	1000m	800m	600m	400m	200m
Section Times	1:50.00 [2] (0:15.07)	1:34.93 [8] (0:12.25)	1:22.68 [8] (0:12.22)	1:10.46 [8] (0:12.05)	0:58.41 [9] (0:12.02)	0:46.39 [9] (0:11.59)	0:34.80 [9] (0:11.33)	0:23.47 [9] (0:11.27)	0:12.20 [5] (0:12.20)
Average Speed [km/h]	48.1	58.9	59.1	59.9	60.8	62.4	64.7	63.7	59.4
Top Speed [km/h]	60.2	60.1	59.7	60.4	61.9	65.7	65.9	66.0	61.9
Avg. Dist. to Rail [m]	3.4	1.1	1.8	2.8	2.8	1.9	3.6	7.1	6.4
Avg. Stride Freq. [Hz]	2.2	2.3	2.3	2.3	2.3	2.3	2.4	2.4	2.3
Avg. Stride Length [m]	5.9	7.0	7.2	7.3	7.3	7.3	7.5	7.4	7.2



- [] Ranking at each section and finish
- .-.- No data available at this section
- NA No data available



Horse/Jockey Name	Hostage Of War
Final Rank	3
Fastest Section Time (Section)	0:11.53 (800m)
Top Speed [km/h] (Section)	64.1 (1200m)
Race State	Finished



Eagle Farm QLD Professional

Race 8: LADBROKE IT! BENCHMARK 70 Handicap - 1800m

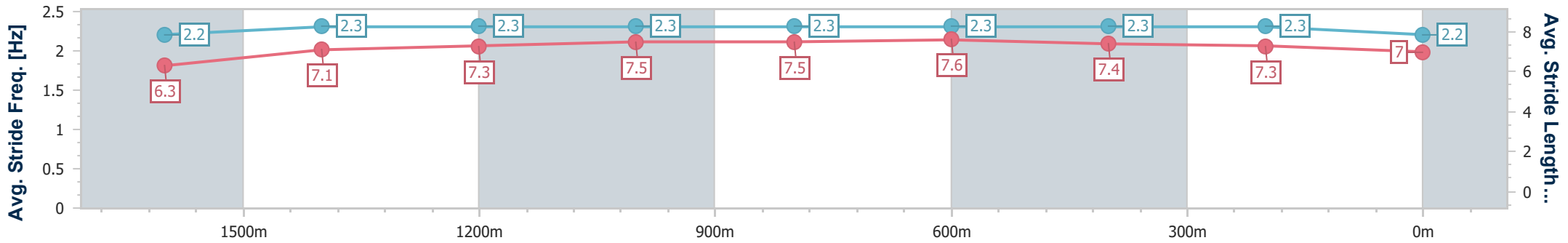
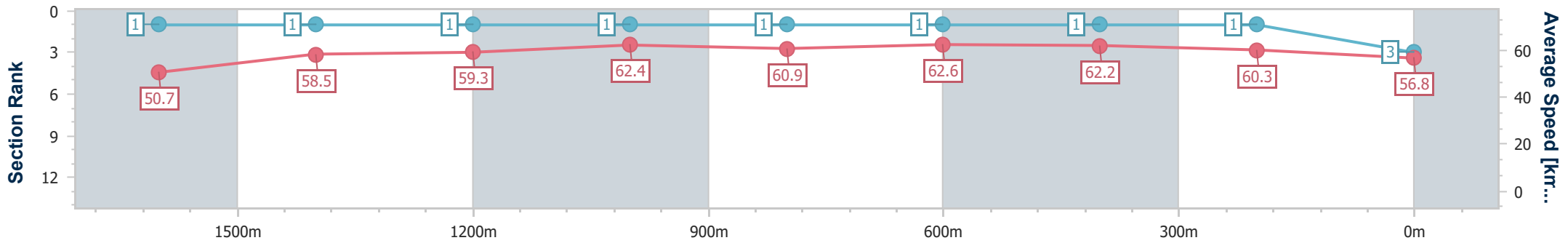
25 October 2023 - 17:10

Track Rating: Good 4, Weather: Fine, Rail Position: +10m Entire



BRISBANE RACING CLUB

Section	Overall	1600m	1400m	1200m	1000m	800m	600m	400m	200m
Section Times	1:50.06 [3] (0:14.24)	1:35.82 [1] (0:12.37)	1:23.45 [1] (0:12.19)	1:11.26 [1] (0:11.57)	0:59.69 [1] (0:11.92)	0:47.77 [1] (0:11.53)	0:36.24 [1] (0:11.57)	0:24.67 [1] (0:11.97)	0:12.70 [1] (0:12.70)
Average Speed [km/h]	50.7	58.5	59.3	62.4	60.9	62.6	62.2	60.3	56.8
Top Speed [km/h]	60.4	59.3	60.5	64.1	62.1	63.3	63.4	61.7	58.9
Avg. Dist. to Rail [m]	2.7	1.7	1.7	2.0	1.6	0.8	0.2	0.4	0.2
Avg. Stride Freq. [Hz]	2.2	2.3	2.3	2.3	2.3	2.3	2.3	2.3	2.2
Avg. Stride Length [m]	6.3	7.1	7.3	7.5	7.5	7.6	7.4	7.3	7.0



- [] Ranking at each section and finish
- .-.- No data available at this section
- NA No data available



Horse/Jockey Name	Raging Pole
Final Rank	4
Fastest Section Time (Section)	0:11.50 (800m)
Top Speed [km/h] (Section)	64.1 (400m)
Race State	Finished



Eagle Farm QLD Professional

Race 8: LADBROKE IT! BENCHMARK 70 Handicap - 1800m

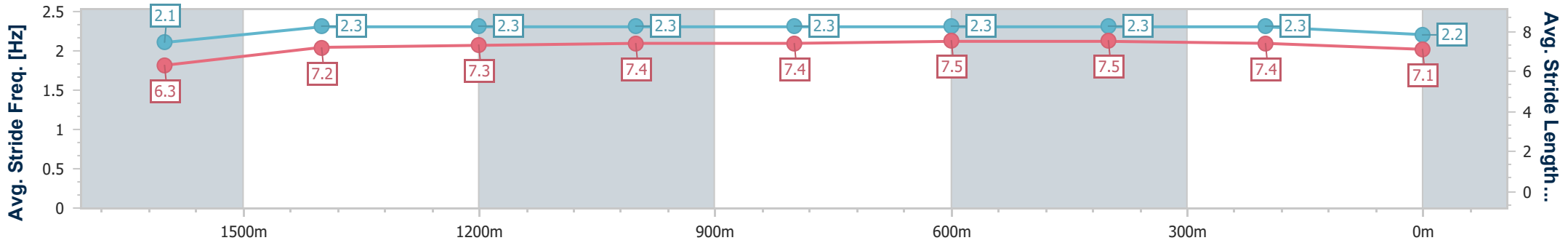
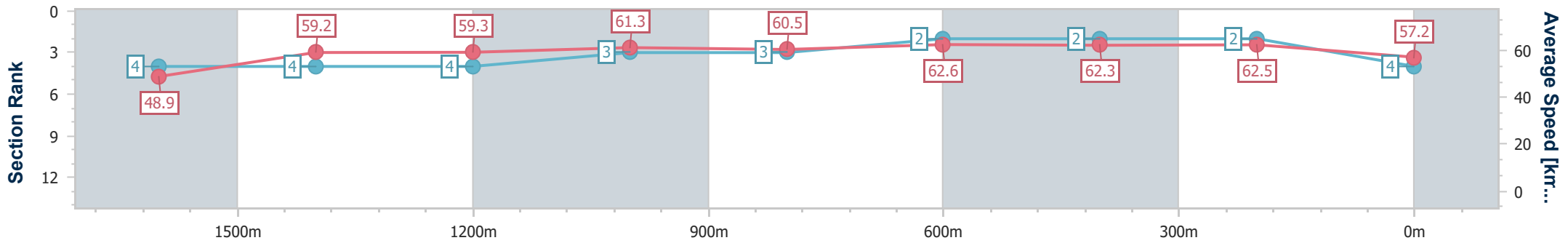
25 October 2023 - 17:10

Track Rating: Good 4, Weather: Fine, Rail Position: +10m Entire



BRISBANE RACING CLUB

Section	Overall	1600m	1400m	1200m	1000m	800m	600m	400m	200m
Section Times	1:50.07 [4] (0:14.73)	1:35.34 [4] (0:12.22)	1:23.12 [4] (0:12.15)	1:10.97 [4] (0:11.73)	0:59.24 [3] (0:11.95)	0:47.29 [3] (0:11.50)	0:35.79 [2] (0:11.60)	0:24.19 [2] (0:11.53)	0:12.66 [2] (0:12.66)
Average Speed [km/h]	48.9	59.2	59.3	61.3	60.5	62.6	62.3	62.5	57.2
Top Speed [km/h]	58.6	59.6	59.9	63.2	61.2	64.1	63.6	64.1	60.0
Avg. Dist. to Rail [m]	1.1	0.6	1.0	1.3	0.6	0.3	0.7	2.2	3.6
Avg. Stride Freq. [Hz]	2.1	2.3	2.3	2.3	2.3	2.3	2.3	2.3	2.2
Avg. Stride Length [m]	6.3	7.2	7.3	7.4	7.4	7.5	7.5	7.4	7.1



- [] Ranking at each section and finish
- .-.- No data available at this section
- NA No data available



Horse/Jockey Name	Highland Cathedral
Final Rank	5
Fastest Section Time (Section)	0:11.42 (400m)
Top Speed [km/h] (Section)	65.1 (400m)
Race State	Finished



Eagle Farm QLD Professional

Race 8: LADBROKE IT! BENCHMARK 70 Handicap - 1800m

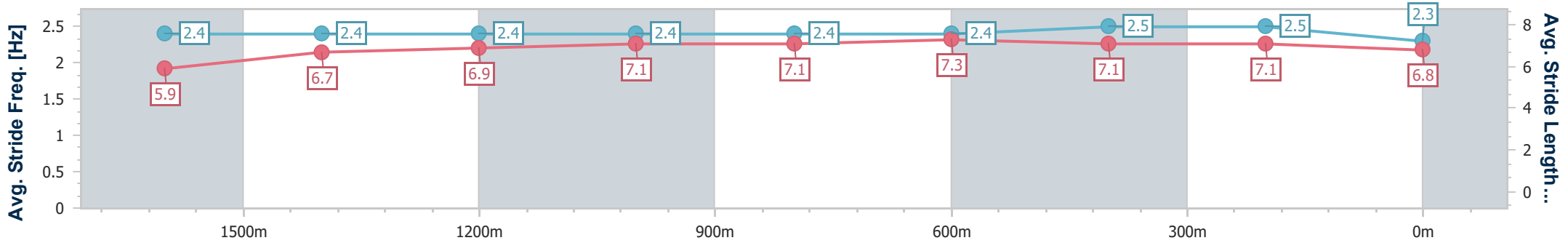
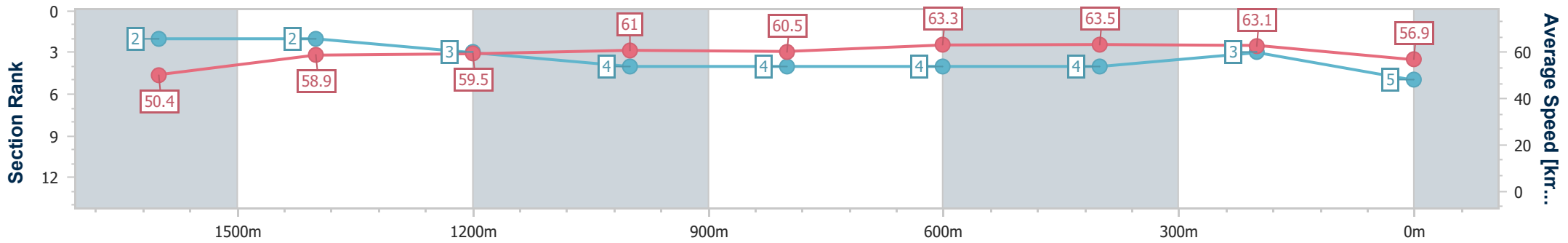
25 October 2023 - 17:10

Track Rating: Good 4, Weather: Fine, Rail Position: +10m Entire



BRISBANE RACING CLUB

Section	Overall	1600m	1400m	1200m	1000m	800m	600m	400m	200m
Section Times	1:50.27 [5] (0:14.45)	1:35.82 [2] (0:12.36)	1:23.46 [2] (0:12.19)	1:11.27 [3] (0:11.84)	0:59.43 [4] (0:12.16)	0:47.27 [4] (0:11.65)	0:35.62 [4] (0:11.49)	0:24.13 [4] (0:11.42)	0:12.71 [3] (0:12.71)
Average Speed [km/h]	50.4	58.9	59.5	61.0	60.5	63.3	63.5	63.1	56.9
Top Speed [km/h]	59.2	60.4	60.6	62.3	61.8	64.9	65.0	65.1	60.3
Avg. Dist. to Rail [m]	4.1	4.2	4.8	4.3	5.0	4.8	3.2	4.3	4.5
Avg. Stride Freq. [Hz]	2.4	2.4	2.4	2.4	2.4	2.4	2.5	2.5	2.3
Avg. Stride Length [m]	5.9	6.7	6.9	7.1	7.1	7.3	7.1	7.1	6.8



- [] Ranking at each section and finish
- .-.- No data available at this section
- NA No data available



Horse/Jockey Name	Lucky Exchange
Final Rank	6
Fastest Section Time (Section)	0:11.35 (600m)
Top Speed [km/h] (Section)	64.4 (800m)
Race State	Finished



Eagle Farm QLD Professional

Race 8: LADBROKE IT! BENCHMARK 70 Handicap - 1800m

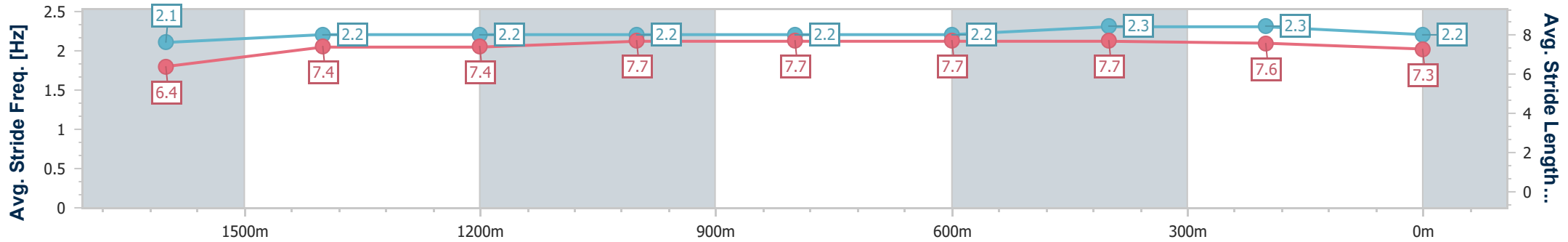
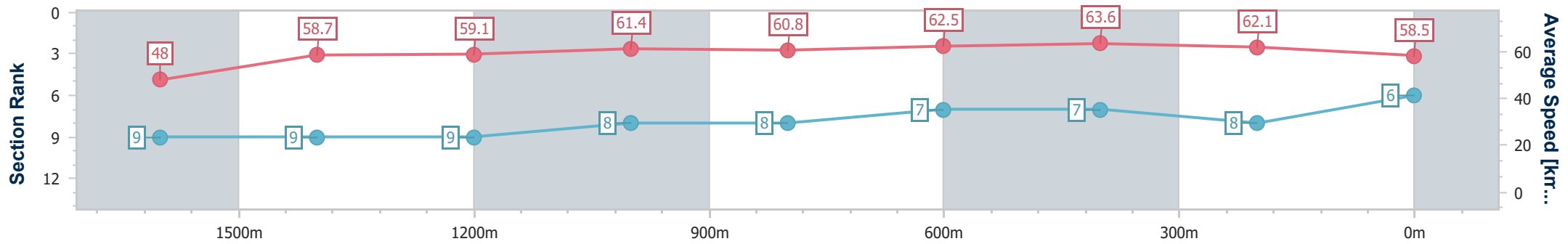
25 October 2023 - 17:10

Track Rating: Good 4, Weather: Fine, Rail Position: +10m Entire



BRISBANE RACING CLUB

Section	Overall	1600m	1400m	1200m	1000m	800m	600m	400m	200m
Section Times	1:50.28 [6] (0:15.28)	1:35.00 [9] (0:12.30)	1:22.70 [9] (0:12.20)	1:10.50 [9] (0:11.80)	0:58.70 [8] (0:11.87)	0:46.83 [8] (0:11.57)	0:35.26 [7] (0:11.35)	0:23.91 [7] (0:11.60)	0:12.31 [8] (0:12.31)
Average Speed [km/h]	48.0	58.7	59.1	61.4	60.8	62.5	63.6	62.1	58.5
Top Speed [km/h]	58.8	59.7	60.1	61.9	62.2	64.4	64.2	63.9	61.7
Avg. Dist. to Rail [m]	6.6	1.7	1.3	1.5	0.8	1.4	0.9	4.3	5.1
Avg. Stride Freq. [Hz]	2.1	2.2	2.2	2.2	2.2	2.2	2.3	2.3	2.2
Avg. Stride Length [m]	6.4	7.4	7.4	7.7	7.7	7.7	7.7	7.6	7.3



- [] Ranking at each section and finish
- .-.- No data available at this section
- NA No data available



Horse/Jockey Name	Mighty Willie
Final Rank	7
Fastest Section Time (Section)	0:11.44 (600m)
Top Speed [km/h] (Section)	64.9 (600m)
Race State	Finished



Eagle Farm QLD Professional

Race 8: LADBROKE IT! BENCHMARK 70 Handicap - 1800m

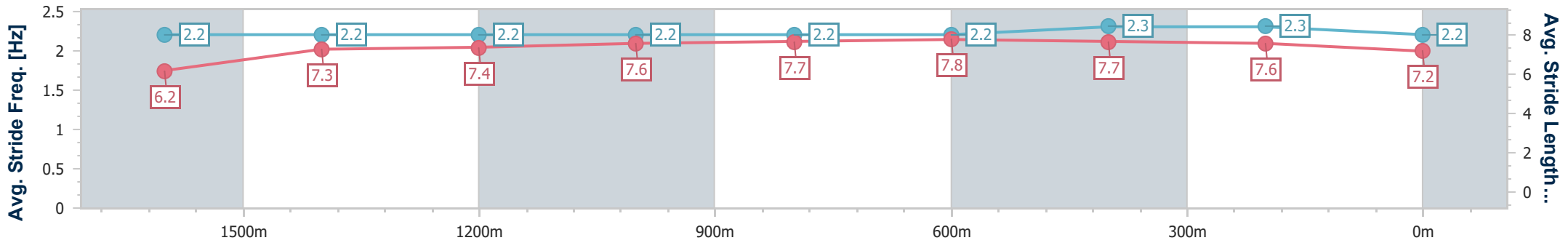
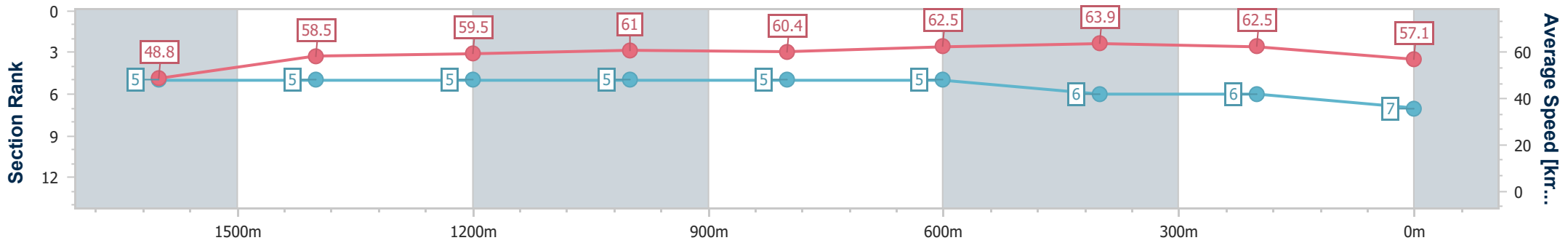
25 October 2023 - 17:10

Track Rating: Good 4, Weather: Fine, Rail Position: +10m Entire



BRISBANE RACING CLUB

Section	Overall	1600m	1400m	1200m	1000m	800m	600m	400m	200m
Section Times	1:50.49 [7] (0:14.79)	1:35.70 [5] (0:12.40)	1:23.30 [5] (0:12.12)	1:11.18 [5] (0:11.82)	0:59.36 [5] (0:12.09)	0:47.27 [5] (0:11.63)	0:35.64 [5] (0:11.44)	0:24.20 [6] (0:11.53)	0:12.67 [6] (0:12.67)
Average Speed [km/h]	48.8	58.5	59.5	61.0	60.4	62.5	63.9	62.5	57.1
Top Speed [km/h]	59.1	59.3	61.1	62.4	61.6	63.9	64.9	63.8	60.4
Avg. Dist. to Rail [m]	2.0	2.1	2.4	2.7	2.5	2.6	2.4	4.3	4.5
Avg. Stride Freq. [Hz]	2.2	2.2	2.2	2.2	2.2	2.2	2.2	2.3	2.2
Avg. Stride Length [m]	6.2	7.3	7.4	7.6	7.7	7.8	7.7	7.6	7.2



- [] Ranking at each section and finish
- .-.- No data available at this section
- NA No data available



Horse/Jockey Name	Rose Of Duporth
Final Rank	8
Fastest Section Time (Section)	0:11.42 (600m)
Top Speed [km/h] (Section)	65.5 (600m)
Race State	Finished



Eagle Farm QLD Professional

Race 8: LADBROKE IT! BENCHMARK 70 Handicap - 1800m

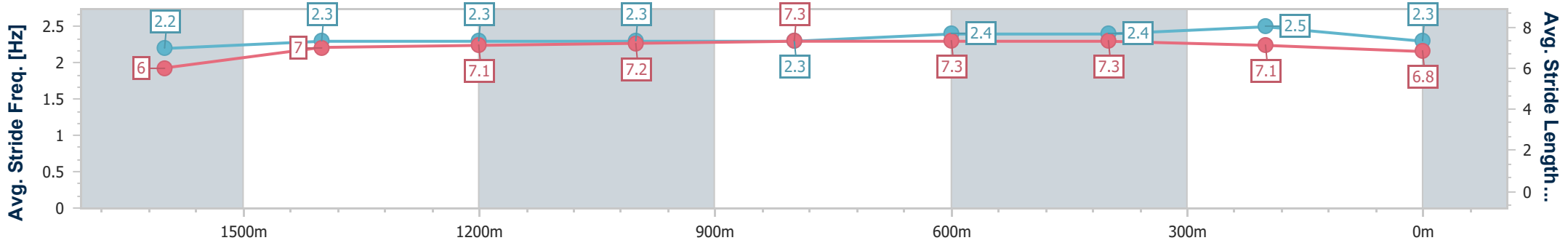
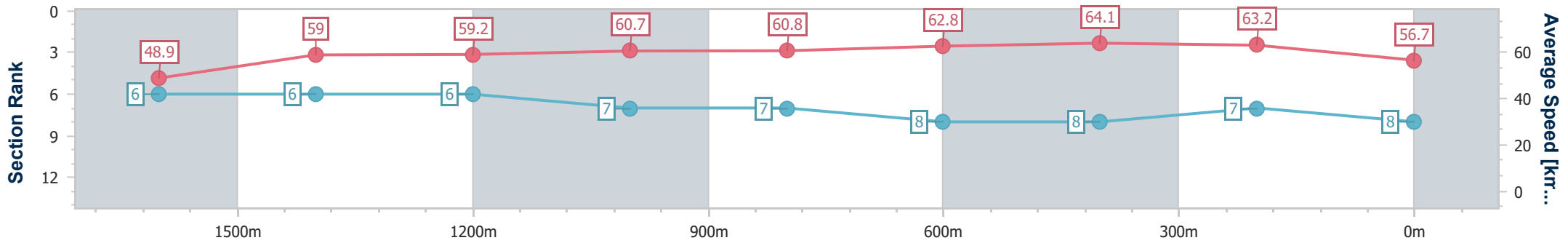
25 October 2023 - 17:10

Track Rating: Good 4, Weather: Fine, Rail Position: +10m Entire



BRISBANE RACING CLUB

Section	Overall	1600m	1400m	1200m	1000m	800m	600m	400m	200m
Section Times	1:50.66 [8] (0:14.96)	1:35.70 [6] (0:12.32)	1:23.38 [6] (0:12.20)	1:11.18 [6] (0:11.92)	0:59.26 [7] (0:11.97)	0:47.29 [7] (0:11.69)	0:35.60 [8] (0:11.42)	0:24.18 [8] (0:11.42)	0:12.76 [7] (0:12.76)
Average Speed [km/h]	48.9	59.0	59.2	60.7	60.8	62.8	64.1	63.2	56.7
Top Speed [km/h]	59.8	60.0	59.9	61.3	61.7	65.0	65.5	65.4	61.1
Avg. Dist. to Rail [m]	6.1	3.5	3.4	2.9	2.7	4.1	4.0	6.4	5.8
Avg. Stride Freq. [Hz]	2.2	2.3	2.3	2.3	2.3	2.4	2.4	2.5	2.3
Avg. Stride Length [m]	6.0	7.0	7.1	7.2	7.3	7.3	7.3	7.1	6.8



- [] Ranking at each section and finish
- .-.- No data available at this section
- NA No data available



Horse/Jockey Name	Svindal
Final Rank	9
Fastest Section Time (Section)	0:11.66 (1200m)
Top Speed [km/h] (Section)	63.8 (1200m)
Race State	Finished



Eagle Farm QLD Professional

Race 8: LADBROKE IT! BENCHMARK 70 Handicap - 1800m

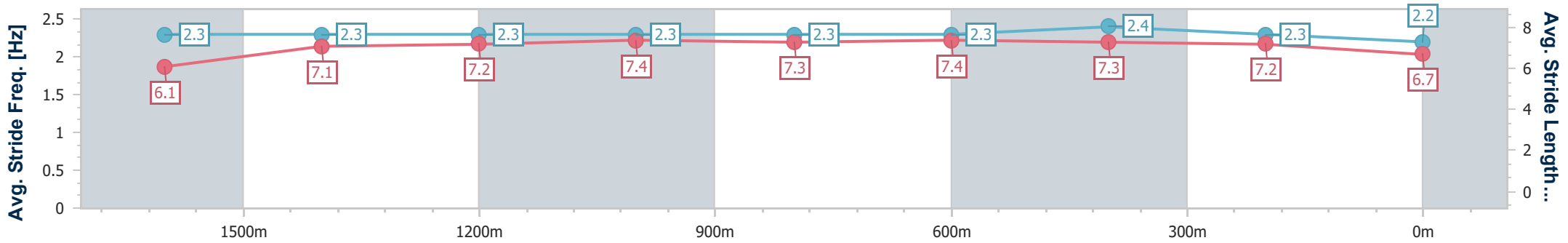
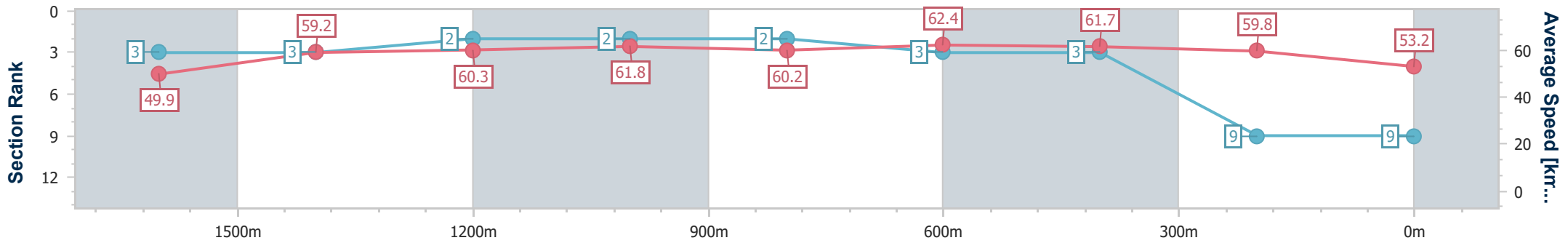
25 October 2023 - 17:10

Track Rating: Good 4, Weather: Fine, Rail Position: +10m Entire



BRISBANE RACING CLUB

Section	Overall	1600m	1400m	1200m	1000m	800m	600m	400m	200m
Section Times	1:51.70 [9] (0:14.61)	1:37.09 [3] (0:12.26)	1:24.83 [3] (0:11.98)	1:12.85 [2] (0:11.66)	1:01.19 [2] (0:12.12)	0:49.07 [2] (0:11.69)	0:37.38 [3] (0:11.77)	0:25.61 [3] (0:12.04)	0:13.57 [9] (0:13.57)
Average Speed [km/h]	49.9	59.2	60.3	61.8	60.2	62.4	61.7	59.8	53.2
Top Speed [km/h]	59.4	59.6	61.9	63.8	61.3	63.7	62.8	61.8	57.4
Avg. Dist. to Rail [m]	5.1	2.7	2.8	2.7	2.4	2.6	2.6	3.3	2.6
Avg. Stride Freq. [Hz]	2.3	2.3	2.3	2.3	2.3	2.3	2.4	2.3	2.2
Avg. Stride Length [m]	6.1	7.1	7.2	7.4	7.3	7.4	7.3	7.2	6.7



- [] Ranking at each section and finish
- .-.- No data available at this section
- NA No data available