

27 October 2023 - 18:56

Track Rating: Good 4, Weather: Overcast, Rail Position: +3m

Section		Overall	1400m	1200m	1000m	800m	600m	400m	Last 600m					
Field Times		1:39.96 (0:13.43)	1:26.53 (0:11.35)	1:15.18 (0:12.61)	1:02.57 (0:13.00)	0:49.57 (0:13.00)	0:36.57 (0:12.38)	0:24.19 (0:11.99)	0:36.57					
Rank	TAB Horse/Jockey	Barrier	Top Speed [km/h]	Fastest Section										Distance Travelled [m]
1	16 PROSPERINA Mark Du Plessis	4	63.5 400m	0:11.45 400m	1:39.96 [1] (0:13.90)	1:26.06 [10] (0:11.87)	1:14.19 [9] (0:12.71)	1:01.48 [10] (0:12.69)	0:48.79 [8] (0:12.90)	0:35.89 [7] (0:12.34)	0:23.55 [7] (0:11.45)	0:35.89		
2	7 PAIRING Nozi Tomizawa	5	63.9 1400m	0:11.60 400m	1:39.97 [2] (0:13.83)	1:26.14 [8] (0:11.67)	1:14.47 [7] (0:12.44)	1:02.03 [6] (0:12.85)	0:49.18 [5] (0:13.06)	0:36.12 [5] (0:12.31)	0:23.81 [3] (0:11.60)	0:36.12	+2	
3	2 DAWN PARTY Justin Huxtable	12	65.2 1400m	0:11.49 1400m	1:40.15 [3] (0:13.55)	1:26.60 [3] (0:11.49)	1:15.11 [2] (0:12.54)	1:02.57 [2] (0:13.00)	0:49.57 [2] (0:13.05)	0:36.52 [3] (0:12.42)	0:24.10 [2] (0:11.73)	0:36.52	-1	
4	9 REVIEWS Anthony Allen	10	64.9 Overall	0:11.78 1400m	1:40.25 [4] (0:13.43)	1:26.82 [1] (0:11.78)	1:15.04 [3] (0:12.61)	1:02.43 [5] (0:12.94)	0:49.49 [4] (0:13.02)	0:36.47 [4] (0:12.41)	0:24.06 [4] (0:11.80)	0:36.47	-1	
5	4 HOW YA BEEN ANYWAY Samantha Collett	2	64.0 Overall	0:11.71 400m	1:40.30 [5] (0:13.64)	1:26.66 [4] (0:11.80)	1:14.86 [6] (0:12.67)	1:02.19 [7] (0:13.02)	0:49.17 [7] (0:13.02)	0:36.15 [9] (0:12.22)	0:23.93 [6] (0:11.71)	0:36.15	-1	
6	12 VACATION LEAVE Karl Zechner	1	63.2 Overall	0:11.80 400m	1:40.40 [6] (0:13.65)	1:26.75 [5] (0:11.88)	1:14.87 [8] (0:12.62)	1:02.25 [8] (0:13.02)	0:49.23 [9] (0:12.94)	0:36.29 [8] (0:12.36)	0:23.93 [9] (0:11.80)	0:36.29	-6	
7	11 PLEADEEL Micheal Hellyer	13	64.7 Overall	0:11.62 400m	1:40.44 [7] (0:14.09)	1:26.35 [12] (0:11.83)	1:14.52 [11] (0:12.67)	1:01.85 [11] (0:12.76)	0:49.09 [10] (0:12.93)	0:36.16 [10] (0:12.26)	0:23.90 [10] (0:11.62)	0:36.16	+0	
8	5 LUCIFER THE CAT Jaden Lloyd	3	64.2 Overall	0:11.65 400m	1:40.49 [8] (0:13.88)	1:26.61 [9] (0:11.93)	1:14.68 [10] (0:12.66)	1:02.02 [9] (0:12.92)	0:49.10 [11] (0:12.95)	0:36.15 [11] (0:12.22)	0:23.93 [11] (0:11.65)	0:36.15	-5	
9	10 SON OF SATONO Todd Banks	7	68.2 1400m	0:11.00 1400m	1:40.88 [9] (0:13.78)	1:27.10 [7] (0:11.00)	1:16.10 [1] (0:12.61)	1:03.49 [1] (0:13.00)	0:50.49 [1] (0:13.00)	0:37.49 [1] (0:12.38)	0:25.11 [1] (0:12.02)	0:37.49	-3	
10	8 PRIDE OF PASSION Luke Tarrant	6	64.9 Overall	0:11.81 1400m	1:41.18 [10] (0:13.46)	1:27.72 [2] (0:11.81)	1:15.91 [4] (0:12.55)	1:03.36 [4] (0:13.02)	0:50.34 [6] (0:13.02)	0:37.32 [6] (0:12.59)	0:24.73 [8] (0:11.96)	0:37.32	-6	

Scratched: Pretty Little Liar (#15), Wild Calm (#13), Charpat (#14), Paballo (#6)



**Sunshine Coast QLD Professional**  
**Race 3: HERVEY BAY HOTEL & RESORT Maiden Plate - 1600m**  
 27 October 2023 - 18:56



Track Rating: Good 4, Weather: Overcast, Rail Position: +3m

Section		Overall	1400m	1200m	1000m	800m	600m	400m	Last 600m					
Field Times		1:39.96 (0:13.43)	1:26.53 (0:11.35)	1:15.18 (0:12.61)	1:02.57 (0:13.00)	0:49.57 (0:13.00)	0:36.57 (0:12.38)	0:24.19 (0:11.99)	0:36.57					
Rank	TAB Horse/Jockey	Barrier	Top Speed [km/h]	Fastest Section										Distance Travelled [m]
11	1 AVARED Dale Smith	8	64.6 1400m	0:11.56 1400m	1:41.18 [11] (0:13.75)	1:27.43 [6] (0:11.56)	1:15.87 [5] (0:12.37)	1:03.50 [3] (0:12.90)	0:50.60 [3] (0:13.04)	0:37.56 [2] (0:12.59)	0:24.97 [5] (0:12.15)	0:37.56	+1	
12	3 FIT AND PROPER Boris Thornton	15	62.5 1400m	0:11.82 400m	1:41.45 [12] (0:14.06)	1:27.39 [11] (0:11.90)	1:15.49 [12] (0:12.75)	1:02.74 [12] (0:12.68)	0:50.06 [12] (0:12.97)	0:37.09 [12] (0:12.33)	0:24.76 [12] (0:11.82)	0:37.09	+4	

Scratched: Pretty Little Liar (#15), Wild Calm (#13), Charpat (#14), Paballo (#6)

[ ] Ranking at each section and finish  
 -:-:-:- No data available at this section  
 NA No data available

SCN Saddle cloth number  
 DNF Did not finish  
 DNT Did not track



# Sunshine Coast QLD Professional

## Race 3: HERVEY BAY HOTEL & RESORT Maiden Plate - 1600m



27 October 2023 - 18:56

Track Rating: Good 4, Weather: Overcast, Rail Position: +3m

Section							200m			Last 600m
Field Times							0:12.20			0:36.57
							(0:12.20)			
Rank	TAB	Horse/Jockey	Barrier	Top Speed [km/h]	Fastest Section	Margin			Distance Travelled [m]	
1	16	<b>PROSPERINA</b> Mark Du Plessis	4	63.5 400m	0:11.45 400m	0:12.10 [4] (0:12.10)	1:39.96		0:35.89	
2	7	<b>PAIRING</b> Nozi Tomizawa	5	63.9 1400m	0:11.60 400m	0:12.21 [1] (0:12.21)	0.1L		0:36.12 +2	
3	2	<b>DAWN PARTY</b> Justin Huxtable	12	65.2 1400m	0:11.49 1400m	0:12.37 [2] (0:12.37)	1.1L		0:36.52 -1	
4	9	<b>REVIEWS</b> Anthony Allen	10	64.9 Overall	0:11.78 1400m	0:12.26 [5] (0:12.26)	1.6L		0:36.47 -1	
5	4	<b>HOW YA BEEN ANYWAY</b> Samantha Collett	2	64.0 Overall	0:11.71 400m	0:12.22 [6] (0:12.22)	1.8L		0:36.15 -1	
6	12	<b>VACATION LEAVE</b> Karl Zechner	1	63.2 Overall	0:11.80 400m	0:12.13 [9] (0:12.13)	2.3L		0:36.29 -6	
7	11	<b>PLEADEEL</b> Micheal Hellyer	13	64.7 Overall	0:11.62 400m	0:12.28 [7] (0:12.28)	2.5L		0:36.16 +0	
8	5	<b>LUCIFER THE CAT</b> Jaden Lloyd	3	64.2 Overall	0:11.65 400m	0:12.28 [8] (0:12.28)	2.7L		0:36.15 -5	
9	10	<b>SON OF SATONO</b> Todd Banks	7	68.2 1400m	0:11.00 1400m	0:13.09 [3] (0:13.09)	5L		0:37.49 -3	
10	8	<b>PRIDE OF PASSION</b> Luke Tarrant	6	64.9 Overall	0:11.81 1400m	0:12.77 [11] (0:12.77)	6.5L		0:37.32 -6	

Scratched: Pretty Little Liar (#15), Wild Calm (#13), Charpat (#14), Paballo (#6)

Report Created: Fri 27 October 2023 19:31 GMT+1 (Note: Timing is based on position data)

Page 3/16

[ ] Ranking at each section and finish  
 -:-:- No data available at this section  
 NA No data available

SCN Saddle cloth number  
 DNF Did not finish  
 DNT Did not track

data processed by TRIPLESDATA



**Sunshine Coast QLD Professional**  
**Race 3: HERVEY BAY HOTEL & RESORT Maiden Plate - 1600m**  
 27 October 2023 - 18:56



Track Rating: Good 4, Weather: Overcast, Rail Position: +3m

Section				200m				Last 600m		
Field Times				0:12.20 (0:12.20)				0:36.57		
Rank	TAB	Horse/Jockey	Barrier	Top Speed [km/h]	Fastest Section	Margin			Distance Travelled [m]	
11	1	<b>AVARED</b>	8	64.6	0:11.56	0:12.82 [10]	6.6L		0:37.56	+1
		Dale Smith		1400m	1400m	(0:12.82)				
12	3	<b>FIT AND PROPER</b>	15	62.5	0:11.82	0:12.94 [12]	8.1L		0:37.09	+4
		Boris Thornton		1400m	400m	(0:12.94)				

Scratched: Pretty Little Liar (#15), Wild Calm (#13), Charpat (#14), Paballo (#6)

[ ] Ranking at each section and finish  
 -:-:- No data available at this section  
 NA No data available

SCN Saddle cloth number  
 DNF Did not finish  
 DNT Did not track



Horse/Jockey Name	Prosperina
Final Rank	1
Fastest Section Time (Section)	0:11.45 (400m)
Top Speed [km/h] (Section)	63.5 (400m)
Race State	Finished



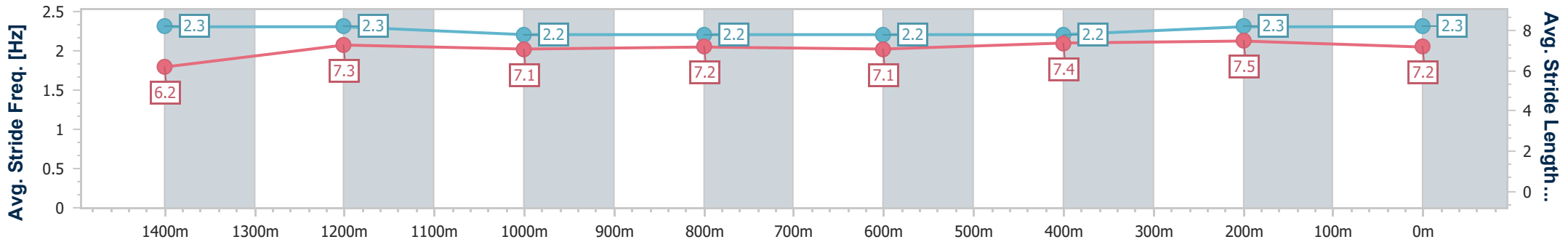
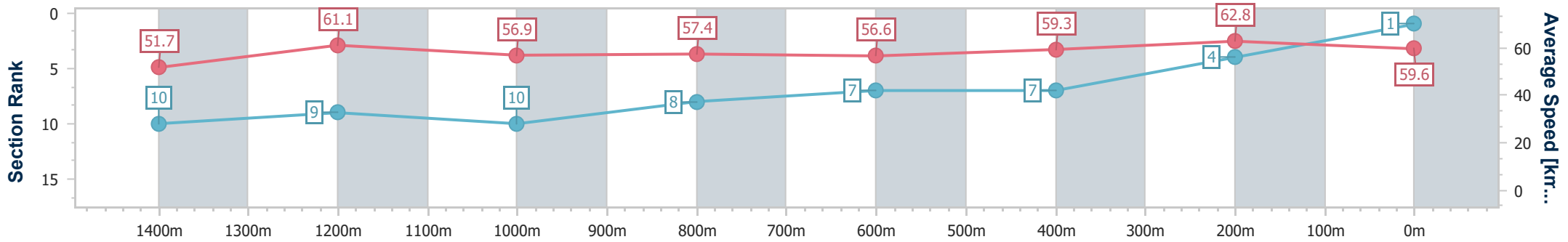
Sunshine Coast QLD Professional

Race 3: HERVEY BAY HOTEL & RESORT Maiden Plate - 1600m **SCTC** SUNSHINE COAST TURF CLUB

27 October 2023 - 18:56

Track Rating: Good 4, Weather: Overcast, Rail Position: +3m

Section	Overall	1400m	1200m	1000m	800m	600m	400m	200m
Section Times	1:39.96 [1] (0:13.90)	1:26.06 [10] (0:11.87)	1:14.19 [9] (0:12.71)	1:01.48 [10] (0:12.69)	0:48.79 [8] (0:12.90)	0:35.89 [7] (0:12.34)	0:23.55 [7] (0:11.45)	0:12.10 [4] (0:12.10)
Average Speed [km/h]	51.7	61.1	56.9	57.4	56.6	59.3	62.8	59.6
Top Speed [km/h]	63.2	63.2	59.2	58.6	58.8	61.8	63.5	61.5
Avg. Dist. to Rail [m]	5.3	3.4	3.3	3.8	2.5	2.5	6.1	7.0
Avg. Stride Freq. [Hz]	2.3	2.3	2.2	2.2	2.2	2.2	2.3	2.3
Avg. Stride Length [m]	6.2	7.3	7.1	7.2	7.1	7.4	7.5	7.2



- [ ] Ranking at each section and finish
- .-.- No data available at this section
- NA No data available



Horse/Jockey Name	Pairing
Final Rank	2
Fastest Section Time (Section)	0:11.60 (400m)
Top Speed [km/h] (Section)	63.9 (1400m)
Race State	Finished



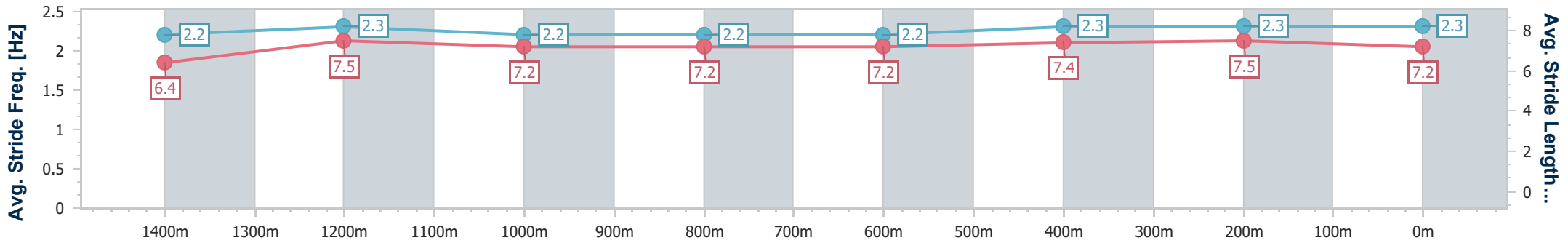
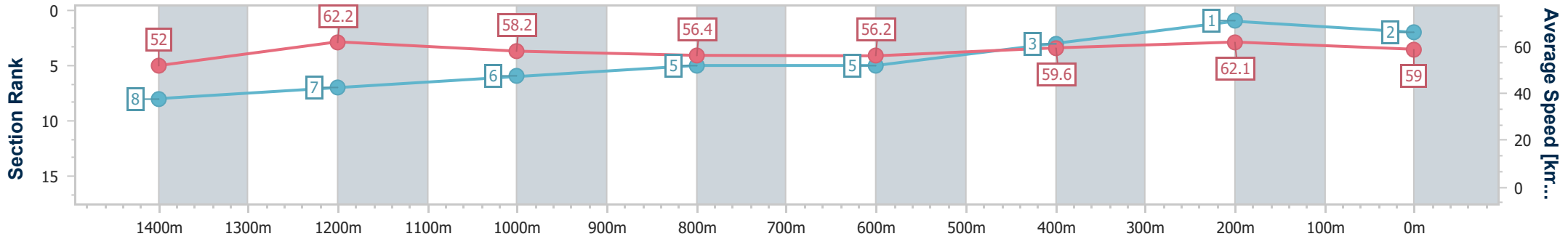
### Sunshine Coast QLD Professional

Race 3: HERVEY BAY HOTEL & RESORT Maiden Plate - 1600m **SCTC** SUNSHINE COAST TURF CLUB

27 October 2023 - 18:56

Track Rating: Good 4, Weather: Overcast, Rail Position: +3m

Section	Overall	1400m	1200m	1000m	800m	600m	400m	200m
Section Times	1:39.97 [2] (0:13.83)	1:26.14 [8] (0:11.67)	1:14.47 [7] (0:12.44)	1:02.03 [6] (0:12.85)	0:49.18 [5] (0:13.06)	0:36.12 [5] (0:12.31)	0:23.81 [3] (0:11.60)	0:12.21 [1] (0:12.21)
Average Speed [km/h]	52.0	62.2	58.2	56.4	56.2	59.6	62.1	59.0
Top Speed [km/h]	63.6	63.9	60.7	57.5	57.8	61.2	63.0	61.1
Avg. Dist. to Rail [m]	6.4	3.9	3.9	3.9	3.2	3.3	4.4	5.3
Avg. Stride Freq. [Hz]	2.2	2.3	2.2	2.2	2.2	2.3	2.3	2.3
Avg. Stride Length [m]	6.4	7.5	7.2	7.2	7.2	7.4	7.5	7.2



- [ ] Ranking at each section and finish
- .-.- No data available at this section
- NA No data available



Horse/Jockey Name	Dawn Party
Final Rank	3
Fastest Section Time (Section)	0:11.49 (1400m)
Top Speed [km/h] (Section)	65.2 (1400m)
Race State	Finished



### Sunshine Coast QLD Professional

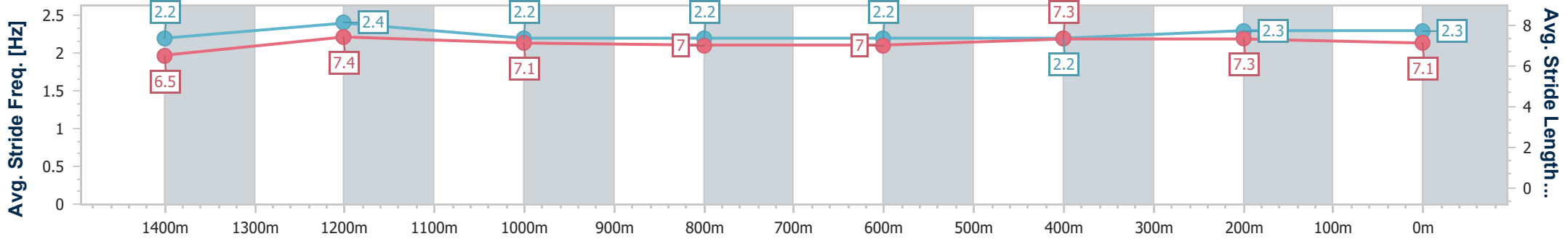
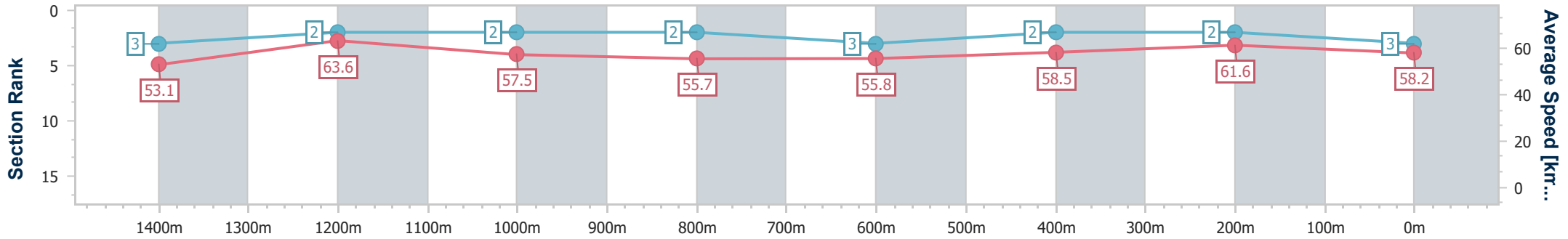
Race 3: HERVEY BAY HOTEL & RESORT Maiden Plate - 1600m



27 October 2023 - 18:56

Track Rating: Good 4, Weather: Overcast, Rail Position: +3m

Section	Overall	1400m	1200m	1000m	800m	600m	400m	200m
Section Times	1:40.15 [3] (0:13.55)	1:26.60 [3] (0:11.49)	1:15.11 [2] (0:12.54)	1:02.57 [2] (0:13.00)	0:49.57 [2] (0:13.05)	0:36.52 [3] (0:12.42)	0:24.10 [2] (0:11.73)	0:12.37 [2] (0:12.37)
Average Speed [km/h]	53.1	63.6	57.5	55.7	55.8	58.5	61.6	58.2
Top Speed [km/h]	65.1	65.2	61.4	56.9	57.4	60.2	62.5	61.6
Avg. Dist. to Rail [m]	10.5	4.5	3.4	2.8	2.2	1.6	3.4	4.9
Avg. Stride Freq. [Hz]	2.2	2.4	2.2	2.2	2.2	2.2	2.3	2.3
Avg. Stride Length [m]	6.5	7.4	7.1	7.0	7.0	7.3	7.3	7.1



- [ ] Ranking at each section and finish
- .-.- No data available at this section
- NA No data available



Horse/Jockey Name	Reviews
Final Rank	4
Fastest Section Time (Section)	0:11.78 (1400m)
Top Speed [km/h] (Section)	64.9 (Overall)
Race State	Finished



Sunshine Coast QLD Professional

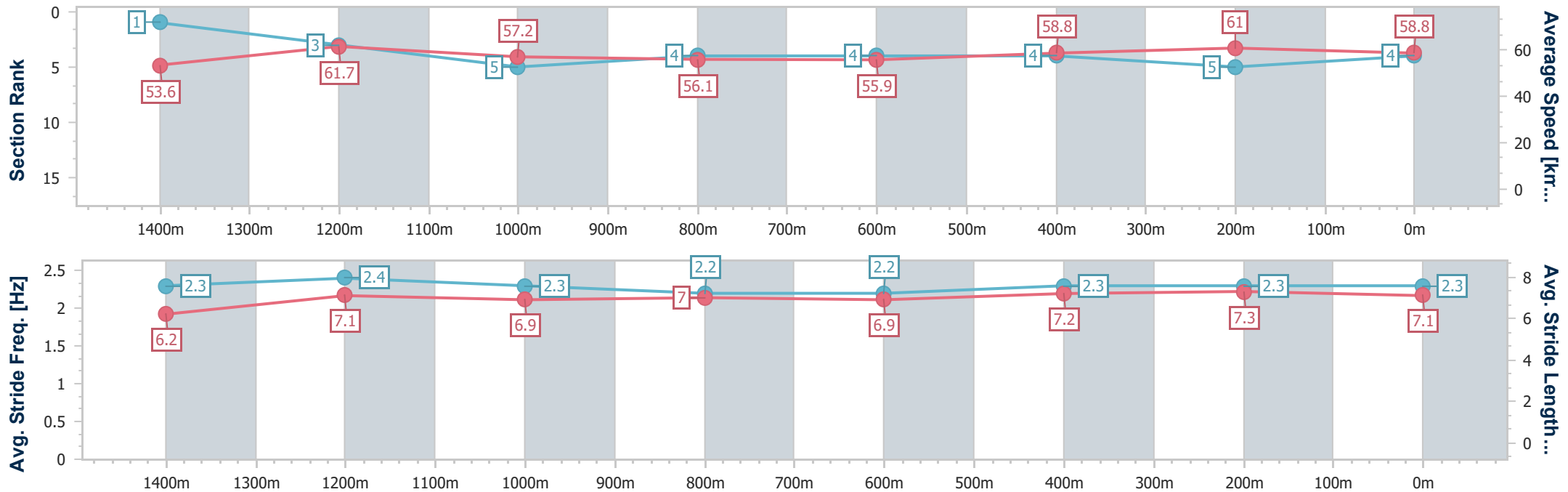
Race 3: HERVEY BAY HOTEL & RESORT Maiden Plate - 1600m



27 October 2023 - 18:56

Track Rating: Good 4, Weather: Overcast, Rail Position: +3m

Section	Overall	1400m	1200m	1000m	800m	600m	400m	200m
Section Times	1:40.25 [4] (0:13.43)	1:26.82 [1] (0:11.78)	1:15.04 [3] (0:12.61)	1:02.43 [5] (0:12.94)	0:49.49 [4] (0:13.02)	0:36.47 [4] (0:12.41)	0:24.06 [4] (0:11.80)	0:12.26 [5] (0:12.26)
Average Speed [km/h]	53.6	61.7	57.2	56.1	55.9	58.8	61.0	58.8
Top Speed [km/h]	64.9	63.5	59.8	57.3	58.1	59.9	62.2	61.1
Avg. Dist. to Rail [m]	8.8	3.2	3.1	2.9	2.2	2.2	3.2	3.5
Avg. Stride Freq. [Hz]	2.3	2.4	2.3	2.2	2.2	2.3	2.3	2.3
Avg. Stride Length [m]	6.2	7.1	6.9	7.0	6.9	7.2	7.3	7.1



- [ ] Ranking at each section and finish
- .-.-.- No data available at this section
- NA No data available





Horse/Jockey Name	How Ya Been Anyway
Final Rank	5
Fastest Section Time (Section)	0:11.71 (400m)
Top Speed [km/h] (Section)	64.0 (Overall)
Race State	Finished



Sunshine Coast QLD Professional

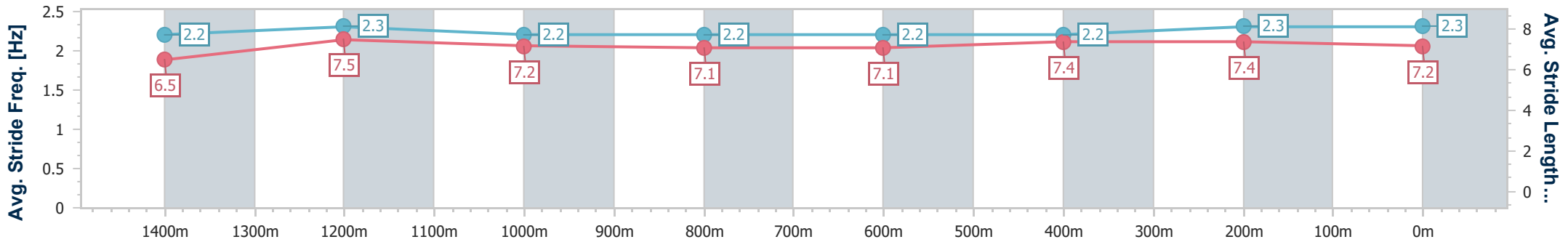
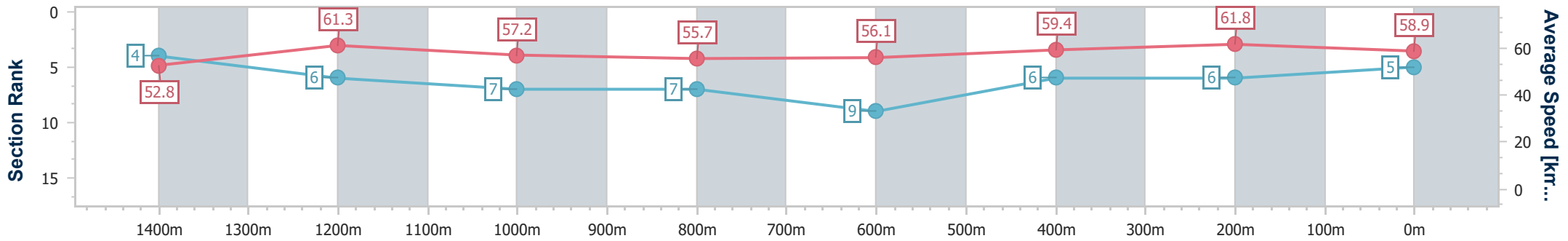
Race 3: HERVEY BAY HOTEL & RESORT Maiden Plate - 1600m



27 October 2023 - 18:56

Track Rating: Good 4, Weather: Overcast, Rail Position: +3m

Section	Overall	1400m	1200m	1000m	800m	600m	400m	200m
Section Times	1:40.30 [5] (0:13.64)	1:26.66 [4] (0:11.80)	1:14.86 [6] (0:12.67)	1:02.19 [7] (0:13.02)	0:49.17 [7] (0:13.02)	0:36.15 [9] (0:12.22)	0:23.93 [6] (0:11.71)	0:12.22 [6] (0:12.22)
Average Speed [km/h]	52.8	61.3	57.2	55.7	56.1	59.4	61.8	58.9
Top Speed [km/h]	64.0	62.9	59.0	57.4	58.5	60.9	62.8	61.0
Avg. Dist. to Rail [m]	3.7	2.0	3.1	3.5	2.8	1.6	4.2	6.1
Avg. Stride Freq. [Hz]	2.2	2.3	2.2	2.2	2.2	2.2	2.3	2.3
Avg. Stride Length [m]	6.5	7.5	7.2	7.1	7.1	7.4	7.4	7.2



- [ ] Ranking at each section and finish
- .-.- No data available at this section
- NA No data available



Horse/Jockey Name	Vacation Leave
Final Rank	6
Fastest Section Time (Section)	0:11.80 (400m)
Top Speed [km/h] (Section)	63.2 (Overall)
Race State	Finished



### Sunshine Coast QLD Professional

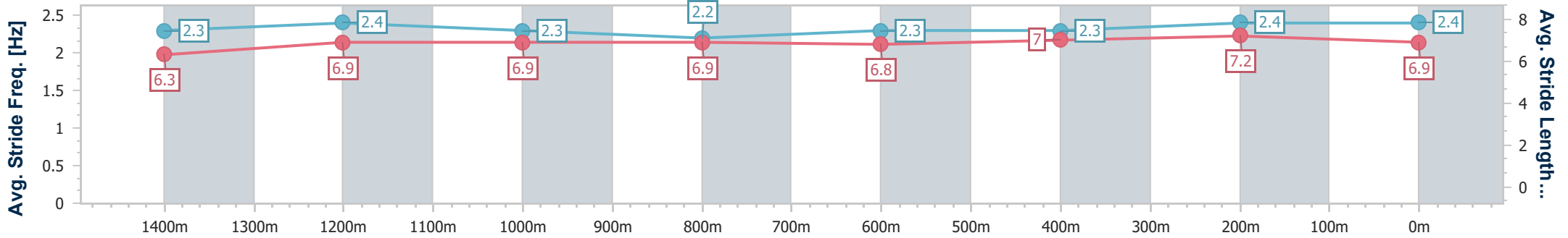
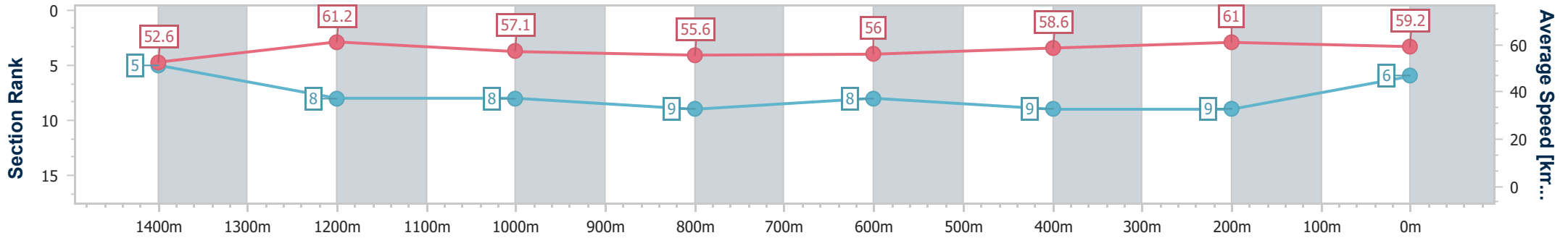
Race 3: HERVEY BAY HOTEL & RESORT Maiden Plate - 1600m



27 October 2023 - 18:56

Track Rating: Good 4, Weather: Overcast, Rail Position: +3m

Section	Overall	1400m	1200m	1000m	800m	600m	400m	200m
Section Times	1:40.40 [6] (0:13.65)	1:26.75 [5] (0:11.88)	1:14.87 [8] (0:12.62)	1:02.25 [8] (0:13.02)	0:49.23 [9] (0:12.94)	0:36.29 [8] (0:12.36)	0:23.93 [9] (0:11.80)	0:12.13 [9] (0:12.13)
Average Speed [km/h]	52.6	61.2	57.1	55.6	56.0	58.6	61.0	59.2
Top Speed [km/h]	63.2	62.8	59.3	57.1	57.6	60.4	62.3	61.7
Avg. Dist. to Rail [m]	3.4	2.2	2.1	2.1	1.3	0.7	1.8	2.3
Avg. Stride Freq. [Hz]	2.3	2.4	2.3	2.2	2.3	2.3	2.4	2.4
Avg. Stride Length [m]	6.3	6.9	6.9	6.9	6.8	7.0	7.2	6.9



- [ ] Ranking at each section and finish
- .-.- No data available at this section
- NA No data available



Horse/Jockey Name	Pleadeel
Final Rank	7
Fastest Section Time (Section)	0:11.62 (400m)
Top Speed [km/h] (Section)	64.7 (Overall)
Race State	Finished



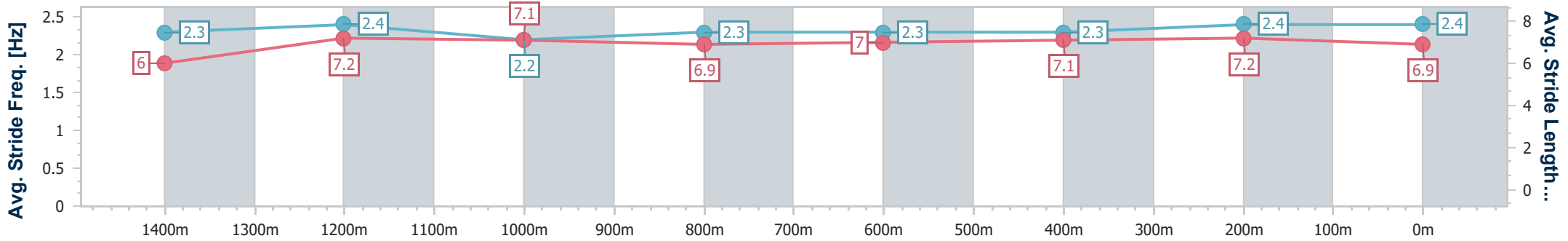
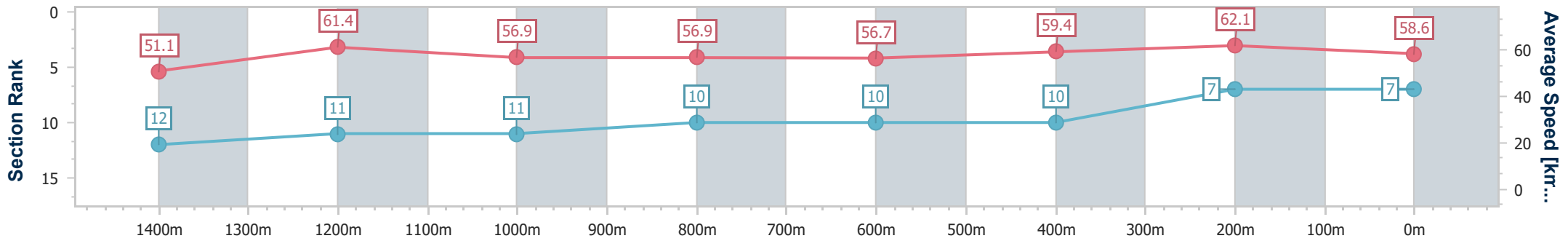
### Sunshine Coast QLD Professional

Race 3: HERVEY BAY HOTEL & RESORT Maiden Plate - 1600m **SCTC** SUNSHINE COAST TURF CLUB

27 October 2023 - 18:56

Track Rating: Good 4, Weather: Overcast, Rail Position: +3m

Section	Overall	1400m	1200m	1000m	800m	600m	400m	200m
Section Times	1:40.44 [7] (0:14.09)	1:26.35 [12] (0:11.83)	1:14.52 [11] (0:12.67)	1:01.85 [11] (0:12.76)	0:49.09 [10] (0:12.93)	0:36.16 [10] (0:12.26)	0:23.90 [10] (0:11.62)	0:12.28 [7] (0:12.28)
Average Speed [km/h]	51.1	61.4	56.9	56.9	56.7	59.4	62.1	58.6
Top Speed [km/h]	64.7	63.8	58.0	58.7	58.7	61.3	63.1	60.9
Avg. Dist. to Rail [m]	9.8	3.5	2.6	3.0	2.9	2.5	5.7	7.3
Avg. Stride Freq. [Hz]	2.3	2.4	2.2	2.3	2.3	2.3	2.4	2.4
Avg. Stride Length [m]	6.0	7.2	7.1	6.9	7.0	7.1	7.2	6.9



- [ ] Ranking at each section and finish
- .-.- No data available at this section
- NA No data available



Horse/Jockey Name	Lucifer The Cat
Final Rank	8
Fastest Section Time (Section)	0:11.65 (400m)
Top Speed [km/h] (Section)	64.2 (Overall)
Race State	Finished



Sunshine Coast QLD Professional

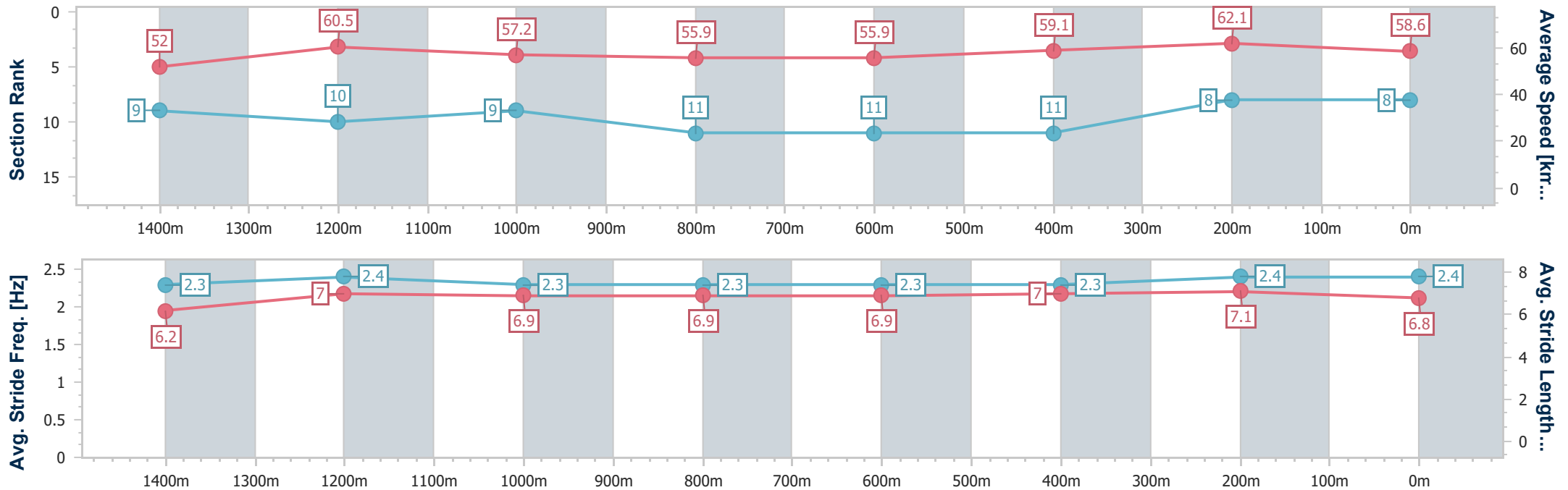
Race 3: HERVEY BAY HOTEL & RESORT Maiden Plate - 1600m



27 October 2023 - 18:56

Track Rating: Good 4, Weather: Overcast, Rail Position: +3m

Section	Overall	1400m	1200m	1000m	800m	600m	400m	200m
Section Times	1:40.49 [8] (0:13.88)	1:26.61 [9] (0:11.93)	1:14.68 [10] (0:12.66)	1:02.02 [9] (0:12.92)	0:49.10 [11] (0:12.95)	0:36.15 [11] (0:12.22)	0:23.93 [11] (0:11.65)	0:12.28 [8] (0:12.28)
Average Speed [km/h]	52.0	60.5	57.2	55.9	55.9	59.1	62.1	58.6
Top Speed [km/h]	64.2	62.8	59.1	57.8	58.0	61.0	62.6	61.3
Avg. Dist. to Rail [m]	3.7	1.7	1.8	2.1	1.2	0.8	2.2	3.7
Avg. Stride Freq. [Hz]	2.3	2.4	2.3	2.3	2.3	2.3	2.4	2.4
Avg. Stride Length [m]	6.2	7.0	6.9	6.9	6.9	7.0	7.1	6.8



- [ ] Ranking at each section and finish
- .-.- No data available at this section
- NA No data available



Horse/Jockey Name	Son Of Satono
Final Rank	9
Fastest Section Time (Section)	0:11.00 (1400m)
Top Speed [km/h] (Section)	68.2 (1400m)
Race State	Finished



Sunshine Coast QLD Professional

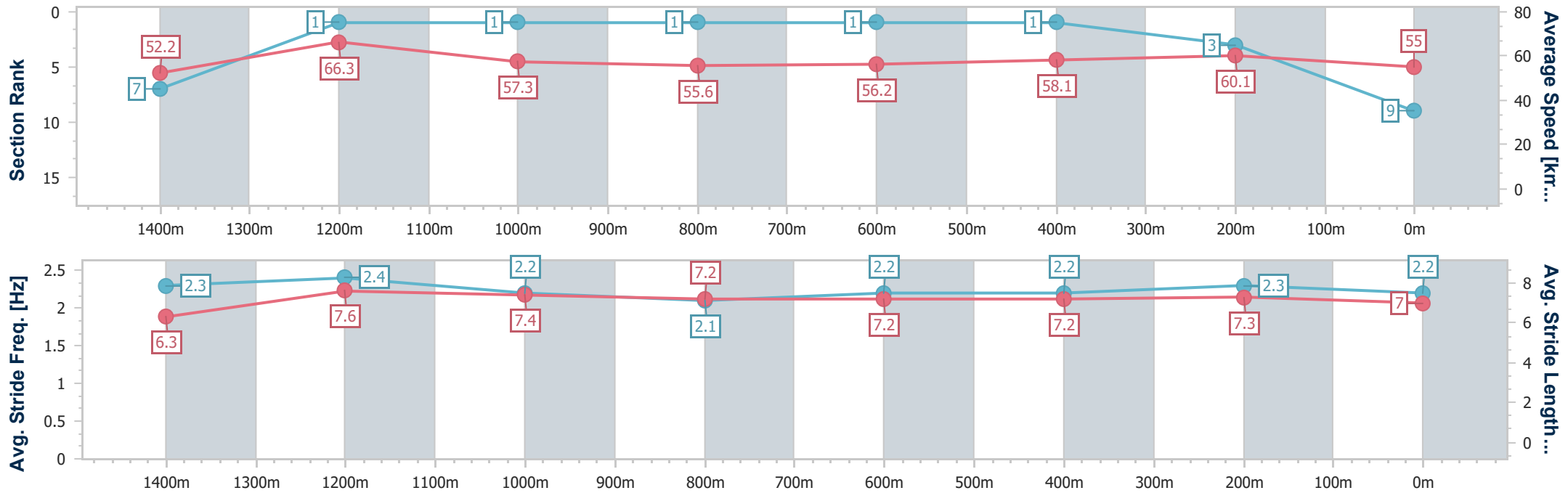
Race 3: HERVEY BAY HOTEL & RESORT Maiden Plate - 1600m



27 October 2023 - 18:56

Track Rating: Good 4, Weather: Overcast, Rail Position: +3m

Section	Overall	1400m	1200m	1000m	800m	600m	400m	200m
Section Times	1:40.88 [9] (0:13.78)	1:27.10 [7] (0:11.00)	1:16.10 [1] (0:12.61)	1:03.49 [1] (0:13.00)	0:50.49 [1] (0:13.00)	0:37.49 [1] (0:12.38)	0:25.11 [1] (0:12.02)	0:13.09 [3] (0:13.09)
Average Speed [km/h]	52.2	66.3	57.3	55.6	56.2	58.1	60.1	55.0
Top Speed [km/h]	67.2	68.2	60.9	56.8	57.4	60.5	60.9	58.9
Avg. Dist. to Rail [m]	7.8	5.2	3.1	3.0	1.9	0.5	1.2	0.8
Avg. Stride Freq. [Hz]	2.3	2.4	2.2	2.1	2.2	2.2	2.3	2.2
Avg. Stride Length [m]	6.3	7.6	7.4	7.2	7.2	7.2	7.3	7.0



- [ ] Ranking at each section and finish
- .-.- No data available at this section
- NA No data available



Horse/Jockey Name	Pride Of Passion
Final Rank	10
Fastest Section Time (Section)	0:11.81 (1400m)
Top Speed [km/h] (Section)	64.9 (Overall)
Race State	Finished



Sunshine Coast QLD Professional

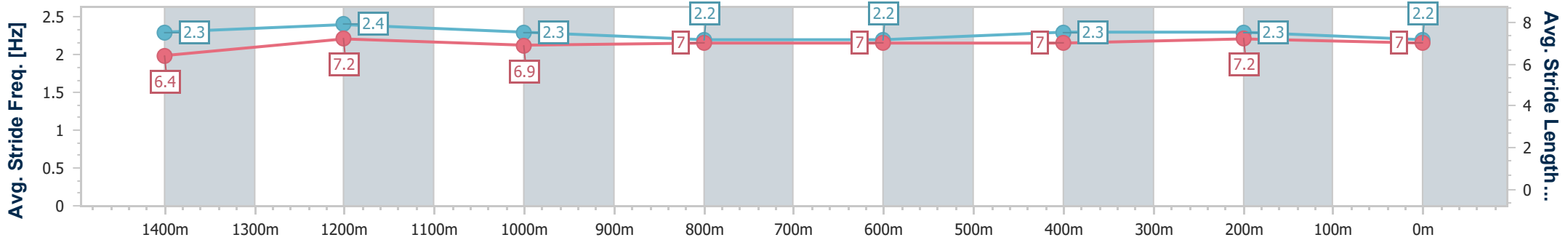
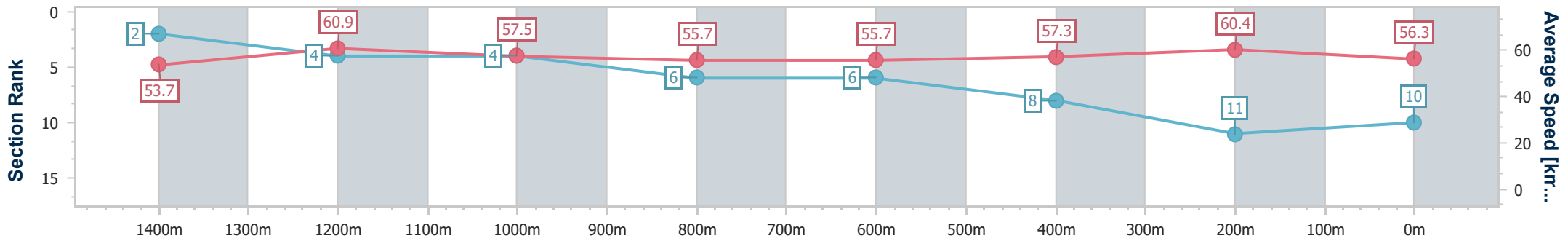
Race 3: HERVEY BAY HOTEL & RESORT Maiden Plate - 1600m



27 October 2023 - 18:56

Track Rating: Good 4, Weather: Overcast, Rail Position: +3m

Section	Overall	1400m	1200m	1000m	800m	600m	400m	200m
Section Times	1:41.18 [10] (0:13.46)	1:27.72 [2] (0:11.81)	1:15.91 [4] (0:12.55)	1:03.36 [4] (0:13.02)	0:50.34 [6] (0:13.02)	0:37.32 [6] (0:12.59)	0:24.73 [8] (0:11.96)	0:12.77 [11] (0:12.77)
Average Speed [km/h]	53.7	60.9	57.5	55.7	55.7	57.3	60.4	56.3
Top Speed [km/h]	64.9	63.8	59.5	57.2	57.1	59.7	61.1	58.5
Avg. Dist. to Rail [m]	6.3	1.7	1.6	2.0	1.3	0.6	0.7	1.2
Avg. Stride Freq. [Hz]	2.3	2.4	2.3	2.2	2.2	2.3	2.3	2.2
Avg. Stride Length [m]	6.4	7.2	6.9	7.0	7.0	7.0	7.2	7.0



- [ ] Ranking at each section and finish
- .-.- No data available at this section
- NA No data available



Horse/Jockey Name	Avared
Final Rank	11
Fastest Section Time (Section)	0:11.56 (1400m)
Top Speed [km/h] (Section)	64.6 (1400m)
Race State	Finished



Sunshine Coast QLD Professional

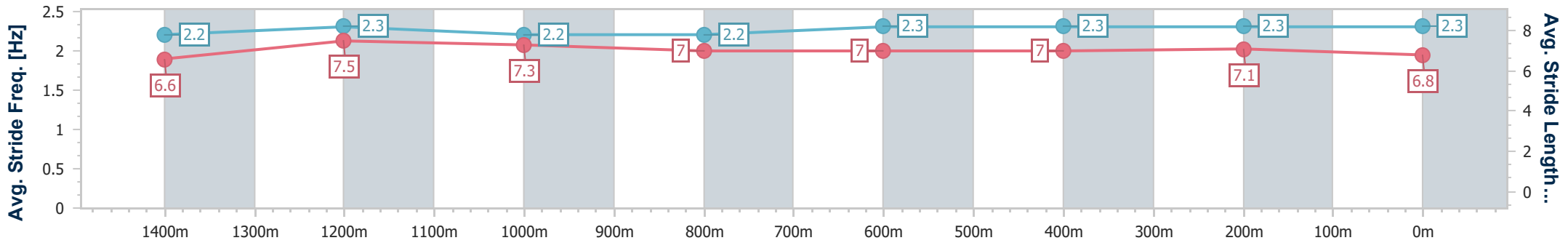
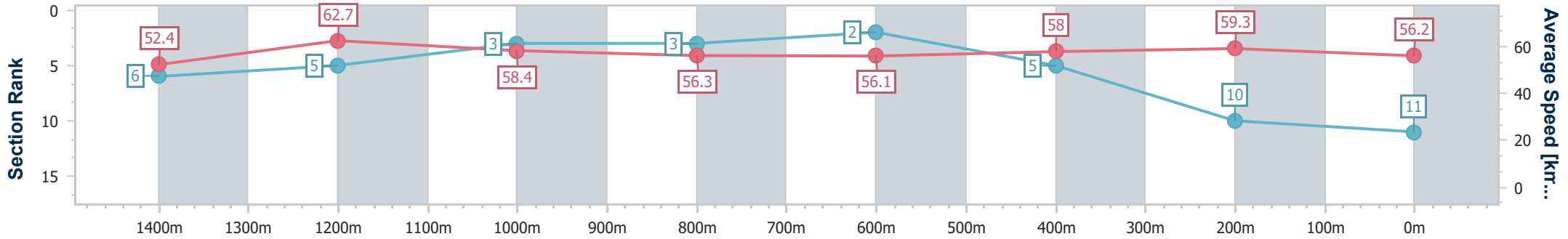
Race 3: HERVEY BAY HOTEL & RESORT Maiden Plate - 1600m



27 October 2023 - 18:56

Track Rating: Good 4, Weather: Overcast, Rail Position: +3m

Section	Overall	1400m	1200m	1000m	800m	600m	400m	200m
Section Times	1:41.18 [11] (0:13.75)	1:27.43 [6] (0:11.56)	1:15.87 [5] (0:12.37)	1:03.50 [3] (0:12.90)	0:50.60 [3] (0:13.04)	0:37.56 [2] (0:12.59)	0:24.97 [5] (0:12.15)	0:12.82 [10] (0:12.82)
Average Speed [km/h]	52.4	62.7	58.4	56.3	56.1	58.0	59.3	56.2
Top Speed [km/h]	64.4	64.6	61.8	57.2	57.7	58.9	60.1	59.1
Avg. Dist. to Rail [m]	7.8	3.8	3.3	3.2	2.8	2.8	4.1	6.2
Avg. Stride Freq. [Hz]	2.2	2.3	2.2	2.2	2.3	2.3	2.3	2.3
Avg. Stride Length [m]	6.6	7.5	7.3	7.0	7.0	7.0	7.1	6.8



- [ ] Ranking at each section and finish
- .-.- No data available at this section
- NA No data available



Horse/Jockey Name	Fit And Proper
Final Rank	12
Fastest Section Time (Section)	0:11.82 (400m)
Top Speed [km/h] (Section)	62.5 (1400m)
Race State	Finished



Sunshine Coast QLD Professional

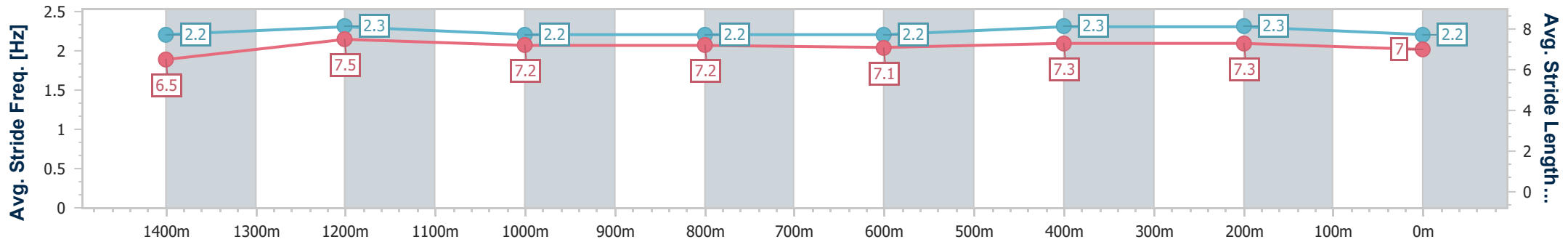
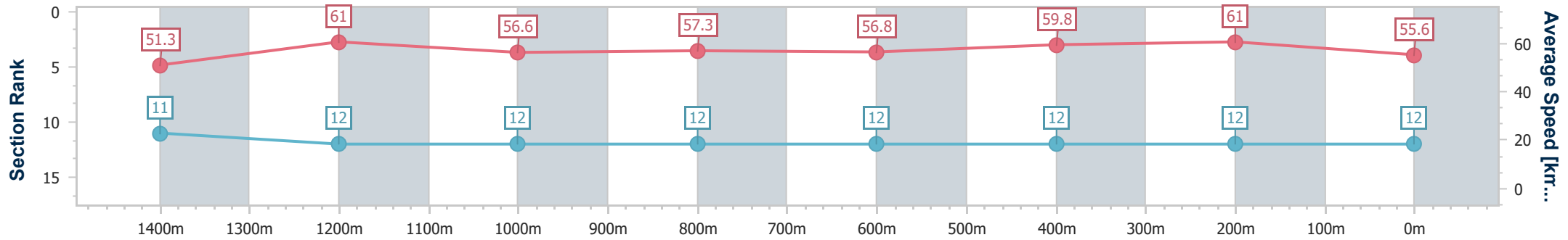
Race 3: HERVEY BAY HOTEL & RESORT Maiden Plate - 1600m



27 October 2023 - 18:56

Track Rating: Good 4, Weather: Overcast, Rail Position: +3m

Section	Overall	1400m	1200m	1000m	800m	600m	400m	200m
Section Times	1:41.45 [12] (0:14.06)	1:27.39 [11] (0:11.90)	1:15.49 [12] (0:12.75)	1:02.74 [12] (0:12.68)	0:50.06 [12] (0:12.97)	0:37.09 [12] (0:12.33)	0:24.76 [12] (0:11.82)	0:12.94 [12] (0:12.94)
Average Speed [km/h]	51.3	61.0	56.6	57.3	56.8	59.8	61.0	55.6
Top Speed [km/h]	61.5	62.5	58.8	59.1	58.8	61.8	62.2	59.0
Avg. Dist. to Rail [m]	12.5	4.4	3.3	3.6	3.8	4.2	8.4	7.9
Avg. Stride Freq. [Hz]	2.2	2.3	2.2	2.2	2.2	2.3	2.3	2.2
Avg. Stride Length [m]	6.5	7.5	7.2	7.2	7.1	7.3	7.3	7.0



- [ ] Ranking at each section and finish
- .-.- No data available at this section
- NA No data available