

27 October 2023 - 20:26

Track Rating: Good 4, Weather: Overcast, Rail Position: +3m

| Section | | | | | | | | | | | | Last 600m | |
|-------------|-----|--|----------------------|----------------------|----------------------|---------------------------|---------------------------|---------------------------|---------------------------|---------------------------|---------------------------|-----------|------------------------|
| Field Times | | Overall | 1200m | 1000m | 800m | 600m | 400m | | | | | | 0:35.90 |
| | | 1:25.82 (0:13.96) | 1:11.86 (0:11.35) | 1:00.51 (0:12.15) | 0:48.36 (0:12.46) | 0:35.90 (0:12.29) | 0:23.61 (0:11.70) | | | | | | |
| Rank | TAB | Horse/Jockey | Barrier | Top Speed [km/h] | Fastest Section | | | | | | | | Distance Travelled [m] |
| 1 | 3 | NEVER GIVE UP James Orman | 13 | 65.1 400m | 0:11.31 400m | 1:25.82 [1] (0:14.41) | 1:11.41 [8] (0:11.85) | 0:59.56 [8] (0:12.16) | 0:47.40 [8] (0:12.23) | 0:35.17 [8] (0:12.12) | 0:23.05 [7] (0:11.31) | 0:35.17 | |
| 2 | 11 | BETTER YET Emily Lang | 7 | 64.4 400m | 0:11.49 400m | 1:25.83 [2] (0:14.04) | 1:11.79 [3] (0:11.62) | 1:00.17 [4] (0:12.15) | 0:48.02 [4] (0:12.54) | 0:35.48 [4] (0:12.07) | 0:23.41 [2] (0:11.49) | 0:35.48 | -2 |
| 3 | 10 | ULTIMATE OUTCOME Robbie Dolan | 16 | 64.3 400m | 0:11.42 400m | 1:25.89 [3] (0:14.30) | 1:11.59 [5] (0:11.50) | 1:00.09 [5] (0:12.16) | 0:47.93 [5] (0:12.51) | 0:35.42 [5] (0:12.07) | 0:23.35 [5] (0:11.42) | 0:35.42 | +3 |
| 4 | 4 | TEQUILA NIGHTS Justin Huxtable | 8 | 63.7 400m | 0:11.39 400m | 1:26.24 [4] (0:14.31) | 1:11.93 [6] (0:11.56) | 1:00.37 [6] (0:12.19) | 0:48.18 [6] (0:12.57) | 0:35.61 [7] (0:12.22) | 0:23.39 [8] (0:11.39) | 0:35.61 | +3 |
| 5 | 1 | HOUSTON ROCKET Damien Thornton | 2 | 63.6 1200m | 0:11.49 400m | 1:26.51 [5] (0:14.88) | 1:11.63 [10] (0:11.50) | 1:00.13 [9] (0:12.09) | 0:48.04 [9] (0:12.28) | 0:35.76 [9] (0:12.20) | 0:23.56 [9] (0:11.49) | 0:35.76 | +1 |
| 6 | 17 | MOTTRAM Mark Du Plessis | 14 | 64.4 400m | 0:11.32 400m | 1:26.55 [6] (0:14.96) | 1:11.59 [11] (0:11.69) | 0:59.90 [11] (0:12.07) | 0:47.83 [12] (0:12.24) | 0:35.59 [11] (0:12.08) | 0:23.51 [11] (0:11.32) | 0:35.59 | +1 |
| 7 | 5 | COLD ONE Boris Thornton | 5 | 66.0 1200m | 0:11.53 400m | 1:26.57 [7] (0:14.06) | 1:12.51 [4] (0:11.55) | 1:00.96 [3] (0:12.18) | 0:48.78 [3] (0:12.49) | 0:36.29 [3] (0:12.21) | 0:24.08 [4] (0:11.53) | 0:36.29 | +0 |
| 8 | 13 | POSSOVER Nathan Thomas | 15 | 63.4 1200m | 0:11.57 1200m | 1:27.20 [8] (0:15.14) | 1:12.06 [12] (0:11.57) | 1:00.49 [12] (0:12.00) | 0:48.49 [11] (0:12.41) | 0:36.08 [12] (0:12.13) | 0:23.95 [12] (0:11.72) | 0:36.08 | +5 |
| 9 | 12 | BITTER ROMANCE Jake Bayliss | 9 | 64.9 1200m | 0:11.45 1200m | 1:27.41 [9] (0:13.96) | 1:13.45 [1] (0:11.45) | 1:02.00 [2] (0:12.05) | 0:49.95 [1] (0:12.46) | 0:37.49 [1] (0:12.29) | 0:25.20 [1] (0:12.12) | 0:37.49 | -3 |
| 10 | 8 | FINAL SELECTION Ben Thompson | 17 | 65.4 1200m | 0:11.33 1200m | 1:27.67 [10] (0:13.98) | 1:13.69 [2] (0:11.33) | 1:02.36 [1] (0:12.18) | 0:50.18 [2] (0:12.57) | 0:37.61 [2] (0:12.41) | 0:25.20 [3] (0:12.16) | 0:37.61 | +2 |

Scratched: Singer Sargent (#6), Surcote (#9), Spill The Secret (#2), Uptown Lucy (#16), Astern Villa (#7)



Sunshine Coast QLD Professional
Race 6: BATHERSBY LEGAL Class 1 Handicap - 1400m
 27 October 2023 - 20:26



Track Rating: Good 4, Weather: Overcast, Rail Position: +3m

| Section | | Overall | 1200m | 1000m | 800m | 600m | 400m | Last 600m | | | | |
|-------------|---------------------------------|----------------------|----------------------|----------------------|---------------------------|--------------------------|---------------------------|---------------------------|---------------------------|---------------------------|---------|----|
| Field Times | | 1:25.82 (0:13.96) | 1:11.86 (0:11.35) | 1:00.51 (0:12.15) | 0:48.36 (0:12.46) | 0:35.90 (0:12.29) | 0:23.61 (0:11.70) | 0:35.90 | | | | |
| Rank | TAB Horse/Jockey | Barrier | Top Speed [km/h] | Fastest Section | Distance Travelled [m] | | | | | | | |
| 11 | 14 TANTRUMS Dale Smith | 1 | 63.5 1200m | 0:11.62 1200m | 1:27.80 [11] (0:14.40) | 1:13.40 [7] (0:11.62) | 1:01.78 [7] (0:12.12) | 0:49.66 [7] (0:12.40) | 0:37.26 [6] (0:12.22) | 0:25.04 [6] (0:11.90) | 0:37.26 | -2 |
| 12 | 15 ECHO HUNTER Blake Spriggs | 4 | 62.6 1200m | 0:11.66 1200m | 1:28.96 [12] (0:14.78) | 1:14.18 [9] (0:11.66) | 1:02.52 [10] (0:12.18) | 0:50.34 [10] (0:12.23) | 0:38.11 [10] (0:12.12) | 0:25.99 [10] (0:12.09) | 0:38.11 | +2 |

Scratched: Singer Sargent (#6), Surcote (#9), Spill The Secret (#2), Uptown Lucy (#16), Astern Villa (#7)

[] Ranking at each section and finish
 -:-:- No data available at this section
 NA No data available

SCN Saddle cloth number
 DNF Did not finish
 DNT Did not track



Sunshine Coast QLD Professional

Race 6: BATHERSBY LEGAL Class 1 Handicap - 1400m



27 October 2023 - 20:26

Track Rating: Good 4, Weather: Overcast, Rail Position: +3m

| Section | | | | | | | 200m | | | Last 600m |
|-------------|-----|--|---------|------------------|------------------|---------------------------|---------|--|------------------------|-----------|
| Field Times | | | | | | | 0:11.91 | | | 0:35.90 |
| Rank | TAB | Horse/Jockey | Barrier | Top Speed [km/h] | Fastest Section | Margin | | | Distance Travelled [m] | |
| 1 | 3 | NEVER GIVE UP James Orman | 13 | 65.1 400m | 0:11.31 400m | 0:11.74 [4] (0:11.74) | 1:25.82 | | 0:35.17 | |
| 2 | 11 | BETTER YET Emily Lang | 7 | 64.4 400m | 0:11.49 400m | 0:11.92 [1] (0:11.92) | 0.1L | | 0:35.48 -2 | |
| 3 | 10 | ULTIMATE OUTCOME Robbie Dolan | 16 | 64.3 400m | 0:11.42 400m | 0:11.93 [2] (0:11.93) | 0.3L | | 0:35.42 +3 | |
| 4 | 4 | TEQUILA NIGHTS Justin Huxtable | 8 | 63.7 400m | 0:11.39 400m | 0:12.00 [5] (0:12.00) | 2.3L | | 0:35.61 +3 | |
| 5 | 1 | HOUSTON ROCKET Damien Thornton | 2 | 63.6 1200m | 0:11.49 400m | 0:12.07 [8] (0:12.07) | 3.8L | | 0:35.76 +1 | |
| 6 | 17 | MOTTRAM Mark Du Plessis | 14 | 64.4 400m | 0:11.32 400m | 0:12.19 [7] (0:12.19) | 4L | | 0:35.59 +1 | |
| 7 | 5 | COLD ONE Boris Thornton | 5 | 66.0 1200m | 0:11.53 400m | 0:12.55 [3] (0:12.55) | 4.1L | | 0:36.29 +0 | |
| 8 | 13 | POSSOVER Nathan Thomas | 15 | 63.4 1200m | 0:11.57 1200m | 0:12.23 [11] (0:12.23) | 7.6L | | 0:36.08 +5 | |
| 9 | 12 | BITTER ROMANCE Jake Bayliss | 9 | 64.9 1200m | 0:11.45 1200m | 0:13.08 [6] (0:13.08) | 8.6L | | 0:37.49 -3 | |
| 10 | 8 | FINAL SELECTION Ben Thompson | 17 | 65.4 1200m | 0:11.33 1200m | 0:13.04 [9] (0:13.04) | 10.1L | | 0:37.61 +2 | |

Scratched: Singer Sargent (#6), Surcote (#9), Spill The Secret (#2), Uptown Lucy (#16), Astern Villa (#7)

[] Ranking at each section and finish
 -:-:- No data available at this section
 NA No data available

SCN Saddle cloth number
 DNF Did not finish
 DNT Did not track



Sunshine Coast QLD Professional
Race 6: BATHERSBY LEGAL Class 1 Handicap - 1400m
 27 October 2023 - 20:26



Track Rating: Good 4, Weather: Overcast, Rail Position: +3m

| Section | | | | 200m | | | | Last 600m | | |
|-------------|-----|--------------------|---------|----------------------|-----------------|--------------|-------|-----------|------------------------|----|
| Field Times | | | | 0:11.91 (0:11.91) | | | | 0:35.90 | | |
| Rank | TAB | Horse/Jockey | Barrier | Top Speed [km/h] | Fastest Section | Margin | | | Distance Travelled [m] | |
| 11 | 14 | TANTRUMS | 1 | 63.5 | 0:11.62 | 0:13.14 [10] | 10.9L | | 0:37.26 | -2 |
| | | Dale Smith | | 1200m | 1200m | (0:13.14) | | | | |
| 12 | 15 | ECHO HUNTER | 4 | 62.6 | 0:11.66 | 0:13.90 [12] | 17.7L | | 0:38.11 | +2 |
| | | Blake Spriggs | | 1200m | 1200m | (0:13.90) | | | | |

Scratched: Singer Sargent (#6), Surcote (#9), Spill The Secret (#2), Uptown Lucy (#16), Astern Villa (#7)



| | |
|--------------------------------|----------------|
| Horse/Jockey Name | Never Give Up |
| Final Rank | 1 |
| Fastest Section Time (Section) | 0:11.31 (400m) |
| Top Speed [km/h] (Section) | 65.1 (400m) |
| Race State | Finished |



Sunshine Coast QLD Professional

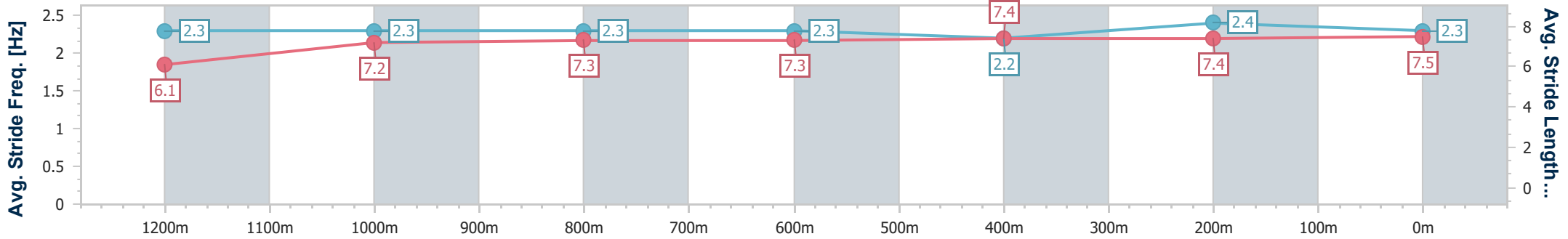
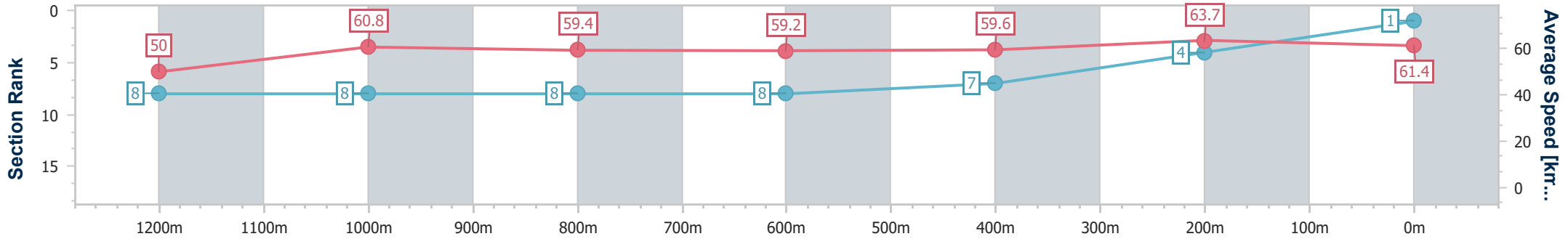
Race 6: BATHERSBY LEGAL Class 1 Handicap - 1400m



27 October 2023 - 20:26

Track Rating: Good 4, Weather: Overcast, Rail Position: +3m

| Section | Overall | 1200m | 1000m | 800m | 600m | 400m | 200m |
|------------------------|--------------------------|--------------------------|--------------------------|--------------------------|--------------------------|--------------------------|--------------------------|
| Section Times | 1:25.82 [1] (0:14.41) | 1:11.41 [8] (0:11.85) | 0:59.56 [8] (0:12.16) | 0:47.40 [8] (0:12.23) | 0:35.17 [8] (0:12.12) | 0:23.05 [7] (0:11.31) | 0:11.74 [4] (0:11.74) |
| Average Speed [km/h] | 50.0 | 60.8 | 59.4 | 59.2 | 59.6 | 63.7 | 61.4 |
| Top Speed [km/h] | 63.0 | 61.7 | 60.4 | 60.2 | 62.6 | 65.1 | 63.5 |
| Avg. Dist. to Rail [m] | 6.8 | 2.6 | 2.2 | 0.6 | 0.9 | 4.7 | 6.2 |
| Avg. Stride Freq. [Hz] | 2.3 | 2.3 | 2.3 | 2.3 | 2.2 | 2.4 | 2.3 |
| Avg. Stride Length [m] | 6.1 | 7.2 | 7.3 | 7.3 | 7.4 | 7.4 | 7.5 |



- [] Ranking at each section and finish
- .-.- No data available at this section
- NA No data available



| | |
|--------------------------------|----------------|
| Horse/Jockey Name | Better Yet |
| Final Rank | 2 |
| Fastest Section Time (Section) | 0:11.49 (400m) |
| Top Speed [km/h] (Section) | 64.4 (400m) |
| Race State | Finished |



Sunshine Coast QLD Professional

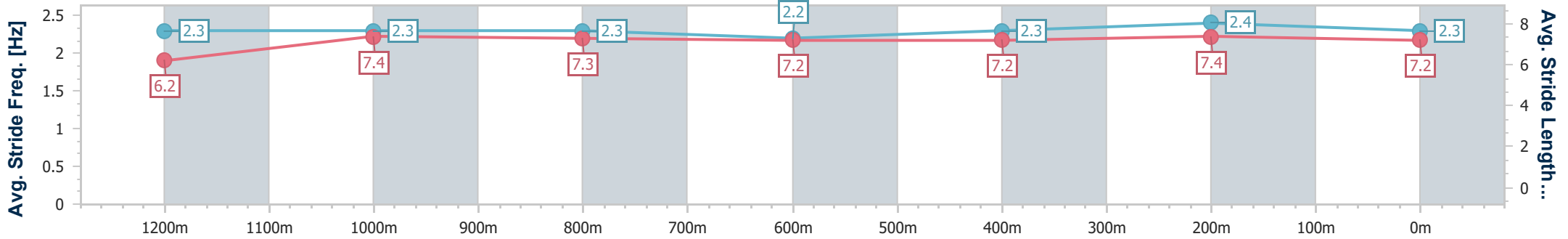
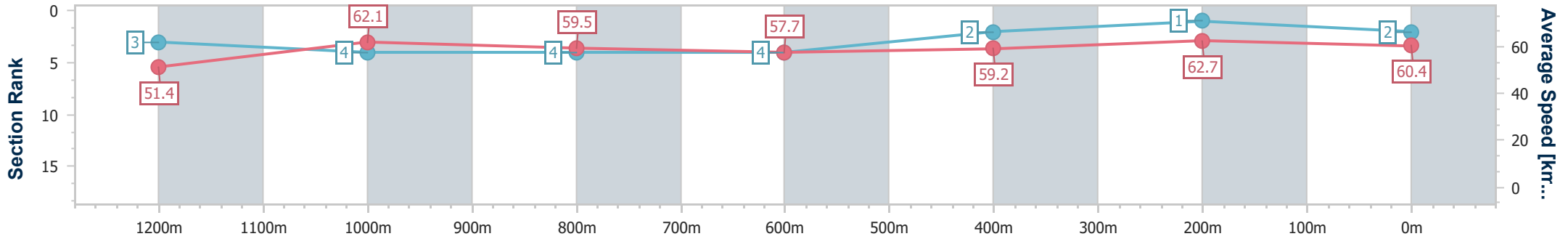
Race 6: BATHERSBY LEGAL Class 1 Handicap - 1400m



27 October 2023 - 20:26

Track Rating: Good 4, Weather: Overcast, Rail Position: +3m

| Section | Overall | 1200m | 1000m | 800m | 600m | 400m | 200m |
|------------------------|--------------------------|--------------------------|--------------------------|--------------------------|--------------------------|--------------------------|--------------------------|
| Section Times | 1:25.83 [2] (0:14.04) | 1:11.79 [3] (0:11.62) | 1:00.17 [4] (0:12.15) | 0:48.02 [4] (0:12.54) | 0:35.48 [4] (0:12.07) | 0:23.41 [2] (0:11.49) | 0:11.92 [1] (0:11.92) |
| Average Speed [km/h] | 51.4 | 62.1 | 59.5 | 57.7 | 59.2 | 62.7 | 60.4 |
| Top Speed [km/h] | 62.6 | 63.4 | 60.5 | 58.4 | 62.6 | 64.4 | 62.8 |
| Avg. Dist. to Rail [m] | 5.5 | 3.2 | 2.5 | 0.7 | 1.0 | 2.3 | 3.2 |
| Avg. Stride Freq. [Hz] | 2.3 | 2.3 | 2.3 | 2.2 | 2.3 | 2.4 | 2.3 |
| Avg. Stride Length [m] | 6.2 | 7.4 | 7.3 | 7.2 | 7.2 | 7.4 | 7.2 |



- [] Ranking at each section and finish
- .-.- No data available at this section
- NA No data available



| | |
|--------------------------------|------------------|
| Horse/Jockey Name | Ultimate Outcome |
| Final Rank | 3 |
| Fastest Section Time (Section) | 0:11.42 (400m) |
| Top Speed [km/h] (Section) | 64.3 (400m) |
| Race State | Finished |



Sunshine Coast QLD Professional

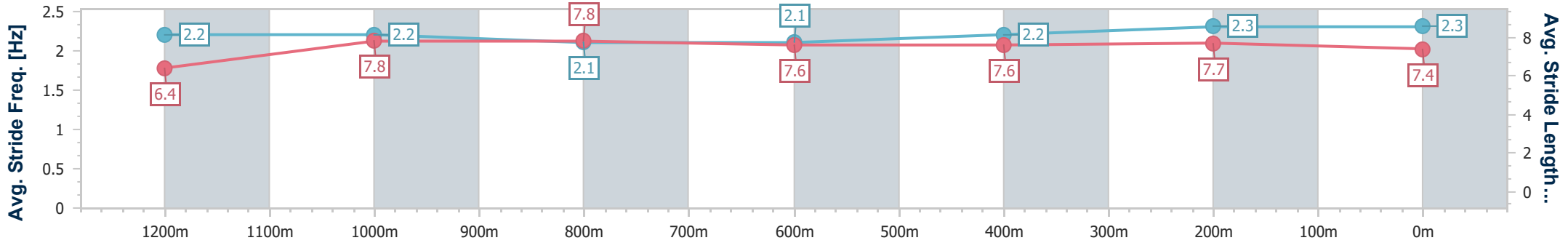
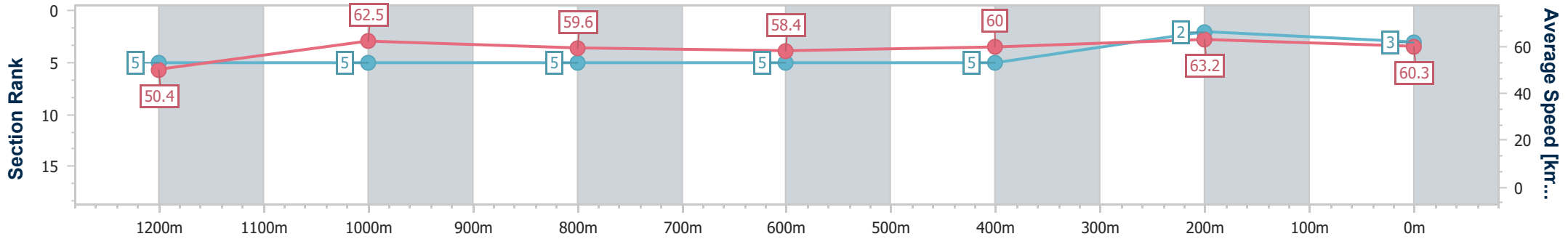
Race 6: BATHERSBY LEGAL Class 1 Handicap - 1400m



27 October 2023 - 20:26

Track Rating: Good 4, Weather: Overcast, Rail Position: +3m

| Section | Overall | 1200m | 1000m | 800m | 600m | 400m | 200m |
|------------------------|--------------------------|--------------------------|--------------------------|--------------------------|--------------------------|--------------------------|--------------------------|
| Section Times | 1:25.89 [3] (0:14.30) | 1:11.59 [5] (0:11.50) | 1:00.09 [5] (0:12.16) | 0:47.93 [5] (0:12.51) | 0:35.42 [5] (0:12.07) | 0:23.35 [5] (0:11.42) | 0:11.93 [2] (0:11.93) |
| Average Speed [km/h] | 50.4 | 62.5 | 59.6 | 58.4 | 60.0 | 63.2 | 60.3 |
| Top Speed [km/h] | 62.6 | 63.6 | 61.2 | 59.4 | 62.6 | 64.3 | 62.4 |
| Avg. Dist. to Rail [m] | 10.5 | 4.4 | 3.5 | 2.0 | 1.1 | 4.4 | 4.9 |
| Avg. Stride Freq. [Hz] | 2.2 | 2.2 | 2.1 | 2.1 | 2.2 | 2.3 | 2.3 |
| Avg. Stride Length [m] | 6.4 | 7.8 | 7.8 | 7.6 | 7.6 | 7.7 | 7.4 |



- [] Ranking at each section and finish
- .-.- No data available at this section
- NA No data available



| | |
|--------------------------------|----------------|
| Horse/Jockey Name | Tequila Nights |
| Final Rank | 4 |
| Fastest Section Time (Section) | 0:11.39 (400m) |
| Top Speed [km/h] (Section) | 63.7 (400m) |
| Race State | Finished |



Sunshine Coast QLD Professional

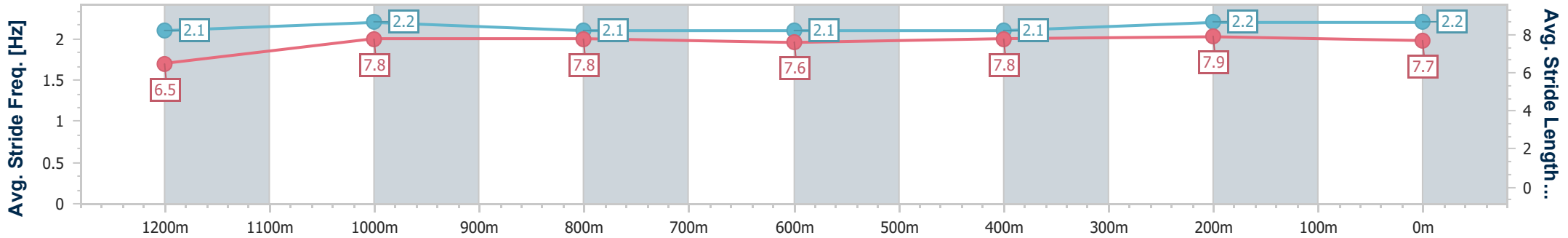
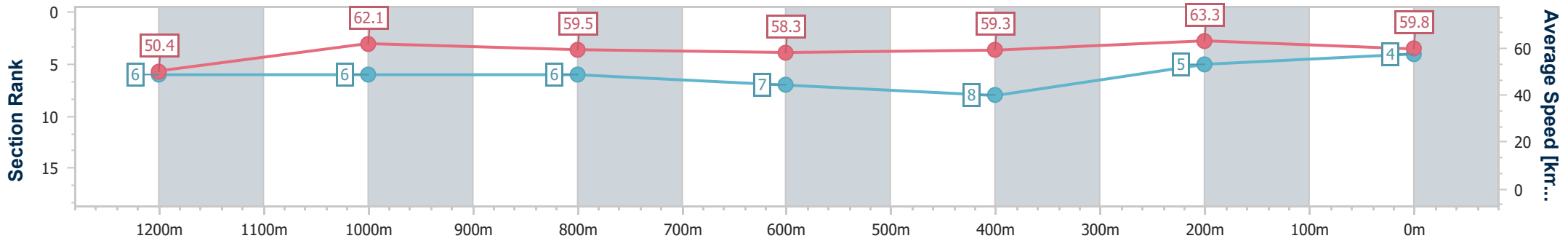
Race 6: BATHERSBY LEGAL Class 1 Handicap - 1400m



27 October 2023 - 20:26

Track Rating: Good 4, Weather: Overcast, Rail Position: +3m

| Section | Overall | 1200m | 1000m | 800m | 600m | 400m | 200m |
|------------------------|--------------------------|--------------------------|--------------------------|--------------------------|--------------------------|--------------------------|--------------------------|
| Section Times | 1:26.24 [4] (0:14.31) | 1:11.93 [6] (0:11.56) | 1:00.37 [6] (0:12.19) | 0:48.18 [6] (0:12.57) | 0:35.61 [7] (0:12.22) | 0:23.39 [8] (0:11.39) | 0:12.00 [5] (0:12.00) |
| Average Speed [km/h] | 50.4 | 62.1 | 59.5 | 58.3 | 59.3 | 63.3 | 59.8 |
| Top Speed [km/h] | 62.4 | 63.1 | 62.7 | 59.7 | 61.6 | 63.7 | 63.3 |
| Avg. Dist. to Rail [m] | 6.9 | 3.4 | 3.1 | 2.3 | 1.6 | 3.7 | 3.0 |
| Avg. Stride Freq. [Hz] | 2.1 | 2.2 | 2.1 | 2.1 | 2.1 | 2.2 | 2.2 |
| Avg. Stride Length [m] | 6.5 | 7.8 | 7.8 | 7.6 | 7.8 | 7.9 | 7.7 |



- [] Ranking at each section and finish
- .-.- No data available at this section
- NA No data available



| | |
|--------------------------------|----------------|
| Horse/Jockey Name | Houston Rocket |
| Final Rank | 5 |
| Fastest Section Time (Section) | 0:11.49 (400m) |
| Top Speed [km/h] (Section) | 63.6 (1200m) |
| Race State | Finished |



Sunshine Coast QLD Professional

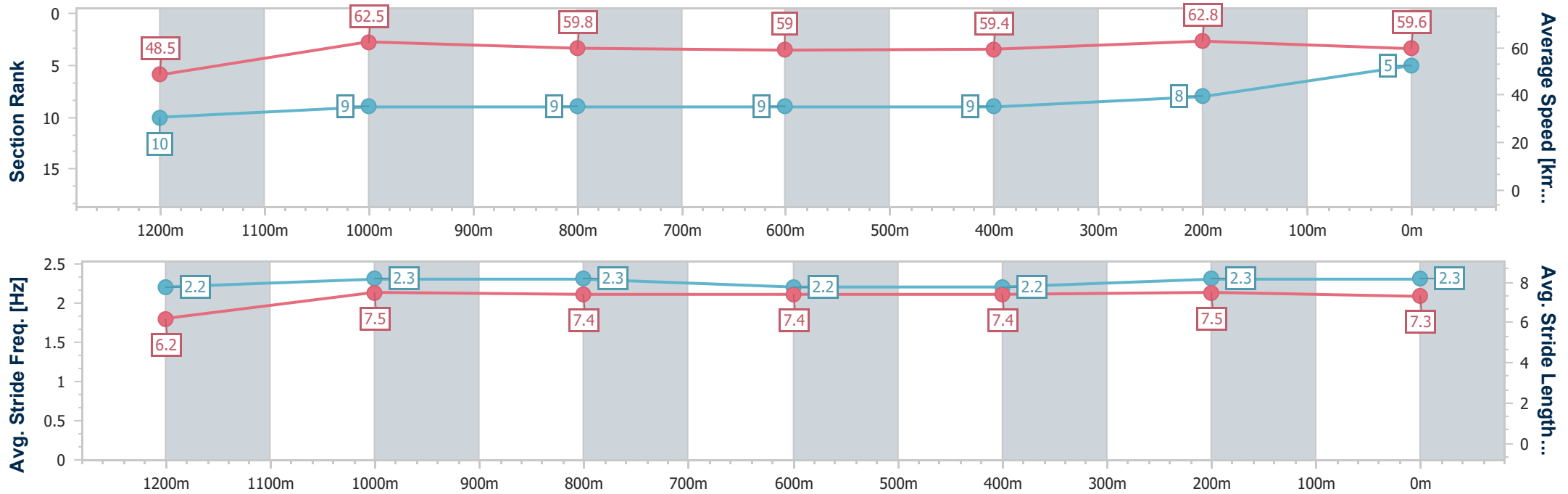
Race 6: BATHERSBY LEGAL Class 1 Handicap - 1400m



27 October 2023 - 20:26

Track Rating: Good 4, Weather: Overcast, Rail Position: +3m

| Section | Overall | 1200m | 1000m | 800m | 600m | 400m | 200m |
|------------------------|--------------------------|---------------------------|--------------------------|--------------------------|--------------------------|--------------------------|--------------------------|
| Section Times | 1:26.51 [5] (0:14.88) | 1:11.63 [10] (0:11.50) | 1:00.13 [9] (0:12.09) | 0:48.04 [9] (0:12.28) | 0:35.76 [9] (0:12.20) | 0:23.56 [9] (0:11.49) | 0:12.07 [8] (0:12.07) |
| Average Speed [km/h] | 48.5 | 62.5 | 59.8 | 59.0 | 59.4 | 62.8 | 59.6 |
| Top Speed [km/h] | 63.2 | 63.6 | 61.4 | 59.5 | 61.6 | 63.3 | 62.1 |
| Avg. Dist. to Rail [m] | 4.3 | 2.1 | 1.6 | 1.0 | 1.3 | 5.8 | 6.6 |
| Avg. Stride Freq. [Hz] | 2.2 | 2.3 | 2.3 | 2.2 | 2.2 | 2.3 | 2.3 |
| Avg. Stride Length [m] | 6.2 | 7.5 | 7.4 | 7.4 | 7.4 | 7.5 | 7.3 |



- [] Ranking at each section and finish
- .-.-.- No data available at this section
- NA No data available



| | |
|--------------------------------|----------------|
| Horse/Jockey Name | Mottram |
| Final Rank | 6 |
| Fastest Section Time (Section) | 0:11.32 (400m) |
| Top Speed [km/h] (Section) | 64.4 (400m) |
| Race State | Finished |



Sunshine Coast QLD Professional

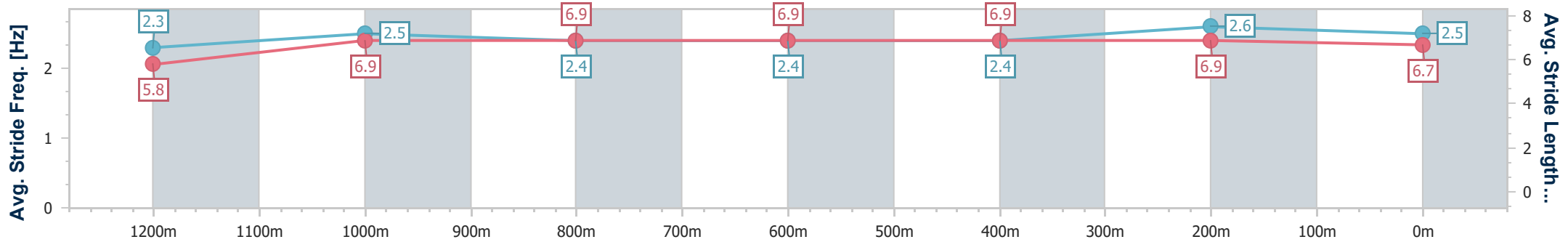
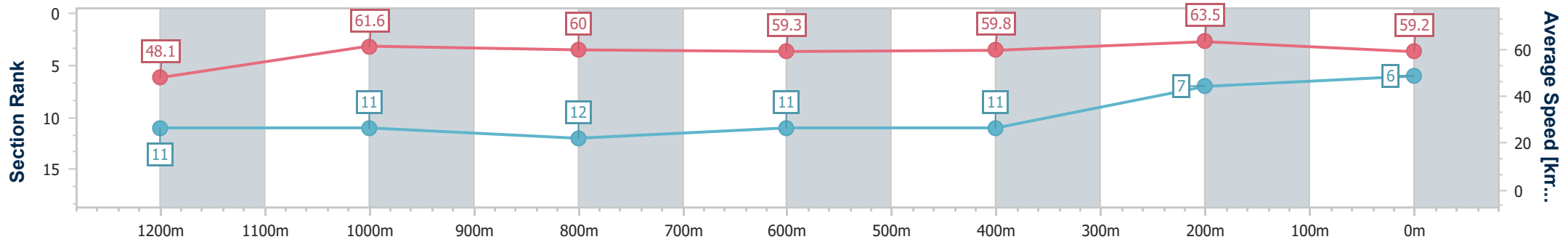
Race 6: BATHERSBY LEGAL Class 1 Handicap - 1400m



27 October 2023 - 20:26

Track Rating: Good 4, Weather: Overcast, Rail Position: +3m

| Section | Overall | 1200m | 1000m | 800m | 600m | 400m | 200m |
|------------------------|--------------------------|---------------------------|---------------------------|---------------------------|---------------------------|---------------------------|--------------------------|
| Section Times | 1:26.55 [6] (0:14.96) | 1:11.59 [11] (0:11.69) | 0:59.90 [11] (0:12.07) | 0:47.83 [12] (0:12.24) | 0:35.59 [11] (0:12.08) | 0:23.51 [11] (0:11.32) | 0:12.19 [7] (0:12.19) |
| Average Speed [km/h] | 48.1 | 61.6 | 60.0 | 59.3 | 59.8 | 63.5 | 59.2 |
| Top Speed [km/h] | 61.7 | 62.5 | 62.4 | 60.0 | 62.5 | 64.4 | 62.2 |
| Avg. Dist. to Rail [m] | 8.6 | 3.1 | 2.2 | 1.4 | 0.4 | 0.6 | 0.8 |
| Avg. Stride Freq. [Hz] | 2.3 | 2.5 | 2.4 | 2.4 | 2.4 | 2.6 | 2.5 |
| Avg. Stride Length [m] | 5.8 | 6.9 | 6.9 | 6.9 | 6.9 | 6.9 | 6.7 |



- [] Ranking at each section and finish
- .-.- No data available at this section
- NA No data available



| | |
|--------------------------------|----------------|
| Horse/Jockey Name | Cold One |
| Final Rank | 7 |
| Fastest Section Time (Section) | 0:11.53 (400m) |
| Top Speed [km/h] (Section) | 66.0 (1200m) |
| Race State | Finished |



Sunshine Coast QLD Professional

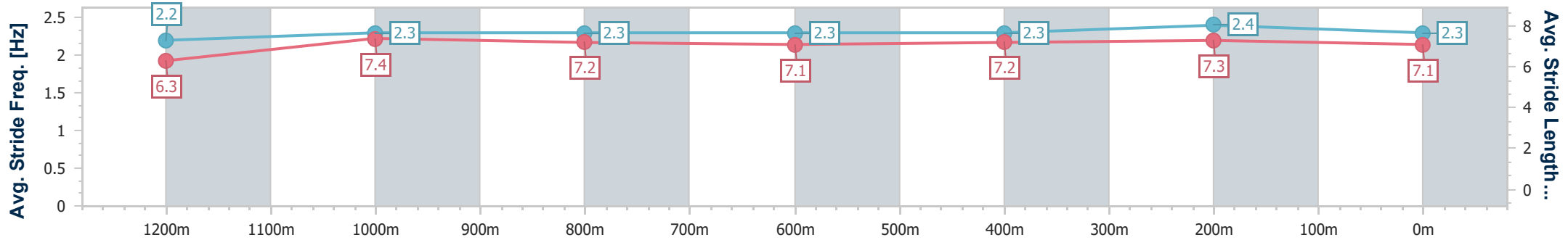
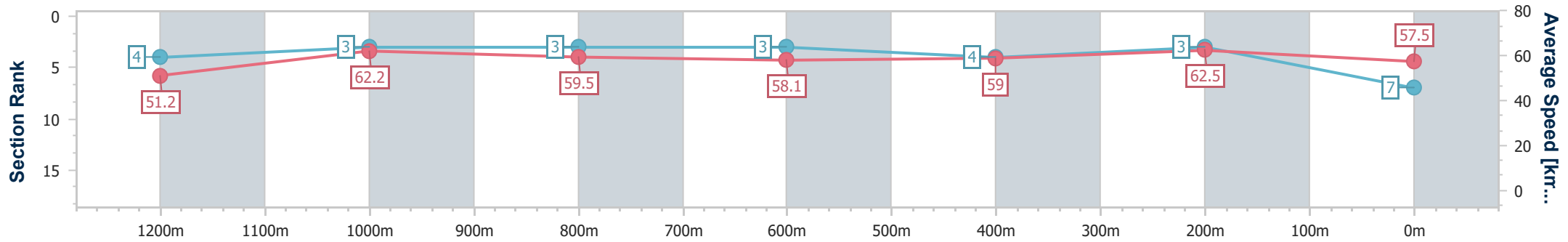
Race 6: BATHERSBY LEGAL Class 1 Handicap - 1400m



27 October 2023 - 20:26

Track Rating: Good 4, Weather: Overcast, Rail Position: +3m

| Section | Overall | 1200m | 1000m | 800m | 600m | 400m | 200m |
|------------------------|--------------------------|--------------------------|--------------------------|--------------------------|--------------------------|--------------------------|--------------------------|
| Section Times | 1:26.57 [7] (0:14.06) | 1:12.51 [4] (0:11.55) | 1:00.96 [3] (0:12.18) | 0:48.78 [3] (0:12.49) | 0:36.29 [3] (0:12.21) | 0:24.08 [4] (0:11.53) | 0:12.55 [3] (0:12.55) |
| Average Speed [km/h] | 51.2 | 62.2 | 59.5 | 58.1 | 59.0 | 62.5 | 57.5 |
| Top Speed [km/h] | 66.0 | 66.0 | 60.3 | 58.7 | 61.0 | 65.1 | 60.4 |
| Avg. Dist. to Rail [m] | 4.5 | 2.4 | 2.2 | 1.3 | 0.3 | 2.1 | 2.1 |
| Avg. Stride Freq. [Hz] | 2.2 | 2.3 | 2.3 | 2.3 | 2.3 | 2.4 | 2.3 |
| Avg. Stride Length [m] | 6.3 | 7.4 | 7.2 | 7.1 | 7.2 | 7.3 | 7.1 |



- [] Ranking at each section and finish
- .-.- No data available at this section
- NA No data available



| | |
|--------------------------------|-----------------|
| Horse/Jockey Name | Possover |
| Final Rank | 8 |
| Fastest Section Time (Section) | 0:11.57 (1200m) |
| Top Speed [km/h] (Section) | 63.4 (1200m) |
| Race State | Finished |



Sunshine Coast QLD Professional

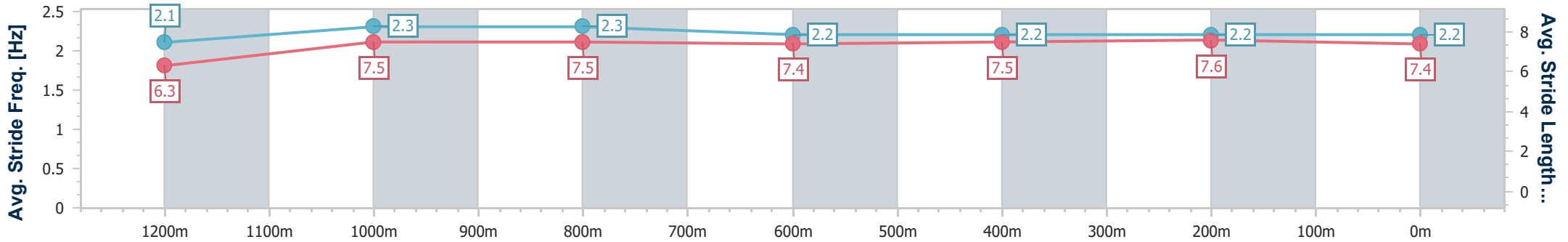
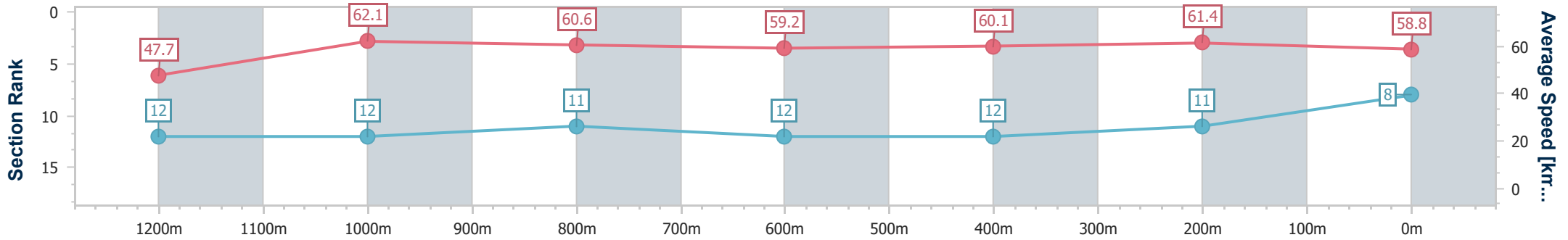
Race 6: BATHERSBY LEGAL Class 1 Handicap - 1400m



27 October 2023 - 20:26

Track Rating: Good 4, Weather: Overcast, Rail Position: +3m

| Section | Overall | 1200m | 1000m | 800m | 600m | 400m | 200m |
|------------------------|--------------------------|---------------------------|---------------------------|---------------------------|---------------------------|---------------------------|---------------------------|
| Section Times | 1:27.20 [8] (0:15.14) | 1:12.06 [12] (0:11.57) | 1:00.49 [12] (0:12.00) | 0:48.49 [11] (0:12.41) | 0:36.08 [12] (0:12.13) | 0:23.95 [12] (0:11.72) | 0:12.23 [11] (0:12.23) |
| Average Speed [km/h] | 47.7 | 62.1 | 60.6 | 59.2 | 60.1 | 61.4 | 58.8 |
| Top Speed [km/h] | 61.1 | 63.4 | 63.2 | 59.8 | 60.7 | 61.9 | 61.9 |
| Avg. Dist. to Rail [m] | 9.7 | 3.9 | 4.1 | 3.2 | 2.0 | 6.4 | 5.6 |
| Avg. Stride Freq. [Hz] | 2.1 | 2.3 | 2.3 | 2.2 | 2.2 | 2.2 | 2.2 |
| Avg. Stride Length [m] | 6.3 | 7.5 | 7.5 | 7.4 | 7.5 | 7.6 | 7.4 |



- [] Ranking at each section and finish
- .-.- No data available at this section
- NA No data available



| | |
|--------------------------------|-----------------|
| Horse/Jockey Name | Bitter Romance |
| Final Rank | 9 |
| Fastest Section Time (Section) | 0:11.45 (1200m) |
| Top Speed [km/h] (Section) | 64.9 (1200m) |
| Race State | Finished |



Sunshine Coast QLD Professional

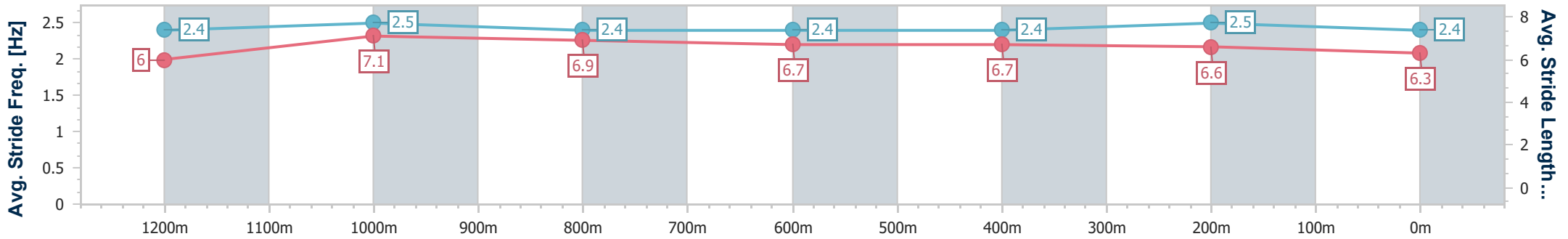
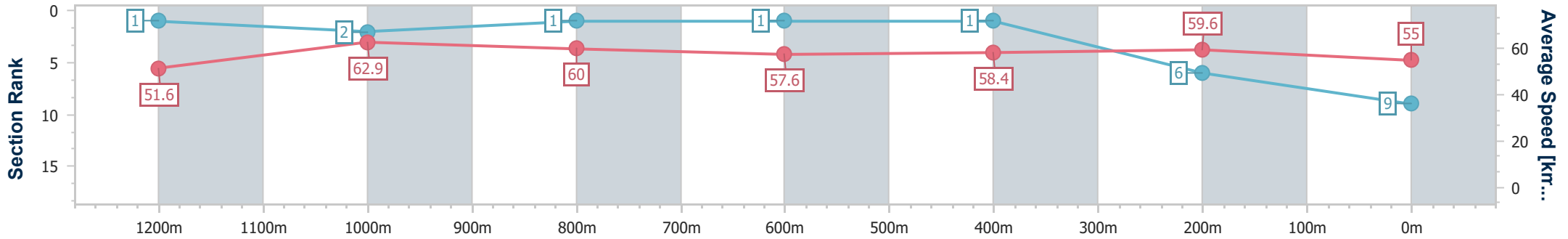
Race 6: BATHERSBY LEGAL Class 1 Handicap - 1400m



27 October 2023 - 20:26

Track Rating: Good 4, Weather: Overcast, Rail Position: +3m

| Section | Overall | 1200m | 1000m | 800m | 600m | 400m | 200m |
|------------------------|--------------------------|--------------------------|--------------------------|--------------------------|--------------------------|--------------------------|--------------------------|
| Section Times | 1:27.41 [9] (0:13.96) | 1:13.45 [1] (0:11.45) | 1:02.00 [2] (0:12.05) | 0:49.95 [1] (0:12.46) | 0:37.49 [1] (0:12.29) | 0:25.20 [1] (0:12.12) | 0:13.08 [6] (0:13.08) |
| Average Speed [km/h] | 51.6 | 62.9 | 60.0 | 57.6 | 58.4 | 59.6 | 55.0 |
| Top Speed [km/h] | 64.6 | 64.9 | 61.8 | 58.6 | 60.6 | 60.8 | 57.8 |
| Avg. Dist. to Rail [m] | 8.1 | 3.1 | 1.6 | 0.5 | 0.7 | 1.9 | 3.1 |
| Avg. Stride Freq. [Hz] | 2.4 | 2.5 | 2.4 | 2.4 | 2.4 | 2.5 | 2.4 |
| Avg. Stride Length [m] | 6.0 | 7.1 | 6.9 | 6.7 | 6.7 | 6.6 | 6.3 |



- [] Ranking at each section and finish
- .-.- No data available at this section
- NA No data available



| | |
|--------------------------------|-----------------|
| Horse/Jockey Name | Final Selection |
| Final Rank | 10 |
| Fastest Section Time (Section) | 0:11.33 (1200m) |
| Top Speed [km/h] (Section) | 65.4 (1200m) |
| Race State | Finished |



Sunshine Coast QLD Professional

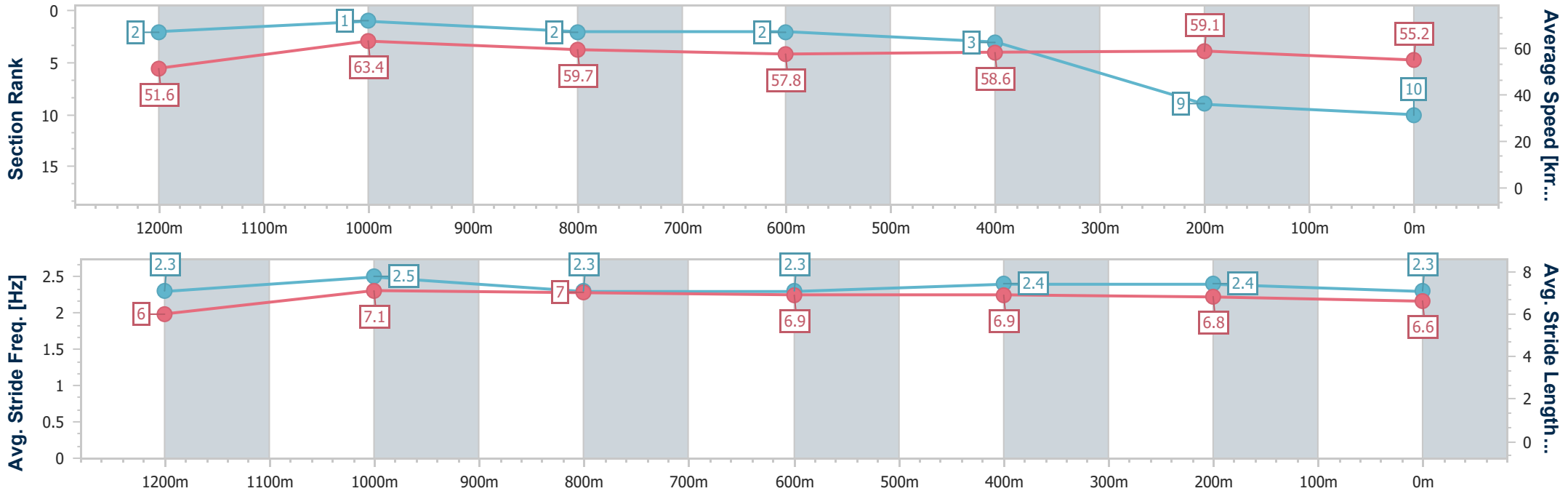
Race 6: BATHERSBY LEGAL Class 1 Handicap - 1400m



27 October 2023 - 20:26

Track Rating: Good 4, Weather: Overcast, Rail Position: +3m

| Section | Overall | 1200m | 1000m | 800m | 600m | 400m | 200m |
|------------------------|---------------------------|--------------------------|--------------------------|--------------------------|--------------------------|--------------------------|--------------------------|
| Section Times | 1:27.67 [10] (0:13.98) | 1:13.69 [2] (0:11.33) | 1:02.36 [1] (0:12.18) | 0:50.18 [2] (0:12.57) | 0:37.61 [2] (0:12.41) | 0:25.20 [3] (0:12.16) | 0:13.04 [9] (0:13.04) |
| Average Speed [km/h] | 51.6 | 63.4 | 59.7 | 57.8 | 58.6 | 59.1 | 55.2 |
| Top Speed [km/h] | 65.1 | 65.4 | 61.1 | 58.5 | 59.7 | 60.5 | 57.8 |
| Avg. Dist. to Rail [m] | 12.0 | 4.8 | 3.0 | 2.0 | 1.1 | 2.6 | 4.3 |
| Avg. Stride Freq. [Hz] | 2.3 | 2.5 | 2.3 | 2.3 | 2.4 | 2.4 | 2.3 |
| Avg. Stride Length [m] | 6.0 | 7.1 | 7.0 | 6.9 | 6.9 | 6.8 | 6.6 |



- [] Ranking at each section and finish
- .-.- No data available at this section
- NA No data available



| | |
|--------------------------------|-----------------|
| Horse/Jockey Name | Tantrums |
| Final Rank | 11 |
| Fastest Section Time (Section) | 0:11.62 (1200m) |
| Top Speed [km/h] (Section) | 63.5 (1200m) |
| Race State | Finished |



Sunshine Coast QLD Professional

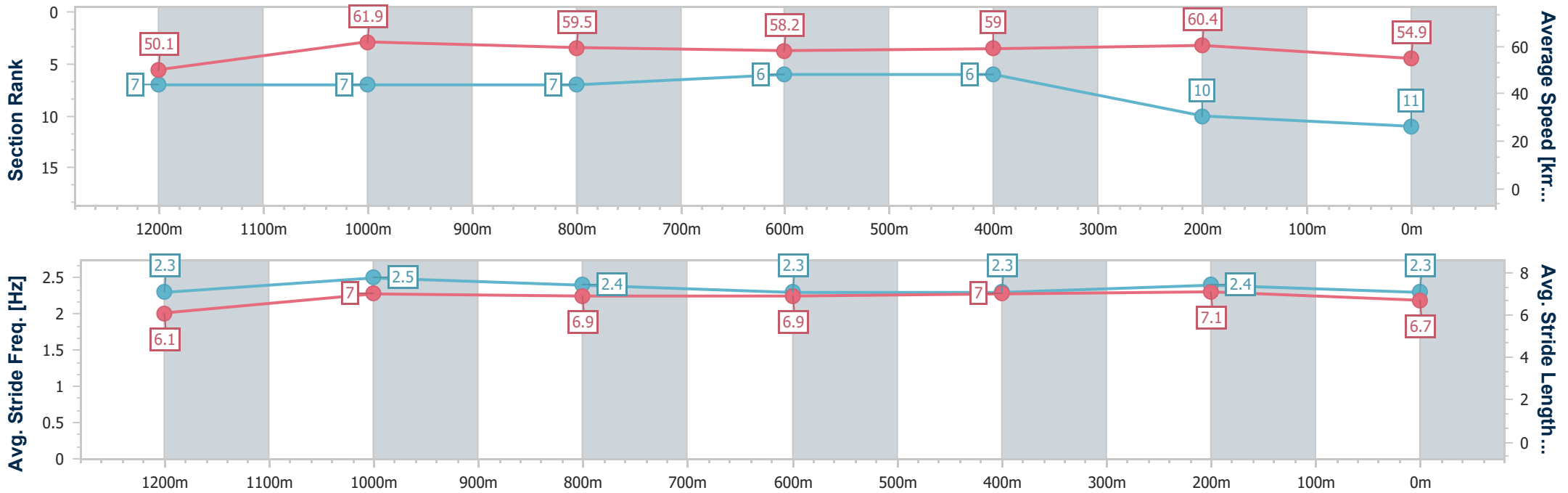
Race 6: BATHERSBY LEGAL Class 1 Handicap - 1400m



27 October 2023 - 20:26

Track Rating: Good 4, Weather: Overcast, Rail Position: +3m

| Section | Overall | 1200m | 1000m | 800m | 600m | 400m | 200m |
|------------------------|---------------------------|--------------------------|--------------------------|--------------------------|--------------------------|--------------------------|---------------------------|
| Section Times | 1:27.80 [11] (0:14.40) | 1:13.40 [7] (0:11.62) | 1:01.78 [7] (0:12.12) | 0:49.66 [7] (0:12.40) | 0:37.26 [6] (0:12.22) | 0:25.04 [6] (0:11.90) | 0:13.14 [10] (0:13.14) |
| Average Speed [km/h] | 50.1 | 61.9 | 59.5 | 58.2 | 59.0 | 60.4 | 54.9 |
| Top Speed [km/h] | 63.1 | 63.5 | 60.1 | 59.0 | 61.3 | 61.7 | 58.2 |
| Avg. Dist. to Rail [m] | 3.2 | 1.6 | 1.4 | 0.4 | 0.4 | 1.4 | 2.3 |
| Avg. Stride Freq. [Hz] | 2.3 | 2.5 | 2.4 | 2.3 | 2.3 | 2.4 | 2.3 |
| Avg. Stride Length [m] | 6.1 | 7.0 | 6.9 | 6.9 | 7.0 | 7.1 | 6.7 |



- [] Ranking at each section and finish
- .-.- No data available at this section
- NA No data available



| | |
|--------------------------------|-----------------|
| Horse/Jockey Name | Echo Hunter |
| Final Rank | 12 |
| Fastest Section Time (Section) | 0:11.66 (1200m) |
| Top Speed [km/h] (Section) | 62.6 (1200m) |
| Race State | Finished |



Sunshine Coast QLD Professional

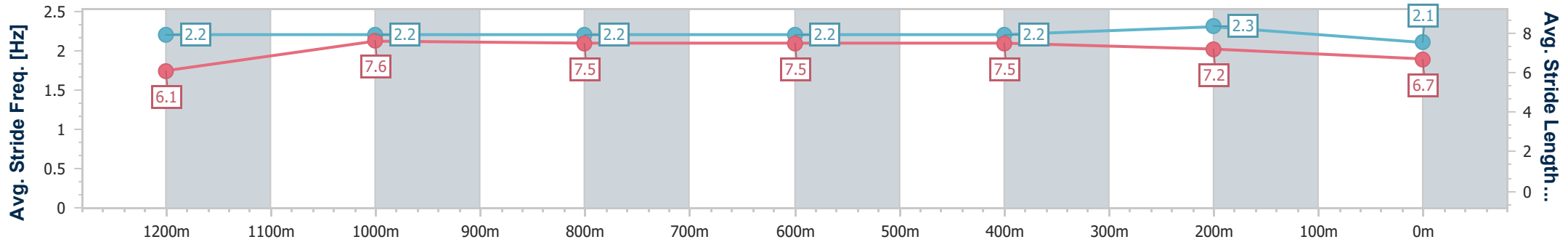
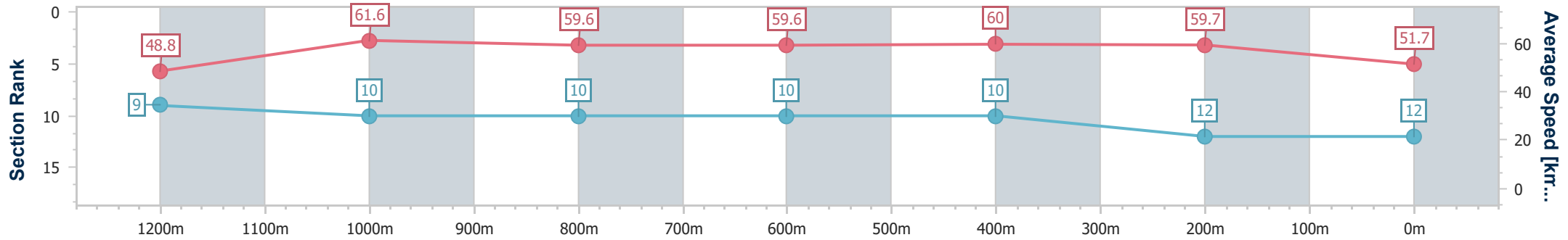
Race 6: BATHERSBY LEGAL Class 1 Handicap - 1400m



27 October 2023 - 20:26

Track Rating: Good 4, Weather: Overcast, Rail Position: +3m

| Section | Overall | 1200m | 1000m | 800m | 600m | 400m | 200m |
|------------------------|---------------------------|--------------------------|---------------------------|---------------------------|---------------------------|---------------------------|---------------------------|
| Section Times | 1:28.96 [12] (0:14.78) | 1:14.18 [9] (0:11.66) | 1:02.52 [10] (0:12.18) | 0:50.34 [10] (0:12.23) | 0:38.11 [10] (0:12.12) | 0:25.99 [10] (0:12.09) | 0:13.90 [12] (0:13.90) |
| Average Speed [km/h] | 48.8 | 61.6 | 59.6 | 59.6 | 60.0 | 59.7 | 51.7 |
| Top Speed [km/h] | 62.4 | 62.6 | 61.5 | 60.1 | 61.8 | 61.8 | 57.0 |
| Avg. Dist. to Rail [m] | 5.5 | 3.4 | 3.1 | 1.8 | 1.7 | 5.1 | 5.8 |
| Avg. Stride Freq. [Hz] | 2.2 | 2.2 | 2.2 | 2.2 | 2.2 | 2.3 | 2.1 |
| Avg. Stride Length [m] | 6.1 | 7.6 | 7.5 | 7.5 | 7.5 | 7.2 | 6.7 |



- [] Ranking at each section and finish
- .-.- No data available at this section
- NA No data available