



Sunshine Coast QLD Professional
Race 7: BRAD READ DESIGN GROUP Colts, Geldings & Entires
RATINGS BAND 0 - 58 Handicap - 1000m
27 October 2023 - 20:55



Track Rating: Good 4, Weather: Overcast, Rail Position: +3m

Section		Overall	800m	600m	400m	200m	Last 600m					
Field Times		0:59.16 (0:13.43)	0:45.73 (0:10.99)	0:34.74 (0:11.11)	0:23.63 (0:11.43)	0:12.20 (0:12.20)	0:34.74					
Rank	TAB Horse/Jockey	Barrier	Top Speed [km/h]	Fastest Section	Margin					Distance Travelled [m]		
1	1 BULSARA Justin Huxtable	1	67.5 Overall	0:10.99 800m	0:59.16 [1] (0:13.70)	0:45.46 [4] (0:10.99)	0:34.47 [4] (0:11.17)	0:23.30 [3] (0:11.29)	0:12.01 [2] (0:12.01)	0:59.16	0:34.47	
2	2 OUR ROCKETMAN James Orman	2	68.1 800m	0:10.93 800m	0:59.19 [2] (0:13.94)	0:45.25 [5] (0:10.93)	0:34.32 [6] (0:11.23)	0:23.09 [7] (0:11.14)	0:11.95 [3] (0:11.95)	0.2L	0:34.32	+4
3	3 BALALAIKA BIRD Cejay Graham	8	67.5 Overall	0:10.99 800m	0:59.53 [3] (0:13.43)	0:46.10 [1] (0:10.99)	0:35.11 [1] (0:11.11)	0:24.00 [1] (0:11.43)	0:12.57 [1] (0:12.57)	2L	0:35.11	+1
4	4 KING DICK Kirk Matheson	4	68.3 800m	0:10.79 800m	0:59.61 [4] (0:14.04)	0:45.57 [6] (0:10.79)	0:34.78 [5] (0:11.13)	0:23.65 [4] (0:11.33)	0:12.32 [4] (0:12.32)	2.3L	0:34.78	+0
5	5 POCKETROCKET Samantha Collett	5	68.0 800m	0:10.85 800m	0:59.81 [5] (0:14.10)	0:45.71 [7] (0:10.85)	0:34.86 [7] (0:11.12)	0:23.74 [6] (0:11.30)	0:12.44 [5] (0:12.44)	3.3L	0:34.86	+6
6	6 ONE IN ALL Jake Bayliss	6	68.2 Overall	0:10.96 800m	1:00.11 [6] (0:13.68)	0:46.43 [3] (0:10.96)	0:35.47 [3] (0:11.38)	0:24.09 [5] (0:11.51)	0:12.58 [6] (0:12.58)	5.1L	0:35.47	+7
7	7 TAWFIQ STAR Damien Thornton	3	68.4 800m	0:10.94 800m	1:01.38 [7] (0:13.58)	0:47.80 [2] (0:10.94)	0:36.86 [2] (0:11.30)	0:25.56 [2] (0:11.79)	0:13.77 [7] (0:13.77)	12.4L	0:36.86	+5

Scratched: Gold Revolution (#8)

[] Ranking at each section and finish
 -:-:- No data available at this section
 NA No data available

SCN Saddle cloth number
 DNF Did not finish
 DNT Did not track



Horse/Jockey Name	Bulsara
Final Rank	1
Fastest Section Time (Section)	0:10.99 (800m)
Top Speed [km/h] (Section)	67.5 (Overall)
Race State	Finished



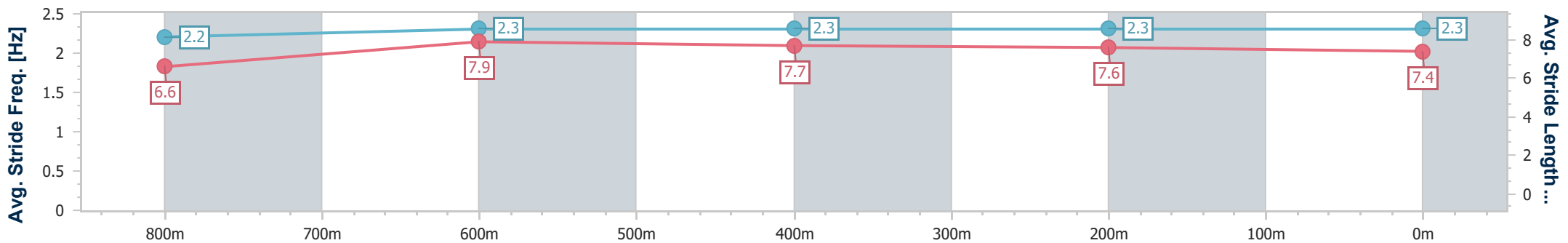
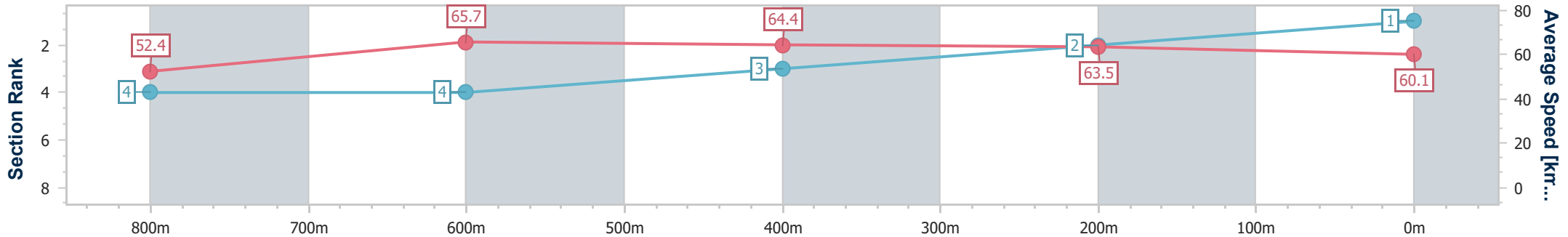
Sunshine Coast QLD Professional
 Race 7: BRAD READ DESIGN GROUP Colts, Geldings & Entires RATINGS BAND 0 - 58 Handicap - 1000m



27 October 2023 - 20:55

Track Rating: Good 4, Weather: Overcast, Rail Position: +3m

Section	Overall	800m	600m	400m	200m
Section Times	0:59.16 [1] (0:13.70)	0:45.46 [4] (0:10.99)	0:34.47 [4] (0:11.17)	0:23.30 [3] (0:11.29)	0:12.01 [2] (0:12.01)
Average Speed [km/h]	52.4	65.7	64.4	63.5	60.1
Top Speed [km/h]	67.5	67.1	65.0	64.9	62.8
Avg. Dist. to Rail [m]	2.5	0.9	0.7	2.5	4.5
Avg. Stride Freq. [Hz]	2.2	2.3	2.3	2.3	2.3
Avg. Stride Length [m]	6.6	7.9	7.7	7.6	7.4



- [] Ranking at each section and finish
- .-.- No data available at this section
- NA No data available



Horse/Jockey Name	Our Rocketman
Final Rank	2
Fastest Section Time (Section)	0:10.93 (800m)
Top Speed [km/h] (Section)	68.1 (800m)
Race State	Finished



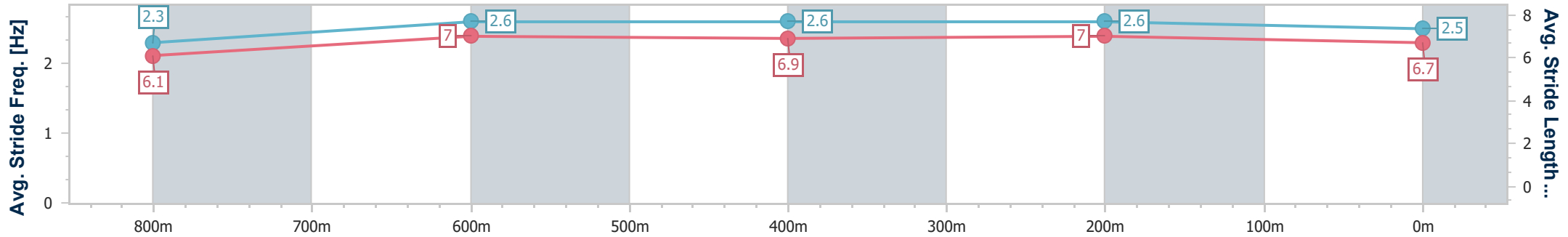
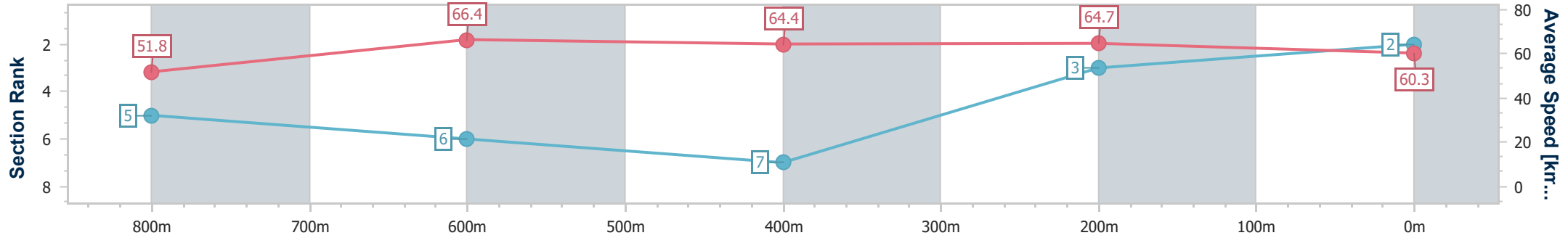
Sunshine Coast QLD Professional
 Race 7: BRAD READ DESIGN GROUP Colts, Geldings & Entires RATINGS BAND 0 - 58 Handicap - 1000m



27 October 2023 - 20:55

Track Rating: Good 4, Weather: Overcast, Rail Position: +3m

Section	Overall	800m	600m	400m	200m
Section Times	0:59.19 [2] (0:13.94)	0:45.25 [5] (0:10.93)	0:34.32 [6] (0:11.23)	0:23.09 [7] (0:11.14)	0:11.95 [3] (0:11.95)
Average Speed [km/h]	51.8	66.4	64.4	64.7	60.3
Top Speed [km/h]	66.0	68.1	66.3	66.3	64.9
Avg. Dist. to Rail [m]	4.1	2.3	1.5	4.1	6.8
Avg. Stride Freq. [Hz]	2.3	2.6	2.6	2.6	2.5
Avg. Stride Length [m]	6.1	7.0	6.9	7.0	6.7



- [] Ranking at each section and finish
- .-.- No data available at this section
- NA No data available



Horse/Jockey Name	Balalaika Bird
Final Rank	3
Fastest Section Time (Section)	0:10.99 (800m)
Top Speed [km/h] (Section)	67.5 (Overall)
Race State	Finished



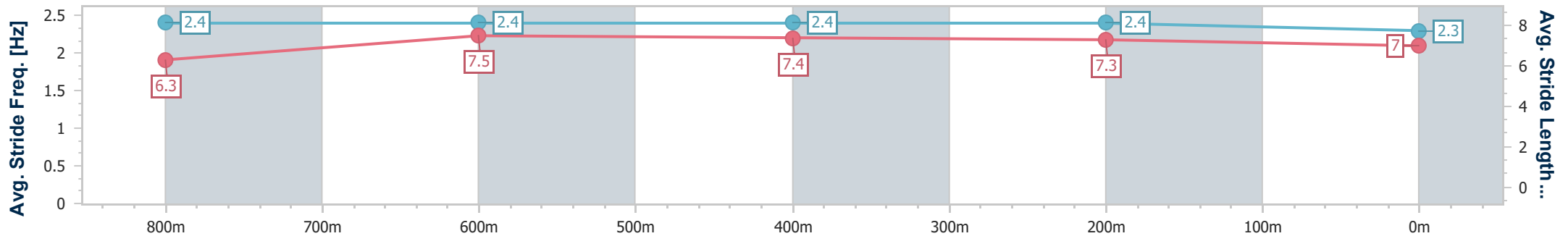
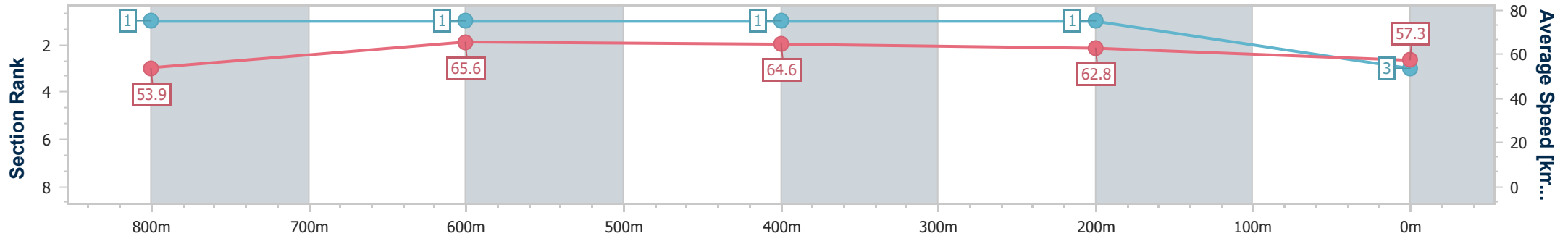
Sunshine Coast QLD Professional
 Race 7: BRAD READ DESIGN GROUP Colts, Geldings & Entires RATINGS BAND 0 - 58 Handicap - 1000m



27 October 2023 - 20:55

Track Rating: Good 4, Weather: Overcast, Rail Position: +3m

Section	Overall	800m	600m	400m	200m
Section Times	0:59.53 [3] (0:13.43)	0:46.10 [1] (0:10.99)	0:35.11 [1] (0:11.11)	0:24.00 [1] (0:11.43)	0:12.57 [1] (0:12.57)
Average Speed [km/h]	53.9	65.6	64.6	62.8	57.3
Top Speed [km/h]	67.5	67.5	66.1	65.1	60.8
Avg. Dist. to Rail [m]	7.3	1.0	0.7	1.7	3.1
Avg. Stride Freq. [Hz]	2.4	2.4	2.4	2.4	2.3
Avg. Stride Length [m]	6.3	7.5	7.4	7.3	7.0



- [] Ranking at each section and finish
- .-.- No data available at this section
- NA No data available



Horse/Jockey Name	King Dick
Final Rank	4
Fastest Section Time (Section)	0:10.79 (800m)
Top Speed [km/h] (Section)	68.3 (800m)
Race State	Finished



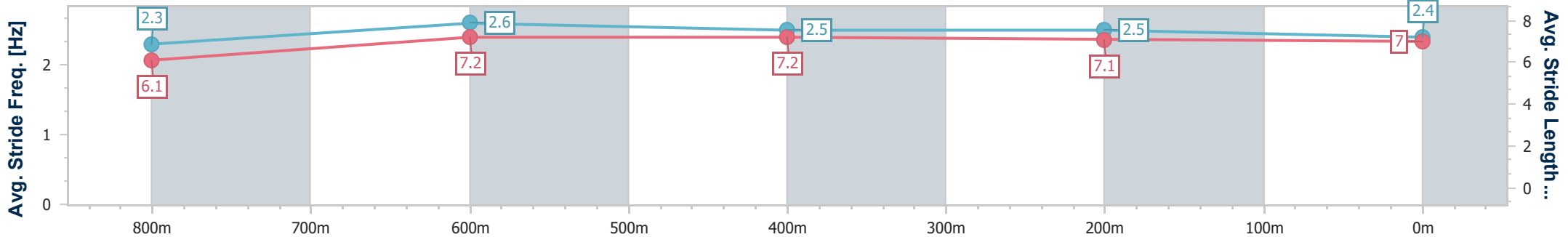
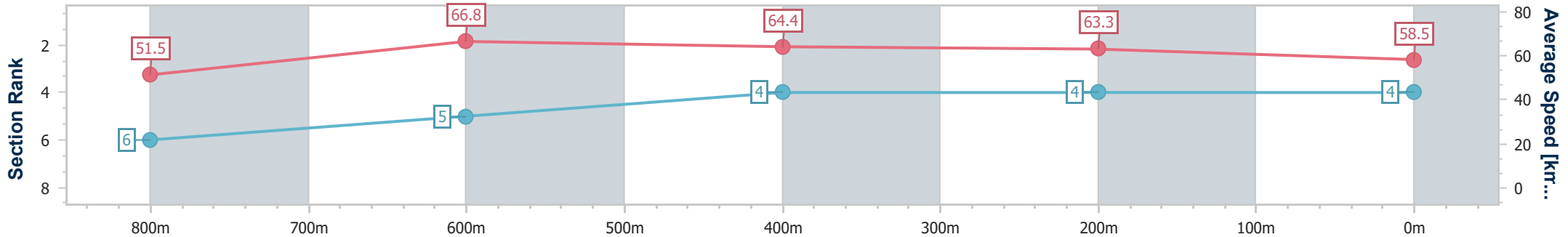
Sunshine Coast QLD Professional
 Race 7: BRAD READ DESIGN GROUP Colts, Geldings & Entires RATINGS BAND 0 - 58 Handicap - 1000m



27 October 2023 - 20:55

Track Rating: Good 4, Weather: Overcast, Rail Position: +3m

Section	Overall	800m	600m	400m	200m
Section Times	0:59.61 [4] (0:14.04)	0:45.57 [6] (0:10.79)	0:34.78 [5] (0:11.13)	0:23.65 [4] (0:11.33)	0:12.32 [4] (0:12.32)
Average Speed [km/h]	51.5	66.8	64.4	63.3	58.5
Top Speed [km/h]	67.7	68.3	65.1	65.4	62.1
Avg. Dist. to Rail [m]	3.2	0.8	1.0	1.1	3.8
Avg. Stride Freq. [Hz]	2.3	2.6	2.5	2.5	2.4
Avg. Stride Length [m]	6.1	7.2	7.2	7.1	7.0



- [] Ranking at each section and finish
- .-.- No data available at this section
- NA No data available



Horse/Jockey Name	Pocketrocket
Final Rank	5
Fastest Section Time (Section)	0:10.85 (800m)
Top Speed [km/h] (Section)	68.0 (800m)
Race State	Finished



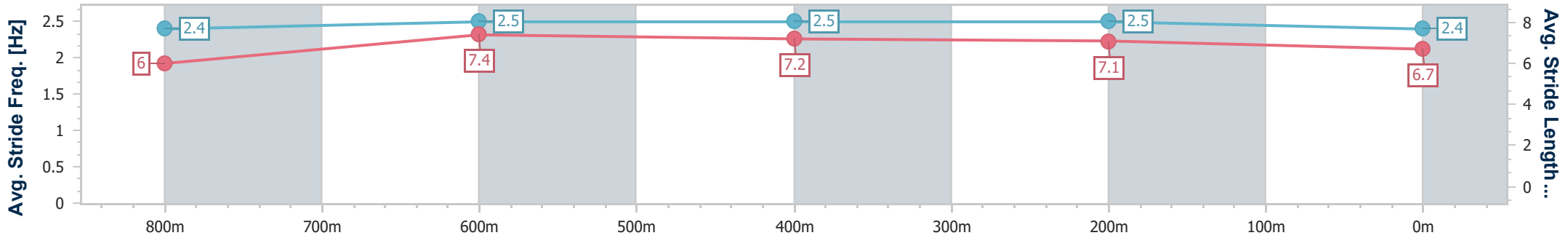
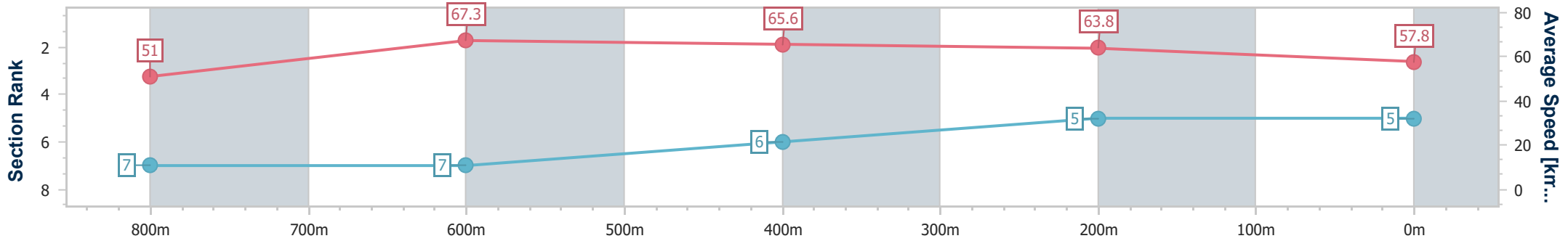
Sunshine Coast QLD Professional
 Race 7: BRAD READ DESIGN GROUP Colts, Geldings & Entires RATINGS BAND 0 - 58 Handicap - 1000m



27 October 2023 - 20:55

Track Rating: Good 4, Weather: Overcast, Rail Position: +3m

Section	Overall	800m	600m	400m	200m
Section Times	0:59.81 [5] (0:14.10)	0:45.71 [7] (0:10.85)	0:34.86 [7] (0:11.12)	0:23.74 [6] (0:11.30)	0:12.44 [5] (0:12.44)
Average Speed [km/h]	51.0	67.3	65.6	63.8	57.8
Top Speed [km/h]	66.4	68.0	66.3	66.2	61.2
Avg. Dist. to Rail [m]	5.1	3.2	2.4	8.6	7.0
Avg. Stride Freq. [Hz]	2.4	2.5	2.5	2.5	2.4
Avg. Stride Length [m]	6.0	7.4	7.2	7.1	6.7



- [] Ranking at each section and finish
- .-.- No data available at this section
- NA No data available



Horse/Jockey Name	One In All
Final Rank	6
Fastest Section Time (Section)	0:10.96 (800m)
Top Speed [km/h] (Section)	68.2 (Overall)
Race State	Finished



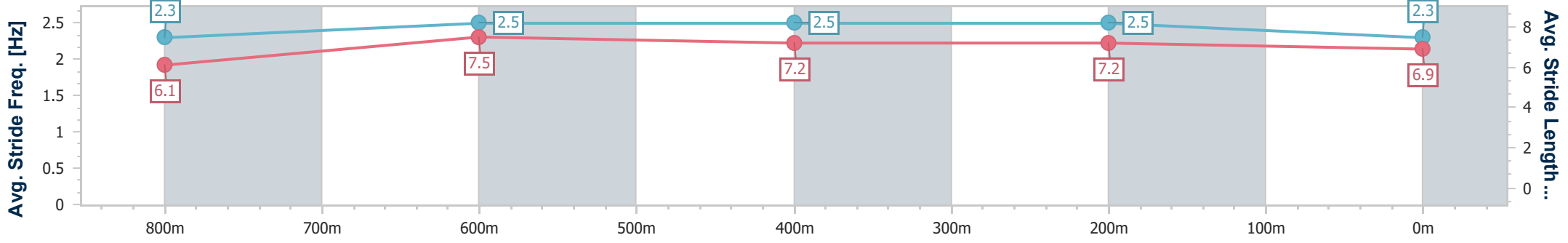
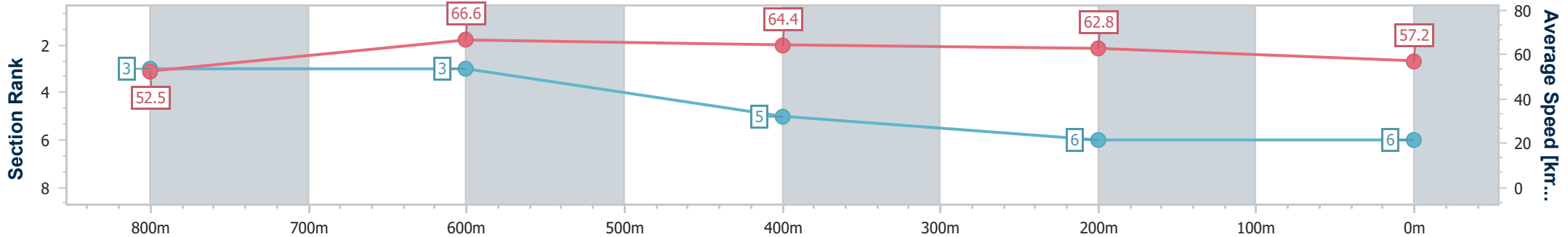
Sunshine Coast QLD Professional
 Race 7: BRAD READ DESIGN GROUP Colts, Geldings & Entires RATINGS BAND 0 - 58 Handicap - 1000m



27 October 2023 - 20:55

Track Rating: Good 4, Weather: Overcast, Rail Position: +3m

Section	Overall	800m	600m	400m	200m
Section Times	1:00.11 [6] (0:13.68)	0:46.43 [3] (0:10.96)	0:35.47 [3] (0:11.38)	0:24.09 [5] (0:11.51)	0:12.58 [6] (0:12.58)
Average Speed [km/h]	52.5	66.6	64.4	62.8	57.2
Top Speed [km/h]	68.2	67.4	65.8	64.7	59.9
Avg. Dist. to Rail [m]	6.5	3.6	3.1	5.1	4.9
Avg. Stride Freq. [Hz]	2.3	2.5	2.5	2.5	2.3
Avg. Stride Length [m]	6.1	7.5	7.2	7.2	6.9



- [] Ranking at each section and finish
- .-.- No data available at this section
- NA No data available



Horse/Jockey Name	Tawfiq Star
Final Rank	7
Fastest Section Time (Section)	0:10.94 (800m)
Top Speed [km/h] (Section)	68.4 (800m)
Race State	Finished



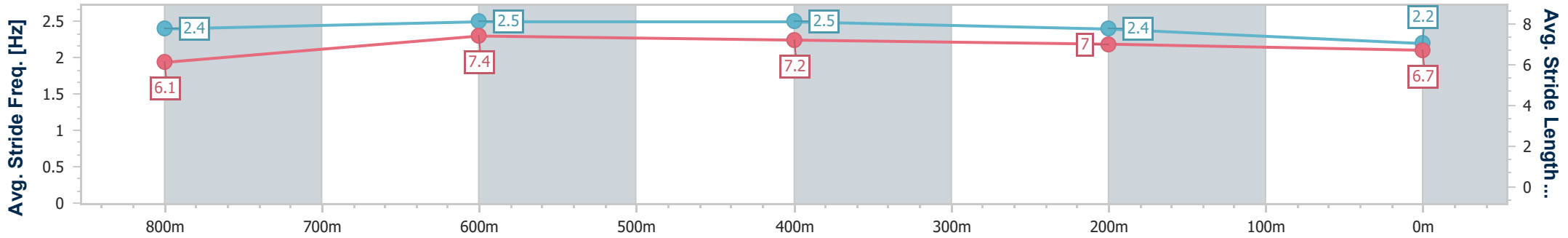
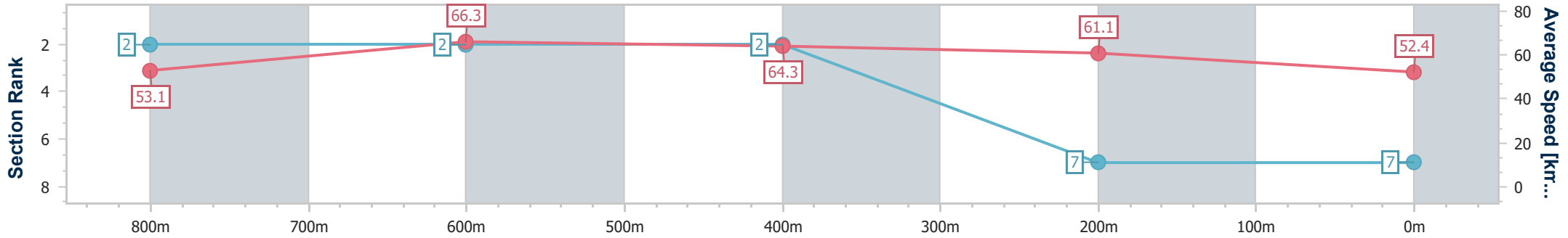
Sunshine Coast QLD Professional
 Race 7: BRAD READ DESIGN GROUP Colts, Geldings & Entires RATINGS BAND 0 - 58 Handicap - 1000m



27 October 2023 - 20:55

Track Rating: Good 4, Weather: Overcast, Rail Position: +3m

Section	Overall	800m	600m	400m	200m
Section Times	1:01.38 [7] (0:13.58)	0:47.80 [2] (0:10.94)	0:36.86 [2] (0:11.30)	0:25.56 [2] (0:11.79)	0:13.77 [7] (0:13.77)
Average Speed [km/h]	53.1	66.3	64.3	61.1	52.4
Top Speed [km/h]	68.2	68.4	65.3	63.6	58.4
Avg. Dist. to Rail [m]	4.4	2.6	1.5	3.9	4.7
Avg. Stride Freq. [Hz]	2.4	2.5	2.5	2.4	2.2
Avg. Stride Length [m]	6.1	7.4	7.2	7.0	6.7



- [] Ranking at each section and finish
- .-.- No data available at this section
- NA No data available