

Track Rating: Synthetic, Weather: Overcast, Rail Position: True

| Section | | Overall | 1400m | 1200m | 1000m | 800m | 600m | 400m | Last 600m | | | | |
|-------------|---------------------------------------|----------------------|----------------------|----------------------|--------------------------|--------------------------|--------------------------|--------------------------|--------------------------|--------------------------|--------------------------|---------|------------------------|
| Field Times | | 1:33.72 (0:09.81) | 1:23.91 (0:11.84) | 1:12.07 (0:11.72) | 1:00.35 (0:12.21) | 0:48.14 (0:12.08) | 0:36.06 (0:11.86) | 0:24.20 (0:11.81) | 0:36.06 | | | | |
| Rank | TAB Horse/Jockey | Barrier | Top Speed [km/h] | Fastest Section | | | | | | | | | Distance Travelled [m] |
| 1 | 6 PABALLO Ryan Wiggins | 1 | 63.1 1400m | 0:10.02 Overall | 1:33.72 [1] (0:10.02) | 1:23.70 [2] (0:11.80) | 1:11.90 [3] (0:11.77) | 1:00.13 [3] (0:12.26) | 0:47.87 [4] (0:11.98) | 0:35.89 [4] (0:11.76) | 0:24.13 [3] (0:11.74) | 0:35.89 | |
| 2 | 4 HIT 'EM UP Emily Lang | 4 | 64.1 1400m | 0:10.20 Overall | 1:33.82 [2] (0:10.20) | 1:23.62 [6] (0:11.56) | 1:12.06 [2] (0:11.61) | 1:00.45 [1] (0:12.21) | 0:48.24 [1] (0:12.08) | 0:36.16 [1] (0:11.86) | 0:24.30 [1] (0:11.93) | 0:36.16 | +6 |
| 3 | 8 MAGIC OF MILLO Wanderson D'Avila | 9 | 63.5 Overall | 0:09.81 Overall | 1:33.92 [3] (0:09.81) | 1:24.11 [1] (0:11.84) | 1:12.27 [1] (0:11.74) | 1:00.53 [2] (0:12.25) | 0:48.28 [2] (0:12.04) | 0:36.24 [2] (0:11.84) | 0:24.40 [2] (0:12.05) | 0:36.24 | -3 |
| 4 | 5 LUCKY JESS Nozi Tomizawa | 7 | 64.4 1400m | 0:10.18 Overall | 1:34.05 [4] (0:10.18) | 1:23.87 [5] (0:11.88) | 1:11.99 [5] (0:11.67) | 1:00.32 [5] (0:12.31) | 0:48.01 [5] (0:11.99) | 0:36.02 [5] (0:11.75) | 0:24.27 [5] (0:12.07) | 0:36.02 | +17 |
| 5 | 1 JUST WINSTON Michael Cahill | 5 | 62.7 1400m | 0:10.17 Overall | 1:34.13 [5] (0:10.17) | 1:23.96 [4] (0:11.97) | 1:11.99 [6] (0:11.73) | 1:00.26 [6] (0:12.27) | 0:47.99 [7] (0:11.93) | 0:36.06 [7] (0:11.89) | 0:24.17 [7] (0:11.95) | 0:36.06 | +8 |
| 6 | 9 READY ENABLE Chris Taylor | 2 | 63.2 1200m | 0:10.41 Overall | 1:34.50 [6] (0:10.41) | 1:24.09 [7] (0:11.87) | 1:12.22 [7] (0:11.62) | 1:00.60 [7] (0:12.24) | 0:48.36 [6] (0:11.89) | 0:36.47 [5] (0:11.85) | 0:24.62 [6] (0:12.09) | 0:36.47 | +1 |
| 7 | 3 THE BRONX BULL Jai Williams | 3 | 62.8 1400m | 0:10.12 Overall | 1:35.08 [7] (0:10.12) | 1:24.96 [3] (0:11.83) | 1:13.13 [4] (0:11.69) | 1:01.44 [4] (0:12.19) | 0:49.25 [3] (0:11.98) | 0:37.27 [3] (0:11.92) | 0:25.35 [4] (0:12.23) | 0:37.27 | +7 |
| 8 | 2 MOOLOOLABA MAGIC Paul Hammersley | 6 | 62.6 1400m | 0:10.48 Overall | 1:37.10 [8] (0:10.48) | 1:26.62 [8] (0:11.85) | 1:14.77 [8] (0:11.82) | 1:02.95 [8] (0:12.24) | 0:50.71 [8] (0:11.93) | 0:38.78 [8] (0:12.13) | 0:26.65 [8] (0:12.58) | 0:38.78 | +5 |

Scratched: Giselle's Gamble (#7)



Aquis Park Gold Coast Poly QLD Professional

Race 1: ISEEKPLANT Maiden Handicap - 1540m

28 October 2023 - 13:39



Track Rating: Synthetic, Weather: Overcast, Rail Position: True

| Section | | | | 200m | | | | Last 600m | |
|-------------|-----|--|---------|----------------------|--------------------|--------------------------|---------|-----------|------------------------|
| Field Times | | | | 0:12.39 (0:12.39) | | | | 0:36.06 | |
| Rank | TAB | Horse/Jockey | Barrier | Top Speed [km/h] | Fastest Section | Margin | | | Distance Travelled [m] |
| 1 | 6 | PABALLO Ryan Wiggins | 1 | 63.1 1400m | 0:10.02 Overall | 0:12.39 [1] (0:12.39) | 1:33.72 | | 0:35.89 |
| 2 | 4 | HIT 'EM UP Emily Lang | 4 | 64.1 1400m | 0:10.20 Overall | 0:12.37 [2] (0:12.37) | 0.5L | | 0:36.16 +6 |
| 3 | 8 | MAGIC OF MILLO Wanderson D'Avila | 9 | 63.5 Overall | 0:09.81 Overall | 0:12.35 [3] (0:12.35) | 1L | | 0:36.24 -3 |
| 4 | 5 | LUCKY JESS Nozi Tomizawa | 7 | 64.4 1400m | 0:10.18 Overall | 0:12.20 [4] (0:12.20) | 1.8L | | 0:36.02 +17 |
| 5 | 1 | JUST WINSTON Michael Cahill | 5 | 62.7 1400m | 0:10.17 Overall | 0:12.22 [5] (0:12.22) | 2.2L | | 0:36.06 +8 |
| 6 | 9 | READY ENABLE Chris Taylor | 2 | 63.2 1200m | 0:10.41 Overall | 0:12.53 [7] (0:12.53) | 4.2L | | 0:36.47 +1 |
| 7 | 3 | THE BRONX BULL Jai Williams | 3 | 62.8 1400m | 0:10.12 Overall | 0:13.12 [6] (0:13.12) | 7.5L | | 0:37.27 +7 |
| 8 | 2 | MOOLOOLABA MAGIC Paul Hammersley | 6 | 62.6 1400m | 0:10.48 Overall | 0:14.07 [8] (0:14.07) | 19.3L | | 0:38.78 +5 |

Scratched: Giselle's Gamble (#7)

[] Ranking at each section and finish
 -:-:- No data available at this section
 NA No data available

SCN Saddle cloth number
 DNF Did not finish
 DNT Did not track



| | |
|--------------------------------|-------------------|
| Horse/Jockey Name | Paballo |
| Final Rank | 1 |
| Fastest Section Time (Section) | 0:10.02 (Overall) |
| Top Speed [km/h] (Section) | 63.1 (1400m) |
| Race State | Finished |



Aquis Park Gold Coast Poly QLD Professional

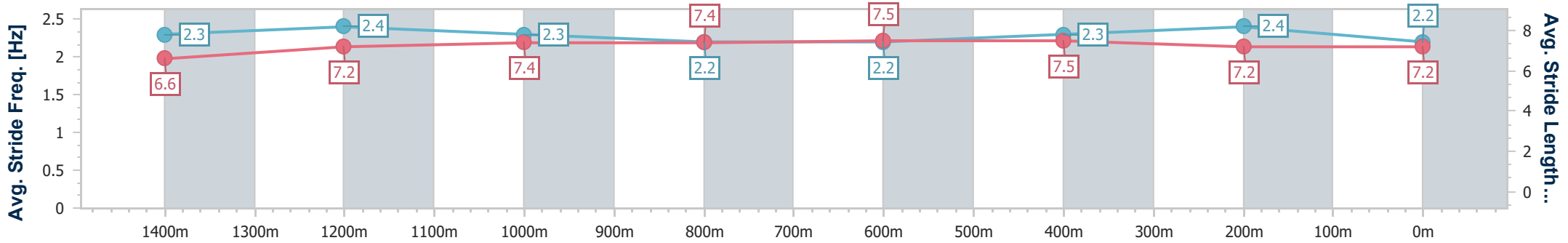
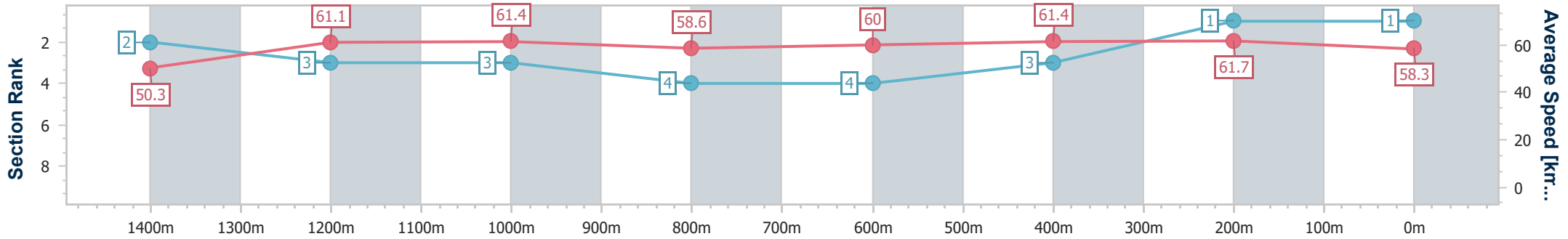
Race 1: ISEEKPLANT Maiden Handicap - 1540m

28 October 2023 - 13:39

Track Rating: Synthetic, Weather: Overcast, Rail Position: True



| Section | Overall | 1400m | 1200m | 1000m | 800m | 600m | 400m | 200m |
|------------------------|--------------------------|--------------------------|--------------------------|--------------------------|--------------------------|--------------------------|--------------------------|--------------------------|
| Section Times | 1:33.72 [1] (0:10.02) | 1:23.70 [2] (0:11.80) | 1:11.90 [3] (0:11.77) | 1:00.13 [3] (0:12.26) | 0:47.87 [4] (0:11.98) | 0:35.89 [4] (0:11.76) | 0:24.13 [3] (0:11.74) | 0:12.39 [1] (0:12.39) |
| Average Speed [km/h] | 50.3 | 61.1 | 61.4 | 58.6 | 60.0 | 61.4 | 61.7 | 58.3 |
| Top Speed [km/h] | 60.4 | 63.1 | 62.6 | 60.5 | 60.7 | 62.2 | 62.9 | 60.1 |
| Avg. Dist. to Rail [m] | 2.1 | 0.4 | 1.1 | 0.6 | 0.5 | 0.7 | 2.8 | 3.8 |
| Avg. Stride Freq. [Hz] | 2.3 | 2.4 | 2.3 | 2.2 | 2.2 | 2.3 | 2.4 | 2.2 |
| Avg. Stride Length [m] | 6.6 | 7.2 | 7.4 | 7.4 | 7.5 | 7.5 | 7.2 | 7.2 |



- [] Ranking at each section and finish
- .-.- No data available at this section
- NA No data available



| | |
|--------------------------------|-------------------|
| Horse/Jockey Name | Hit 'Em Up |
| Final Rank | 2 |
| Fastest Section Time (Section) | 0:10.20 (Overall) |
| Top Speed [km/h] (Section) | 64.1 (1400m) |
| Race State | Finished |



Aquis Park Gold Coast Poly QLD Professional

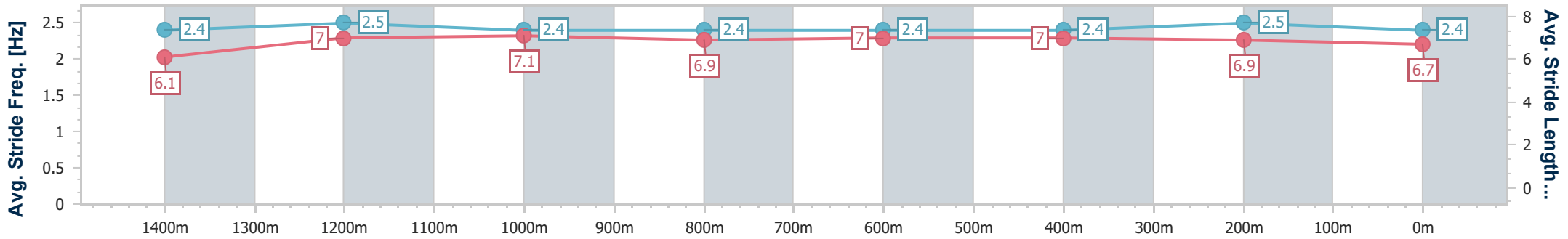
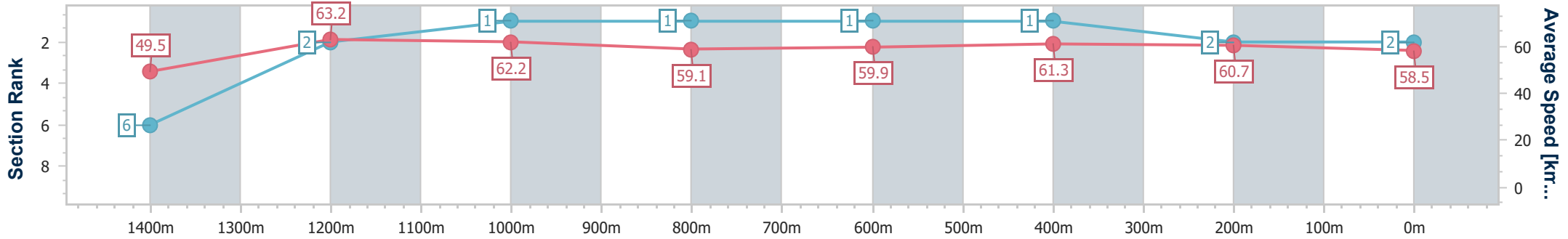
Race 1: ISEEKPLANT Maiden Handicap - 1540m

28 October 2023 - 13:39

Track Rating: Synthetic, Weather: Overcast, Rail Position: True



| Section | Overall | 1400m | 1200m | 1000m | 800m | 600m | 400m | 200m |
|------------------------|--------------------------|--------------------------|--------------------------|--------------------------|--------------------------|--------------------------|--------------------------|--------------------------|
| Section Times | 1:33.82 [2] (0:10.20) | 1:23.62 [6] (0:11.56) | 1:12.06 [2] (0:11.61) | 1:00.45 [1] (0:12.21) | 0:48.24 [1] (0:12.08) | 0:36.16 [1] (0:11.86) | 0:24.30 [1] (0:11.93) | 0:12.37 [2] (0:12.37) |
| Average Speed [km/h] | 49.5 | 63.2 | 62.2 | 59.1 | 59.9 | 61.3 | 60.7 | 58.5 |
| Top Speed [km/h] | 62.6 | 64.1 | 63.8 | 60.3 | 61.8 | 63.5 | 61.7 | 60.0 |
| Avg. Dist. to Rail [m] | 4.7 | 1.9 | 1.0 | 1.1 | 1.2 | 2.1 | 2.6 | 3.0 |
| Avg. Stride Freq. [Hz] | 2.4 | 2.5 | 2.4 | 2.4 | 2.4 | 2.4 | 2.5 | 2.4 |
| Avg. Stride Length [m] | 6.1 | 7.0 | 7.1 | 6.9 | 7.0 | 7.0 | 6.9 | 6.7 |



- [] Ranking at each section and finish
- .-.-.- No data available at this section
- NA No data available



| | |
|--------------------------------|-------------------|
| Horse/Jockey Name | Magic Of Millo |
| Final Rank | 3 |
| Fastest Section Time (Section) | 0:09.81 (Overall) |
| Top Speed [km/h] (Section) | 63.5 (Overall) |
| Race State | Finished |



Aquis Park Gold Coast Poly QLD Professional

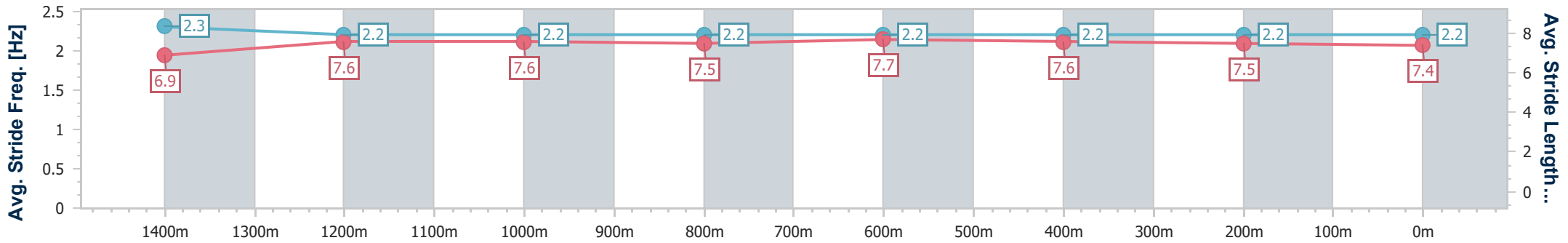
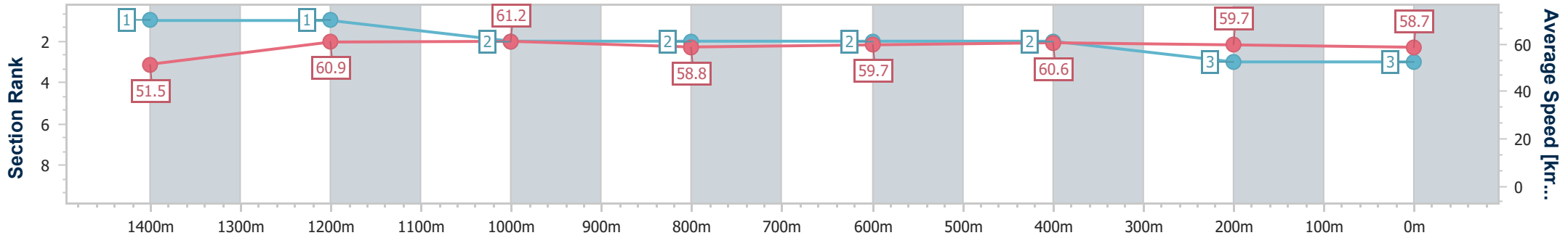
Race 1: ISEEKPLANT Maiden Handicap - 1540m

28 October 2023 - 13:39

Track Rating: Synthetic, Weather: Overcast, Rail Position: True



| Section | Overall | 1400m | 1200m | 1000m | 800m | 600m | 400m | 200m |
|------------------------|--------------------------|--------------------------|--------------------------|--------------------------|--------------------------|--------------------------|--------------------------|--------------------------|
| Section Times | 1:33.92 [3] (0:09.81) | 1:24.11 [1] (0:11.84) | 1:12.27 [1] (0:11.74) | 1:00.53 [2] (0:12.25) | 0:48.28 [2] (0:12.04) | 0:36.24 [2] (0:11.84) | 0:24.40 [2] (0:12.05) | 0:12.35 [3] (0:12.35) |
| Average Speed [km/h] | 51.5 | 60.9 | 61.2 | 58.8 | 59.7 | 60.6 | 59.7 | 58.7 |
| Top Speed [km/h] | 63.5 | 63.3 | 62.3 | 59.6 | 60.8 | 61.3 | 60.1 | 59.5 |
| Avg. Dist. to Rail [m] | 7.4 | 0.4 | 1.0 | 0.7 | 0.6 | 0.9 | 0.5 | 0.9 |
| Avg. Stride Freq. [Hz] | 2.3 | 2.2 | 2.2 | 2.2 | 2.2 | 2.2 | 2.2 | 2.2 |
| Avg. Stride Length [m] | 6.9 | 7.6 | 7.6 | 7.5 | 7.7 | 7.6 | 7.5 | 7.4 |



- [] Ranking at each section and finish
- .-.- No data available at this section
- NA No data available



| | |
|--------------------------------|-------------------|
| Horse/Jockey Name | Lucky Jess |
| Final Rank | 4 |
| Fastest Section Time (Section) | 0:10.18 (Overall) |
| Top Speed [km/h] (Section) | 64.4 (1400m) |
| Race State | Finished |



Aquis Park Gold Coast Poly QLD Professional

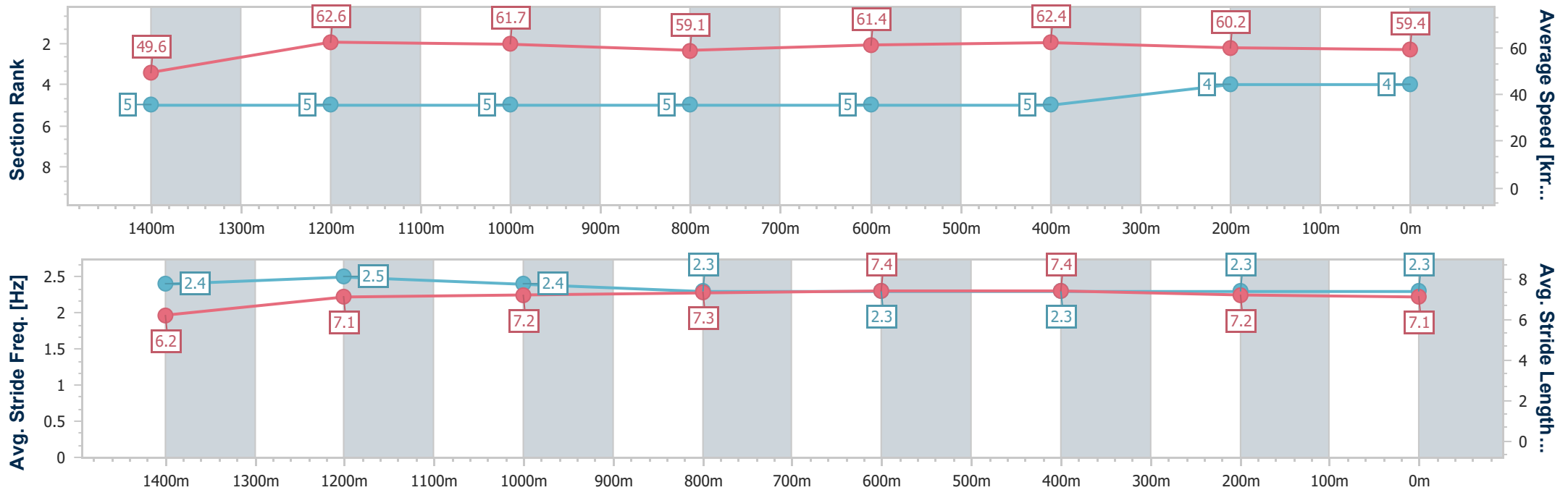
Race 1: ISEEKPLANT Maiden Handicap - 1540m

28 October 2023 - 13:39

Track Rating: Synthetic, Weather: Overcast, Rail Position: True



| Section | Overall | 1400m | 1200m | 1000m | 800m | 600m | 400m | 200m |
|------------------------|--------------------------|--------------------------|--------------------------|--------------------------|--------------------------|--------------------------|--------------------------|--------------------------|
| Section Times | 1:34.05 [4] (0:10.18) | 1:23.87 [5] (0:11.88) | 1:11.99 [5] (0:11.67) | 1:00.32 [5] (0:12.31) | 0:48.01 [5] (0:11.99) | 0:36.02 [5] (0:11.75) | 0:24.27 [5] (0:12.07) | 0:12.20 [4] (0:12.20) |
| Average Speed [km/h] | 49.6 | 62.6 | 61.7 | 59.1 | 61.4 | 62.4 | 60.2 | 59.4 |
| Top Speed [km/h] | 61.5 | 64.4 | 64.3 | 60.6 | 62.8 | 64.0 | 62.2 | 60.1 |
| Avg. Dist. to Rail [m] | 7.0 | 4.2 | 4.4 | 3.7 | 3.7 | 3.3 | 4.7 | 4.3 |
| Avg. Stride Freq. [Hz] | 2.4 | 2.5 | 2.4 | 2.3 | 2.3 | 2.3 | 2.3 | 2.3 |
| Avg. Stride Length [m] | 6.2 | 7.1 | 7.2 | 7.3 | 7.4 | 7.4 | 7.2 | 7.1 |



- [] Ranking at each section and finish
- .-.- No data available at this section
- NA No data available



| | |
|--------------------------------|-------------------|
| Horse/Jockey Name | Just Winston |
| Final Rank | 5 |
| Fastest Section Time (Section) | 0:10.17 (Overall) |
| Top Speed [km/h] (Section) | 62.7 (1400m) |
| Race State | Finished |



Aquis Park Gold Coast Poly QLD Professional

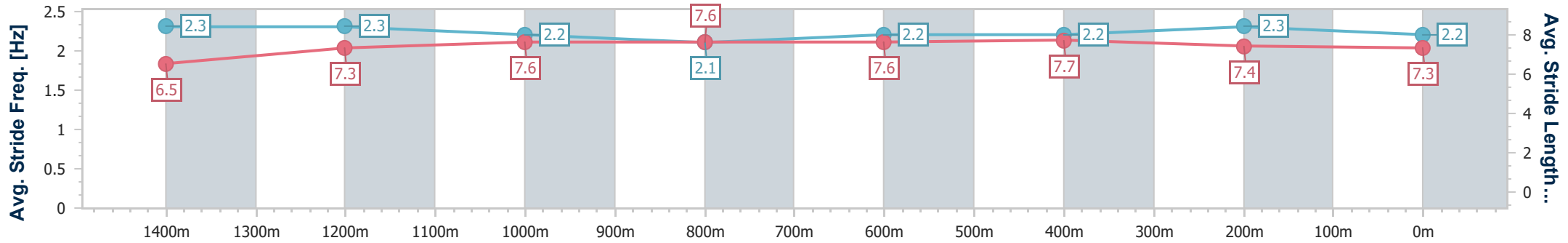
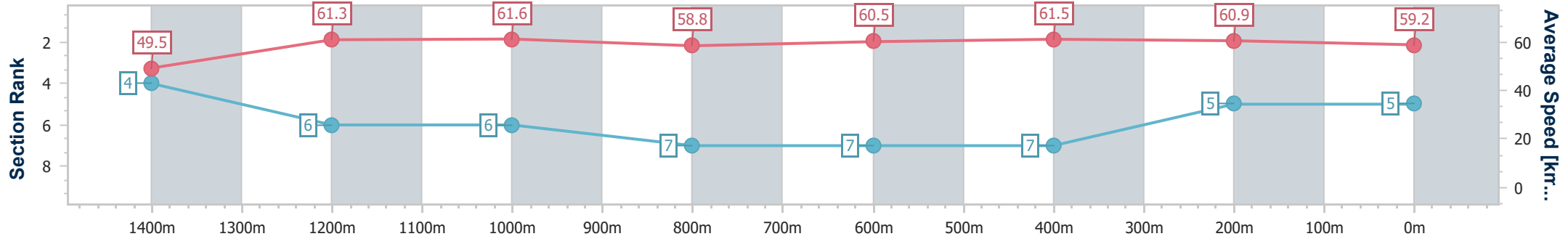
Race 1: ISEEKPLANT Maiden Handicap - 1540m

28 October 2023 - 13:39

Track Rating: Synthetic, Weather: Overcast, Rail Position: True



| Section | Overall | 1400m | 1200m | 1000m | 800m | 600m | 400m | 200m |
|------------------------|--------------------------|--------------------------|--------------------------|--------------------------|--------------------------|--------------------------|--------------------------|--------------------------|
| Section Times | 1:34.13 [5] (0:10.17) | 1:23.96 [4] (0:11.97) | 1:11.99 [6] (0:11.73) | 1:00.26 [6] (0:12.27) | 0:47.99 [7] (0:11.93) | 0:36.06 [7] (0:11.89) | 0:24.17 [7] (0:11.95) | 0:12.22 [5] (0:12.22) |
| Average Speed [km/h] | 49.5 | 61.3 | 61.6 | 58.8 | 60.5 | 61.5 | 60.9 | 59.2 |
| Top Speed [km/h] | 61.8 | 62.7 | 62.7 | 61.1 | 61.9 | 62.0 | 61.5 | 60.6 |
| Avg. Dist. to Rail [m] | 5.5 | 2.6 | 1.8 | 1.1 | 1.0 | 2.2 | 5.9 | 6.6 |
| Avg. Stride Freq. [Hz] | 2.3 | 2.3 | 2.2 | 2.1 | 2.2 | 2.2 | 2.3 | 2.2 |
| Avg. Stride Length [m] | 6.5 | 7.3 | 7.6 | 7.6 | 7.6 | 7.7 | 7.4 | 7.3 |



- [] Ranking at each section and finish
- .-.- No data available at this section
- NA No data available



| | |
|--------------------------------|-------------------|
| Horse/Jockey Name | Ready Enable |
| Final Rank | 6 |
| Fastest Section Time (Section) | 0:10.41 (Overall) |
| Top Speed [km/h] (Section) | 63.2 (1200m) |
| Race State | Finished |



Aquis Park Gold Coast Poly QLD Professional

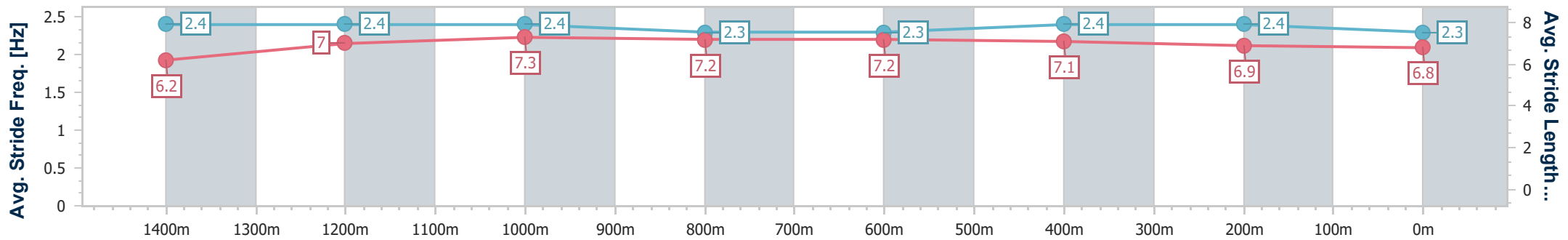
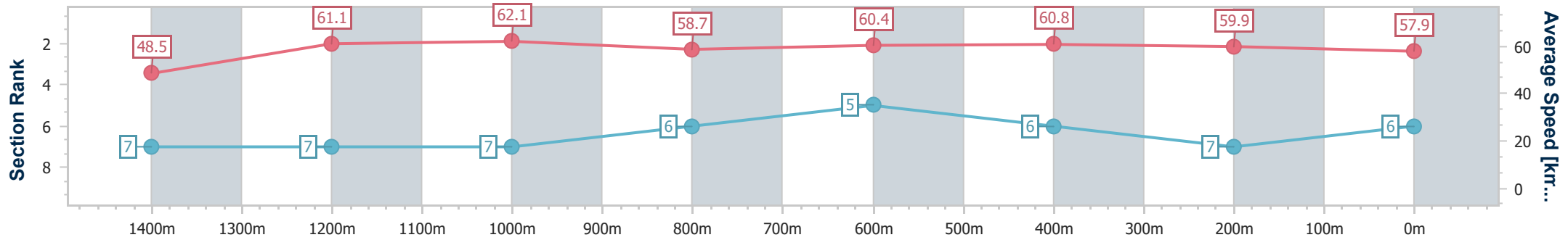
Race 1: ISEEKPLANT Maiden Handicap - 1540m

28 October 2023 - 13:39

Track Rating: Synthetic, Weather: Overcast, Rail Position: True



| Section | Overall | 1400m | 1200m | 1000m | 800m | 600m | 400m | 200m |
|------------------------|--------------------------|--------------------------|--------------------------|--------------------------|--------------------------|--------------------------|--------------------------|--------------------------|
| Section Times | 1:34.50 [6] (0:10.41) | 1:24.09 [7] (0:11.87) | 1:12.22 [7] (0:11.62) | 1:00.60 [7] (0:12.24) | 0:48.36 [6] (0:11.89) | 0:36.47 [5] (0:11.85) | 0:24.62 [6] (0:12.09) | 0:12.53 [7] (0:12.53) |
| Average Speed [km/h] | 48.5 | 61.1 | 62.1 | 58.7 | 60.4 | 60.8 | 59.9 | 57.9 |
| Top Speed [km/h] | 58.5 | 62.9 | 63.2 | 61.3 | 60.9 | 61.8 | 60.9 | 59.5 |
| Avg. Dist. to Rail [m] | 4.3 | 1.2 | 1.1 | 0.6 | 0.6 | 0.4 | 1.9 | 4.0 |
| Avg. Stride Freq. [Hz] | 2.4 | 2.4 | 2.4 | 2.3 | 2.3 | 2.4 | 2.4 | 2.3 |
| Avg. Stride Length [m] | 6.2 | 7.0 | 7.3 | 7.2 | 7.2 | 7.1 | 6.9 | 6.8 |



- [] Ranking at each section and finish
- .-.- No data available at this section
- NA No data available



| | |
|--------------------------------|-------------------|
| Horse/Jockey Name | The Bronx Bull |
| Final Rank | 7 |
| Fastest Section Time (Section) | 0:10.12 (Overall) |
| Top Speed [km/h] (Section) | 62.8 (1400m) |
| Race State | Finished |



Aquis Park Gold Coast Poly QLD Professional

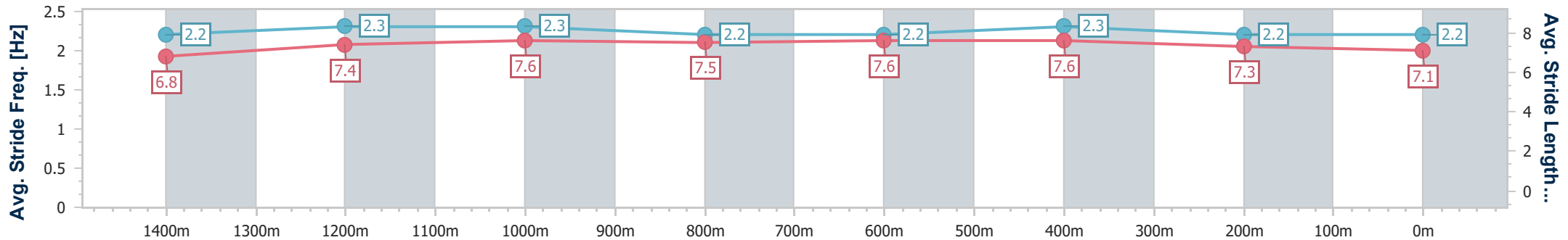
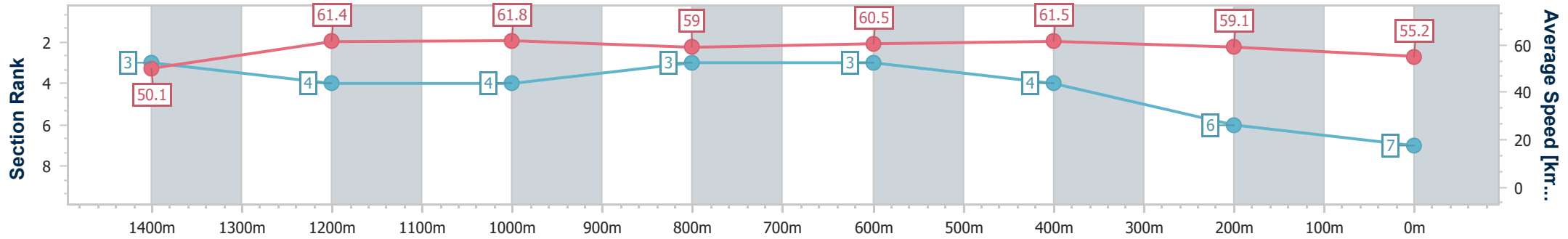
Race 1: ISEEKPLANT Maiden Handicap - 1540m

28 October 2023 - 13:39

Track Rating: Synthetic, Weather: Overcast, Rail Position: True



| Section | Overall | 1400m | 1200m | 1000m | 800m | 600m | 400m | 200m |
|------------------------|--------------------------|--------------------------|--------------------------|--------------------------|--------------------------|--------------------------|--------------------------|--------------------------|
| Section Times | 1:35.08 [7] (0:10.12) | 1:24.96 [3] (0:11.83) | 1:13.13 [4] (0:11.69) | 1:01.44 [4] (0:12.19) | 0:49.25 [3] (0:11.98) | 0:37.27 [3] (0:11.92) | 0:25.35 [4] (0:12.23) | 0:13.12 [6] (0:13.12) |
| Average Speed [km/h] | 50.1 | 61.4 | 61.8 | 59.0 | 60.5 | 61.5 | 59.1 | 55.2 |
| Top Speed [km/h] | 60.3 | 62.8 | 61.9 | 60.5 | 61.6 | 62.5 | 60.4 | 57.7 |
| Avg. Dist. to Rail [m] | 3.7 | 1.7 | 1.7 | 0.9 | 1.3 | 3.1 | 3.5 | 6.1 |
| Avg. Stride Freq. [Hz] | 2.2 | 2.3 | 2.3 | 2.2 | 2.2 | 2.3 | 2.2 | 2.2 |
| Avg. Stride Length [m] | 6.8 | 7.4 | 7.6 | 7.5 | 7.6 | 7.6 | 7.3 | 7.1 |



- [] Ranking at each section and finish
- .-.- No data available at this section
- NA No data available



| | |
|--------------------------------|-------------------|
| Horse/Jockey Name | Mooloolaba Magic |
| Final Rank | 8 |
| Fastest Section Time (Section) | 0:10.48 (Overall) |
| Top Speed [km/h] (Section) | 62.6 (1400m) |
| Race State | Finished |



Aquis Park Gold Coast Poly QLD Professional

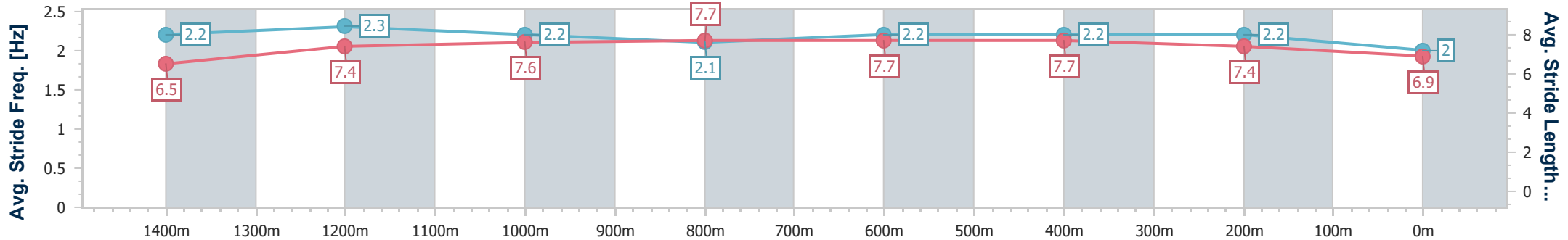
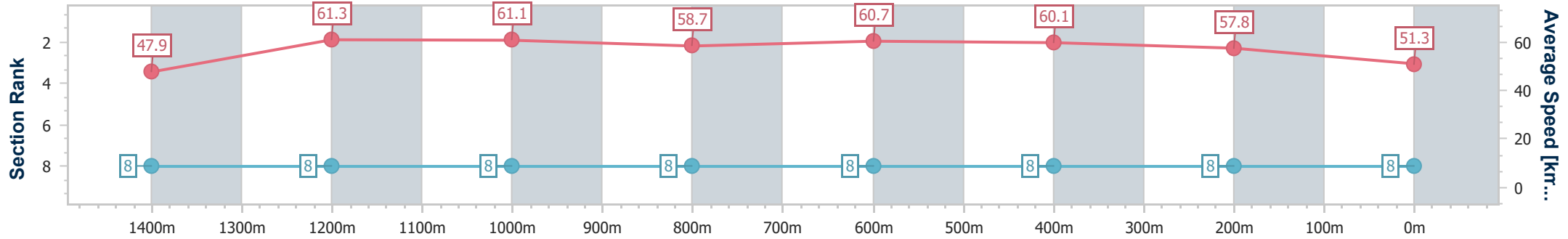
Race 1: ISEEKPLANT Maiden Handicap - 1540m

28 October 2023 - 13:39

Track Rating: Synthetic, Weather: Overcast, Rail Position: True



| Section | Overall | 1400m | 1200m | 1000m | 800m | 600m | 400m | 200m |
|------------------------|--------------------------|--------------------------|--------------------------|--------------------------|--------------------------|--------------------------|--------------------------|--------------------------|
| Section Times | 1:37.10 [8] (0:10.48) | 1:26.62 [8] (0:11.85) | 1:14.77 [8] (0:11.82) | 1:02.95 [8] (0:12.24) | 0:50.71 [8] (0:11.93) | 0:38.78 [8] (0:12.13) | 0:26.65 [8] (0:12.58) | 0:14.07 [8] (0:14.07) |
| Average Speed [km/h] | 47.9 | 61.3 | 61.1 | 58.7 | 60.7 | 60.1 | 57.8 | 51.3 |
| Top Speed [km/h] | 60.6 | 62.6 | 61.8 | 61.2 | 61.6 | 61.5 | 58.6 | 56.9 |
| Avg. Dist. to Rail [m] | 6.4 | 0.9 | 1.0 | 0.9 | 0.7 | 2.5 | 3.8 | 4.2 |
| Avg. Stride Freq. [Hz] | 2.2 | 2.3 | 2.2 | 2.1 | 2.2 | 2.2 | 2.2 | 2.0 |
| Avg. Stride Length [m] | 6.5 | 7.4 | 7.6 | 7.7 | 7.7 | 7.7 | 7.4 | 6.9 |



- [] Ranking at each section and finish
- .-.- No data available at this section
- NA No data available