



Aquis Park Gold Coast Poly QLD Professional

Race 3: BIZCAP Class 1 Plate - 1050m

28 October 2023 - 14:49



Track Rating: Synthetic, Weather: Overcast, Rail Position: True

Section		Field Times										Last 600m		
		Overall	1000m	800m	600m	400m	200m						0:33.57	
		1:00.49 (0:04.80)	0:55.69 (0:11.16)	0:44.53 (0:10.96)	0:33.57 (0:11.09)	0:22.48 (0:11.02)	0:11.46 (0:11.46)							
Rank	TAB	Horse/Jockey	Barrier	Top Speed [km/h]	Fastest Section							Margin	Distance Travelled [m]	
1	2	HAMAKI Jai Williams	4	68.3 600m	0:04.80 Overall	1:00.49 [1] (0:04.80)	0:55.69 [1] (0:11.16)	0:44.53 [1] (0:10.96)	0:33.57 [1] (0:11.09)	0:22.48 [1] (0:11.02)	0:11.46 [1] (0:11.46)	1:00.49	0:33.57	
2	8	NOBLE STYLE Micheal Hellyer	6	68.2 600m	0:05.22 Overall	1:00.97 [2] (0:05.22)	0:55.75 [6] (0:11.08)	0:44.67 [4] (0:10.92)	0:33.75 [5] (0:11.09)	0:22.66 [5] (0:11.20)	0:11.46 [3] (0:11.46)	2.8L	0:33.75	+8
3	5	RUSSIAN PINS Michael Cahill	5	68.7 800m	0:04.98 Overall	1:01.29 [3] (0:04.98)	0:56.31 [2] (0:11.08)	0:45.23 [2] (0:10.90)	0:34.33 [2] (0:11.05)	0:23.28 [2] (0:11.38)	0:11.90 [2] (0:11.90)	4.6L	0:34.33	+5
4	4	ONE 'N' ONLY Scott Galloway	3	67.3 600m	0:05.01 Overall	1:01.38 [4] (0:05.01)	0:56.37 [4] (0:11.27)	0:45.10 [3] (0:10.84)	0:34.26 [3] (0:11.15)	0:23.11 [4] (0:11.37)	0:11.74 [4] (0:11.74)	5.1L	0:34.26	-1
5	1	BURGUNDER Nozi Tomizawa	8	68.9 600m	0:05.00 Overall	1:01.80 [5] (0:05.00)	0:56.80 [3] (0:11.32)	0:45.48 [5] (0:10.88)	0:34.60 [4] (0:11.06)	0:23.54 [3] (0:11.57)	0:11.97 [5] (0:11.97)	7.4L	0:34.60	+7
6	6	SCOTTISH JEWEL Paul Hammersley	2	67.3 600m	0:05.18 Overall	1:01.95 [6] (0:05.18)	0:56.77 [5] (0:11.31)	0:45.46 [6] (0:10.86)	0:34.60 [6] (0:11.15)	0:23.45 [6] (0:11.57)	0:11.88 [6] (0:11.88)	8.2L	0:34.60	+4
7	3	MY MOSES Sariah Champkin	7	66.4 1000m	0:05.33 Overall	1:02.68 [7] (0:05.33)	0:57.35 [7] (0:11.32)	0:46.03 [7] (0:11.28)	0:34.75 [7] (0:11.54)	0:23.21 [7] (0:11.42)	0:11.79 [7] (0:11.79)	12.5L	0:34.75	+7

Scratched: She's So Vain (#7)

[] Ranking at each section and finish
 -:-:- No data available at this section
 NA No data available

SCN Saddle cloth number
 DNF Did not finish
 DNT Did not track



Horse/Jockey Name	Hamaki
Final Rank	1
Fastest Section Time (Section)	0:04.80 (Overall)
Top Speed [km/h] (Section)	68.3 (600m)
Race State	Finished



Aquis Park Gold Coast Poly QLD Professional

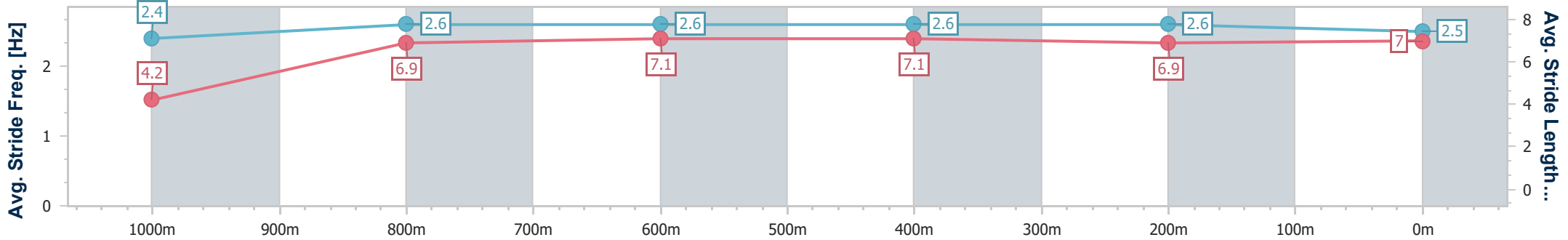
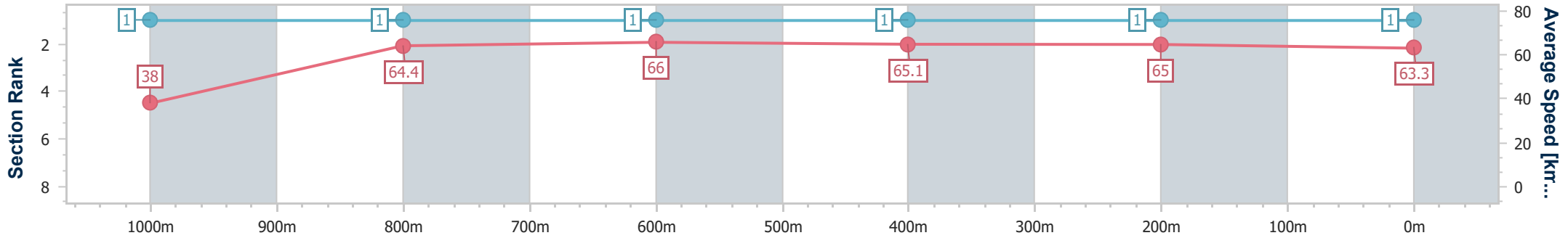
Race 3: BIZCAP Class 1 Plate - 1050m

28 October 2023 - 14:49

Track Rating: Synthetic, Weather: Overcast, Rail Position: True



Section	Overall	1000m	800m	600m	400m	200m
Section Times	1:00.49 [1] (0:04.80)	0:55.69 [1] (0:11.16)	0:44.53 [1] (0:10.96)	0:33.57 [1] (0:11.09)	0:22.48 [1] (0:11.02)	0:11.46 [1] (0:11.46)
Average Speed [km/h]	38.0	64.4	66.0	65.1	65.0	63.3
Top Speed [km/h]	57.5	67.4	67.7	68.3	66.9	64.0
Avg. Dist. to Rail [m]	1.1	0.8	1.1	1.3	1.7	1.2
Avg. Stride Freq. [Hz]	2.4	2.6	2.6	2.6	2.6	2.5
Avg. Stride Length [m]	4.2	6.9	7.1	7.1	6.9	7.0



- [] Ranking at each section and finish
- .-.- No data available at this section
- NA No data available



Horse/Jockey Name	Noble Style
Final Rank	2
Fastest Section Time (Section)	0:05.22 (Overall)
Top Speed [km/h] (Section)	68.2 (600m)
Race State	Finished



Aquis Park Gold Coast Poly QLD Professional

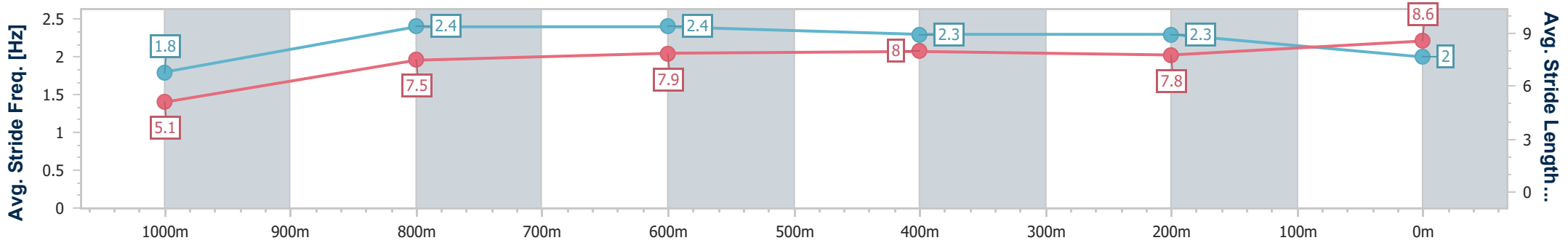
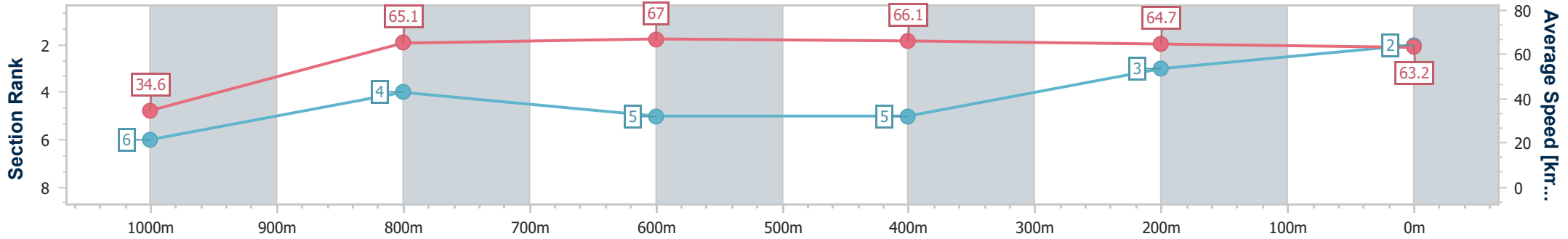
Race 3: BIZCAP Class 1 Plate - 1050m

28 October 2023 - 14:49

Track Rating: Synthetic, Weather: Overcast, Rail Position: True



Section	Overall	1000m	800m	600m	400m	200m
Section Times	1:00.97 [2] (0:05.22)	0:55.75 [6] (0:11.08)	0:44.67 [4] (0:10.92)	0:33.75 [5] (0:11.09)	0:22.66 [5] (0:11.20)	0:11.46 [3] (0:11.46)
Average Speed [km/h]	34.6	65.1	67.0	66.1	64.7	63.2
Top Speed [km/h]	58.0	67.6	67.5	68.2	65.4	64.6
Avg. Dist. to Rail [m]	3.4	0.8	2.8	3.7	4.5	7.7
Avg. Stride Freq. [Hz]	1.8	2.4	2.4	2.3	2.3	2.0
Avg. Stride Length [m]	5.1	7.5	7.9	8.0	7.8	8.6



- [] Ranking at each section and finish
- .-.- No data available at this section
- NA No data available



Horse/Jockey Name	Russian Pins
Final Rank	3
Fastest Section Time (Section)	0:04.98 (Overall)
Top Speed [km/h] (Section)	68.7 (800m)
Race State	Finished



Aquis Park Gold Coast Poly QLD Professional

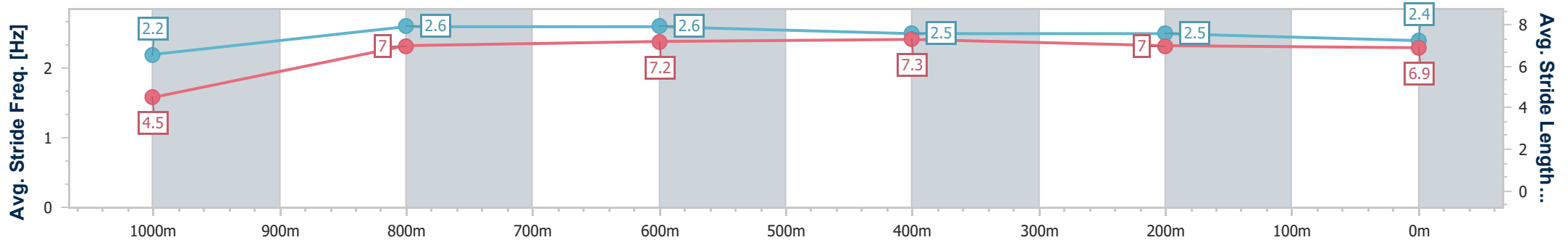
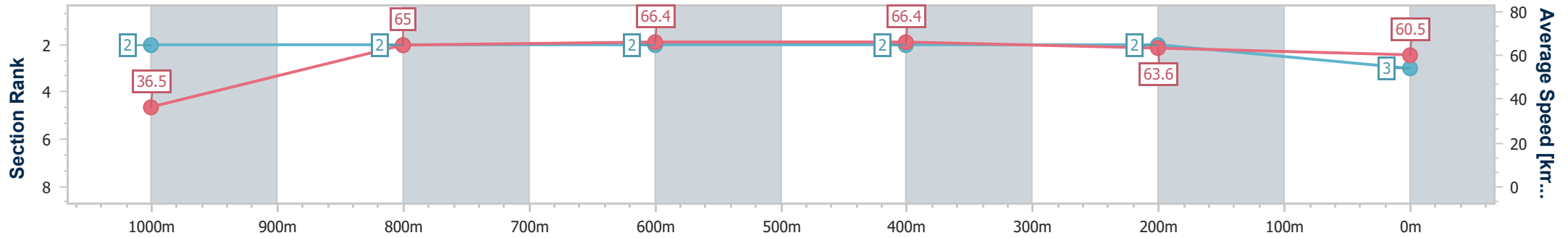
Race 3: BIZCAP Class 1 Plate - 1050m

28 October 2023 - 14:49

Track Rating: Synthetic, Weather: Overcast, Rail Position: True



Section	Overall	1000m	800m	600m	400m	200m
Section Times	1:01.29 [3] (0:04.98)	0:56.31 [2] (0:11.08)	0:45.23 [2] (0:10.90)	0:34.33 [2] (0:11.05)	0:23.28 [2] (0:11.38)	0:11.90 [2] (0:11.90)
Average Speed [km/h]	36.5	65.0	66.4	66.4	63.6	60.5
Top Speed [km/h]	55.8	67.4	68.7	68.7	66.4	63.0
Avg. Dist. to Rail [m]	3.3	0.9	1.3	3.5	5.4	5.5
Avg. Stride Freq. [Hz]	2.2	2.6	2.6	2.5	2.5	2.4
Avg. Stride Length [m]	4.5	7.0	7.2	7.3	7.0	6.9



- [] Ranking at each section and finish
- .-.- No data available at this section
- NA No data available



Horse/Jockey Name	One 'N' Only
Final Rank	4
Fastest Section Time (Section)	0:05.01 (Overall)
Top Speed [km/h] (Section)	67.3 (600m)
Race State	Finished



Aquis Park Gold Coast Poly QLD Professional

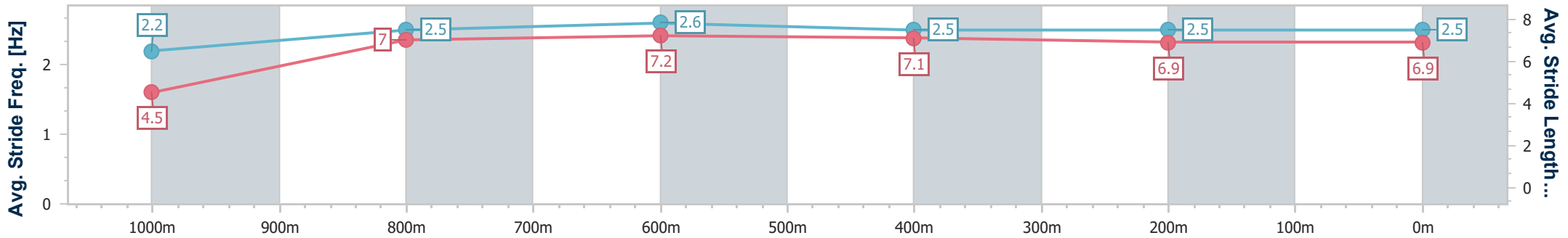
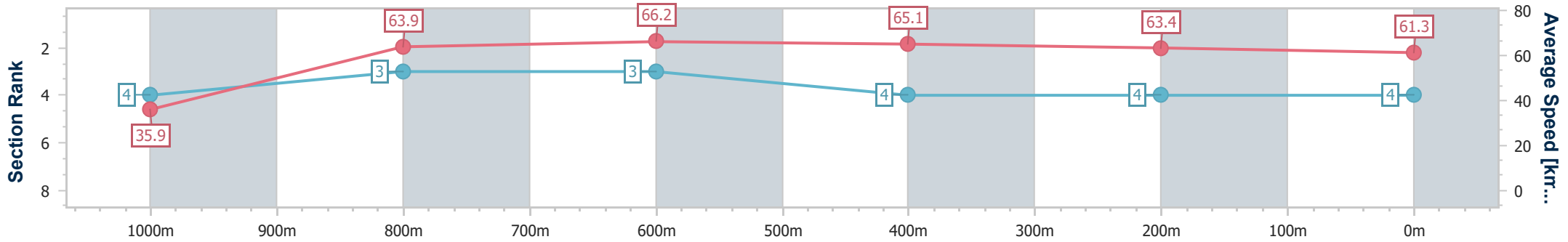
Race 3: BIZCAP Class 1 Plate - 1050m

28 October 2023 - 14:49

Track Rating: Synthetic, Weather: Overcast, Rail Position: True



Section	Overall	1000m	800m	600m	400m	200m
Section Times	1:01.38 [4] (0:05.01)	0:56.37 [4] (0:11.27)	0:45.10 [3] (0:10.84)	0:34.26 [3] (0:11.15)	0:23.11 [4] (0:11.37)	0:11.74 [4] (0:11.74)
Average Speed [km/h]	35.9	63.9	66.2	65.1	63.4	61.3
Top Speed [km/h]	55.2	67.1	67.2	67.3	64.9	63.5
Avg. Dist. to Rail [m]	1.0	0.7	0.6	1.4	2.3	3.4
Avg. Stride Freq. [Hz]	2.2	2.5	2.6	2.5	2.5	2.5
Avg. Stride Length [m]	4.5	7.0	7.2	7.1	6.9	6.9



- [] Ranking at each section and finish
- .-.- No data available at this section
- NA No data available



Horse/Jockey Name	Burgunder
Final Rank	5
Fastest Section Time (Section)	0:05.00 (Overall)
Top Speed [km/h] (Section)	68.9 (600m)
Race State	Finished



Aquis Park Gold Coast Poly QLD Professional

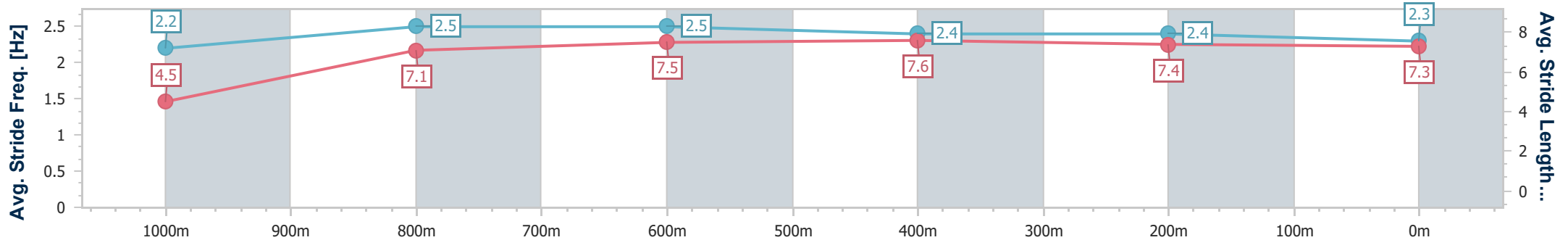
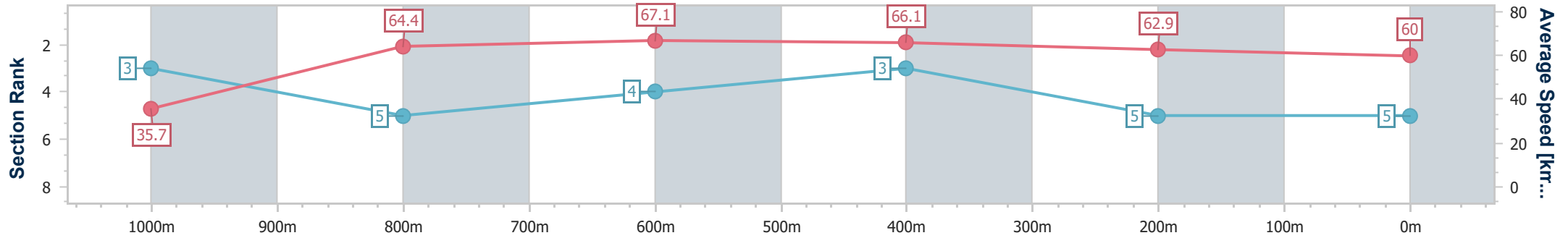
Race 3: BIZCAP Class 1 Plate - 1050m

28 October 2023 - 14:49

Track Rating: Synthetic, Weather: Overcast, Rail Position: True



Section	Overall	1000m	800m	600m	400m	200m
Section Times	1:01.80 [5] (0:05.00)	0:56.80 [3] (0:11.32)	0:45.48 [5] (0:10.88)	0:34.60 [4] (0:11.06)	0:23.54 [3] (0:11.57)	0:11.97 [5] (0:11.97)
Average Speed [km/h]	35.7	64.4	67.1	66.1	62.9	60.0
Top Speed [km/h]	55.6	68.2	68.9	68.9	63.7	61.5
Avg. Dist. to Rail [m]	6.3	3.7	2.9	3.1	5.0	7.2
Avg. Stride Freq. [Hz]	2.2	2.5	2.5	2.4	2.4	2.3
Avg. Stride Length [m]	4.5	7.1	7.5	7.6	7.4	7.3



- [] Ranking at each section and finish
- .-.- No data available at this section
- NA No data available



Horse/Jockey Name	Scottish Jewel
Final Rank	6
Fastest Section Time (Section)	0:05.18 (Overall)
Top Speed [km/h] (Section)	67.3 (600m)
Race State	Finished



Aquis Park Gold Coast Poly QLD Professional

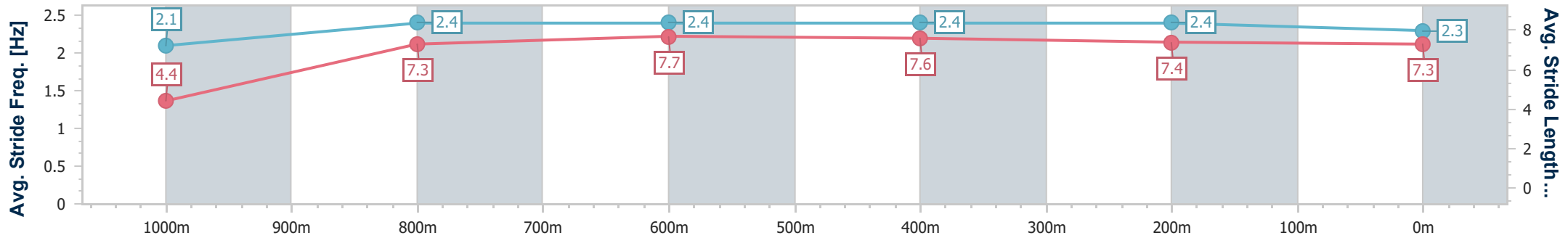
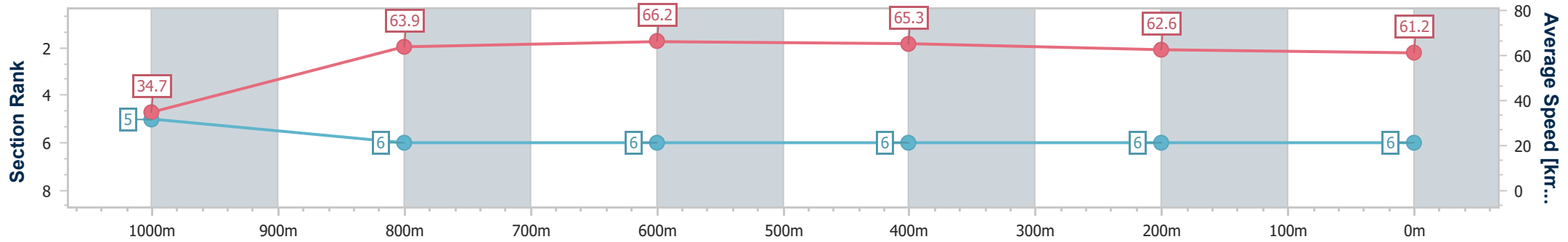
Race 3: BIZCAP Class 1 Plate - 1050m

28 October 2023 - 14:49

Track Rating: Synthetic, Weather: Overcast, Rail Position: True



Section	Overall	1000m	800m	600m	400m	200m
Section Times	1:01.95 [6] (0:05.18)	0:56.77 [5] (0:11.31)	0:45.46 [6] (0:10.86)	0:34.60 [6] (0:11.15)	0:23.45 [6] (0:11.57)	0:11.88 [6] (0:11.88)
Average Speed [km/h]	34.7	63.9	66.2	65.3	62.6	61.2
Top Speed [km/h]	55.2	66.7	67.2	67.3	63.8	62.3
Avg. Dist. to Rail [m]	1.6	0.6	0.2	1.9	3.3	4.2
Avg. Stride Freq. [Hz]	2.1	2.4	2.4	2.4	2.4	2.3
Avg. Stride Length [m]	4.4	7.3	7.7	7.6	7.4	7.3



- [] Ranking at each section and finish
- .-.- No data available at this section
- NA No data available



Horse/Jockey Name	My Moses
Final Rank	7
Fastest Section Time (Section)	0:05.33 (Overall)
Top Speed [km/h] (Section)	66.4 (1000m)
Race State	Finished



Aquis Park Gold Coast Poly QLD Professional

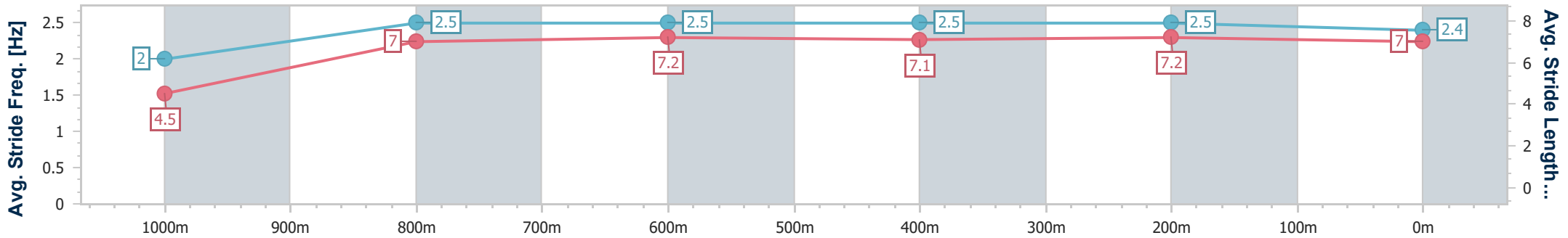
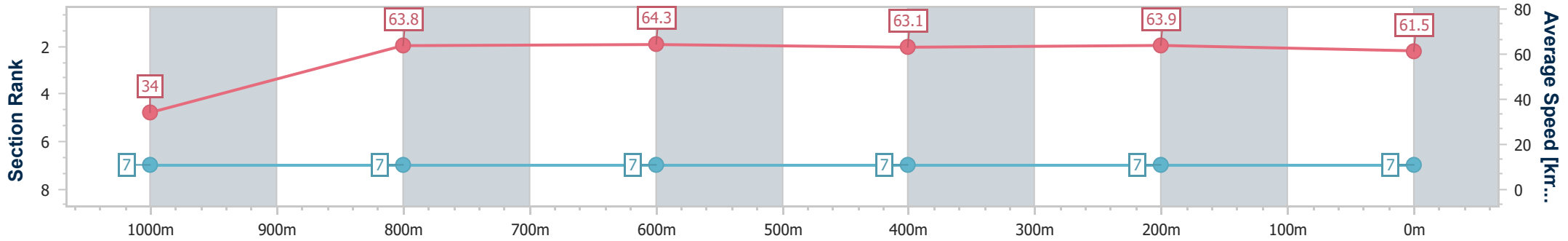
Race 3: BIZCAP Class 1 Plate - 1050m

28 October 2023 - 14:49

Track Rating: Synthetic, Weather: Overcast, Rail Position: True



Section	Overall	1000m	800m	600m	400m	200m
Section Times	1:02.68 [7] (0:05.33)	0:57.35 [7] (0:11.32)	0:46.03 [7] (0:11.28)	0:34.75 [7] (0:11.54)	0:23.21 [7] (0:11.42)	0:11.79 [7] (0:11.79)
Average Speed [km/h]	34.0	63.8	64.3	63.1	63.9	61.5
Top Speed [km/h]	53.8	66.4	65.7	65.4	64.5	62.4
Avg. Dist. to Rail [m]	4.8	1.2	1.4	2.9	4.3	4.9
Avg. Stride Freq. [Hz]	2.0	2.5	2.5	2.5	2.5	2.4
Avg. Stride Length [m]	4.5	7.0	7.2	7.1	7.2	7.0



- [] Ranking at each section and finish
- .-.- No data available at this section
- NA No data available