



# Aquis Park Gold Coast Poly QLD Professional

## Race 6: MACKAY GOODWIN BENCHMARK 60 Handicap - 1200m

28 October 2023 - 16:59



Track Rating: Synthetic, Weather: Overcast, Rail Position: True

Section		Field Times											Last 600m					
		Overall	1000m	800m	600m	400m	200m						0:35.07					
		1:10.70 (0:13.58)	0:57.12 (0:10.85)	0:46.27 (0:11.20)	0:35.07 (0:11.21)	0:23.86 (0:11.65)	0:12.21 (0:12.21)											
Rank	TAB	Horse/Jockey	Barrier	Top Speed [km/h]	Fastest Section												Margin	Distance Travelled [m]
1	1	<b>DATA PATCH</b> Emily Lang	3	67.6	0:10.82	1:10.70 [1] (0:13.65)	0:57.05 [3] (0:10.82)	0:46.23 [2] (0:11.18)	0:35.05 [2] (0:11.19)	0:23.86 [1] (0:11.65)	0:12.21 [1] (0:12.21)	1:10.70	0:35.05					
2	3	<b>LA SOEUR</b> Jasper Franklin	9	67.1	0:11.01	1:10.83 [2] (0:13.82)	0:57.01 [5] (0:11.01)	0:46.00 [6] (0:11.17)	0:34.83 [3] (0:11.54)	0:23.29 [3] (0:11.47)	0:11.82 [4] (0:11.82)	0.5L	0:34.83	+3				
3	2	<b>GALAXY GENERAL</b> Jai Williams	1	68.3	0:10.80	1:10.88 [3] (0:13.63)	0:57.25 [2] (0:10.80)	0:46.45 [1] (0:11.20)	0:35.25 [1] (0:11.29)	0:23.96 [2] (0:11.60)	0:12.36 [2] (0:12.36)	0.7L	0:35.25	-3				
4	10	<b>HATTUSA</b> Micheal Hellyer	7	67.5	0:10.99	1:11.05 [4] (0:13.89)	0:57.16 [7] (0:10.99)	0:46.17 [7] (0:11.28)	0:34.89 [4] (0:11.41)	0:23.48 [4] (0:11.44)	0:12.04 [3] (0:12.04)	1.5L	0:34.89	+2				
5	4	<b>AGENT OF MAYHEM</b> Micheal McDonald	8	68.9	0:10.76	1:11.09 [5] (0:14.19)	0:56.90 [9] (0:10.76)	0:46.14 [8] (0:11.42)	0:34.72 [8] (0:11.51)	0:23.21 [8] (0:11.44)	0:11.77 [8] (0:11.77)	1.7L	0:34.72	-4				
6	6	<b>JETFOIL</b> Josh Adams	11	67.3	0:11.05	1:11.10 [6] (0:14.06)	0:57.04 [8] (0:11.05)	0:45.99 [9] (0:11.36)	0:34.63 [9] (0:11.45)	0:23.18 [9] (0:11.38)	0:11.80 [6] (0:11.80)	1.8L	0:34.63	-1				
7	9	<b>BOSTON OF TUFFY</b> Ryan Wiggins	6	67.1	0:10.89	1:11.12 [7] (0:13.87)	0:57.25 [6] (0:10.89)	0:46.36 [5] (0:11.40)	0:34.96 [4] (0:11.54)	0:23.42 [5] (0:11.57)	0:11.85 [5] (0:11.85)	1.9L	0:34.96	-5				
8	11	<b>STRIKE THE NIGHT</b> Wanderson D'Avila	5	67.3	0:10.94	1:11.32 [8] (0:13.76)	0:57.56 [4] (0:10.94)	0:46.62 [4] (0:11.50)	0:35.12 [7] (0:11.67)	0:23.45 [7] (0:11.44)	0:12.01 [7] (0:12.01)	2.9L	0:35.12	+3				
9	8	<b>BULLET FORCE</b> Michael Cahill	4	67.8	0:11.02	1:12.47 [9] (0:13.58)	0:58.89 [1] (0:11.02)	0:47.87 [3] (0:11.57)	0:36.30 [6] (0:11.65)	0:24.65 [6] (0:11.85)	0:12.80 [9] (0:12.80)	9.4L	0:36.30	+2				

Scratched: Almighty Rising (#7), Ascot Express (#5)

[ ] Ranking at each section and finish  
 -:-:- No data available at this section  
 NA No data available

SCN Saddle cloth number  
 DNF Did not finish  
 DNT Did not track



Horse/Jockey Name	Data Patch
Final Rank	1
Fastest Section Time (Section)	0:10.82 (1000m)
Top Speed [km/h] (Section)	67.6 (1000m)
Race State	Finished



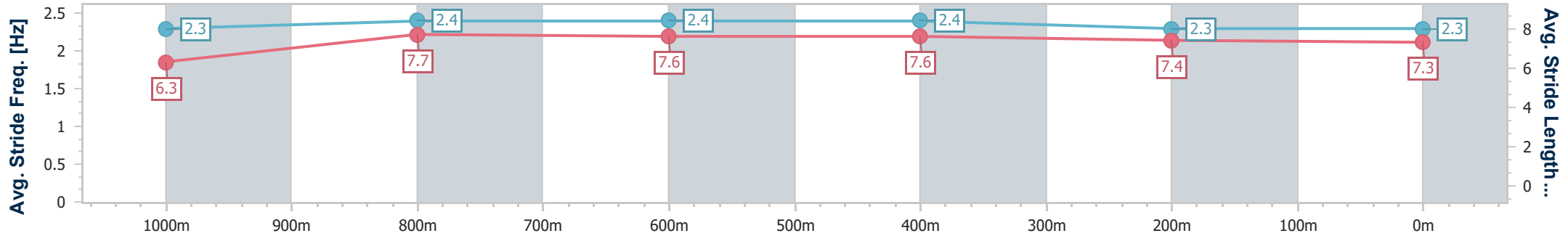
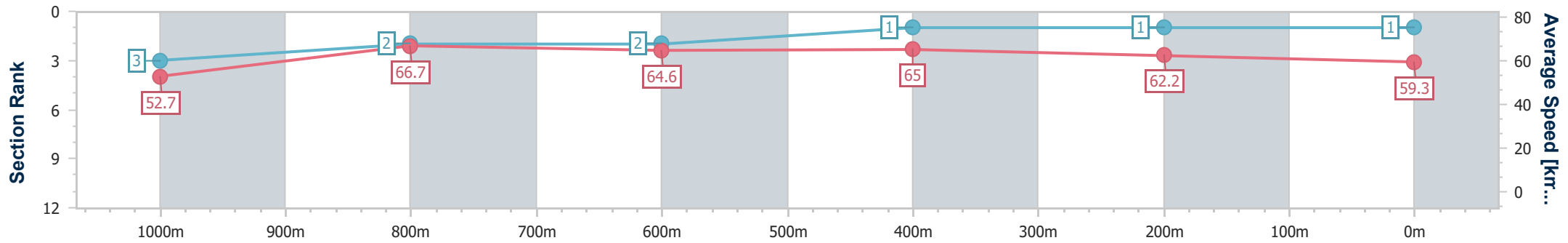
Aquis Park Gold Coast Poly QLD Professional  
Race 6: MACKAY GOODWIN BENCHMARK 60 Handicap - 1200m



28 October 2023 - 16:59

Track Rating: Synthetic, Weather: Overcast, Rail Position: True

Section	Overall	1000m	800m	600m	400m	200m
Section Times	1:10.70 [1] (0:13.65)	0:57.05 [3] (0:10.82)	0:46.23 [2] (0:11.18)	0:35.05 [2] (0:11.19)	0:23.86 [1] (0:11.65)	0:12.21 [1] (0:12.21)
Average Speed [km/h]	52.7	66.7	64.6	65.0	62.2	59.3
Top Speed [km/h]	67.4	67.6	65.7	66.6	63.2	61.3
Avg. Dist. to Rail [m]	0.6	0.4	1.1	1.9	3.3	4.9
Avg. Stride Freq. [Hz]	2.3	2.4	2.4	2.4	2.3	2.3
Avg. Stride Length [m]	6.3	7.7	7.6	7.6	7.4	7.3



- [ ] Ranking at each section and finish
- .-.- No data available at this section
- NA No data available



Horse/Jockey Name	La Soeur
Final Rank	2
Fastest Section Time (Section)	0:11.01 (1000m)
Top Speed [km/h] (Section)	67.1 (1000m)
Race State	Finished



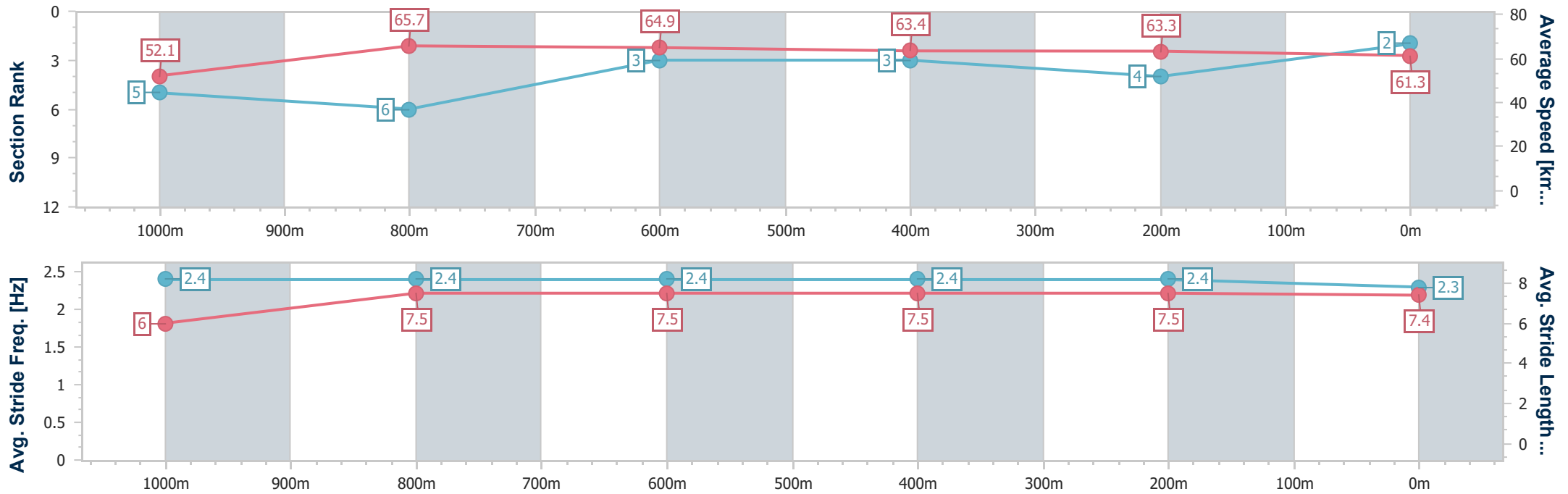
Aquis Park Gold Coast Poly QLD Professional  
Race 6: MACKAY GOODWIN BENCHMARK 60 Handicap - 1200m



28 October 2023 - 16:59

Track Rating: Synthetic, Weather: Overcast, Rail Position: True

Section	Overall	1000m	800m	600m	400m	200m
Section Times	1:10.83 [2] (0:13.82)	0:57.01 [5] (0:11.01)	0:46.00 [6] (0:11.17)	0:34.83 [3] (0:11.54)	0:23.29 [3] (0:11.47)	0:11.82 [4] (0:11.82)
Average Speed [km/h]	52.1	65.7	64.9	63.4	63.3	61.3
Top Speed [km/h]	66.6	67.1	66.0	65.1	64.6	63.2
Avg. Dist. to Rail [m]	5.2	2.1	0.9	3.1	4.4	5.4
Avg. Stride Freq. [Hz]	2.4	2.4	2.4	2.4	2.4	2.3
Avg. Stride Length [m]	6.0	7.5	7.5	7.5	7.5	7.4



- [ ] Ranking at each section and finish
- .-.- No data available at this section
- NA No data available



Horse/Jockey Name	Galaxy General
Final Rank	3
Fastest Section Time (Section)	0:10.80 (1000m)
Top Speed [km/h] (Section)	68.3 (1000m)
Race State	Finished



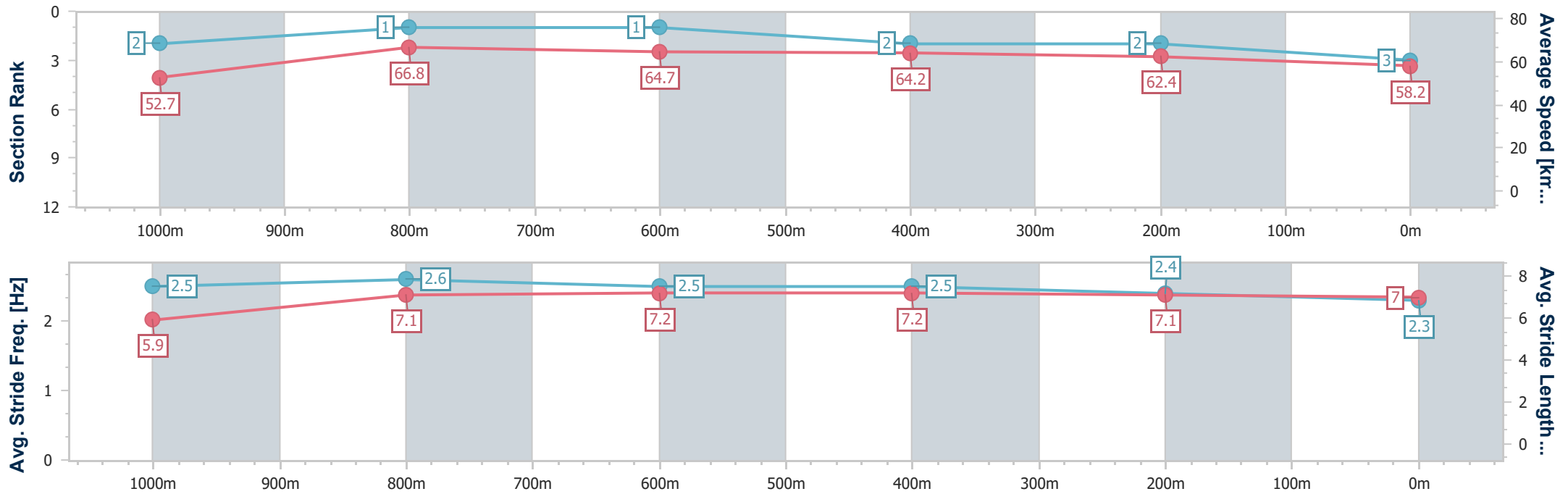
Aquis Park Gold Coast Poly QLD Professional  
Race 6: MACKAY GOODWIN BENCHMARK 60 Handicap - 1200m



28 October 2023 - 16:59

Track Rating: Synthetic, Weather: Overcast, Rail Position: True

Section	Overall	1000m	800m	600m	400m	200m
Section Times	1:10.88 [3] (0:13.63)	0:57.25 [2] (0:10.80)	0:46.45 [1] (0:11.20)	0:35.25 [1] (0:11.29)	0:23.96 [2] (0:11.60)	0:12.36 [2] (0:12.36)
Average Speed [km/h]	52.7	66.8	64.7	64.2	62.4	58.2
Top Speed [km/h]	67.0	68.3	65.9	66.0	63.5	62.2
Avg. Dist. to Rail [m]	0.7	0.5	1.0	2.2	2.7	4.1
Avg. Stride Freq. [Hz]	2.5	2.6	2.5	2.5	2.4	2.3
Avg. Stride Length [m]	5.9	7.1	7.2	7.2	7.1	7.0



- [ ] Ranking at each section and finish
- .-.- No data available at this section
- NA No data available



Horse/Jockey Name	Hattusa
Final Rank	4
Fastest Section Time (Section)	0:10.99 (1000m)
Top Speed [km/h] (Section)	67.5 (1000m)
Race State	Finished



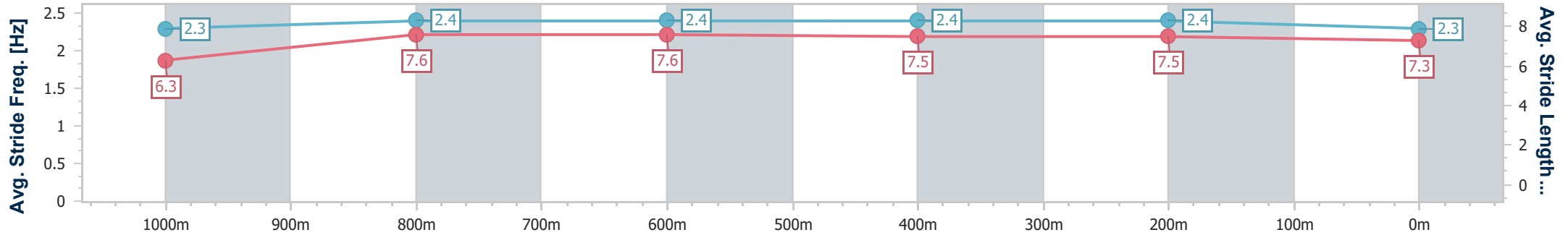
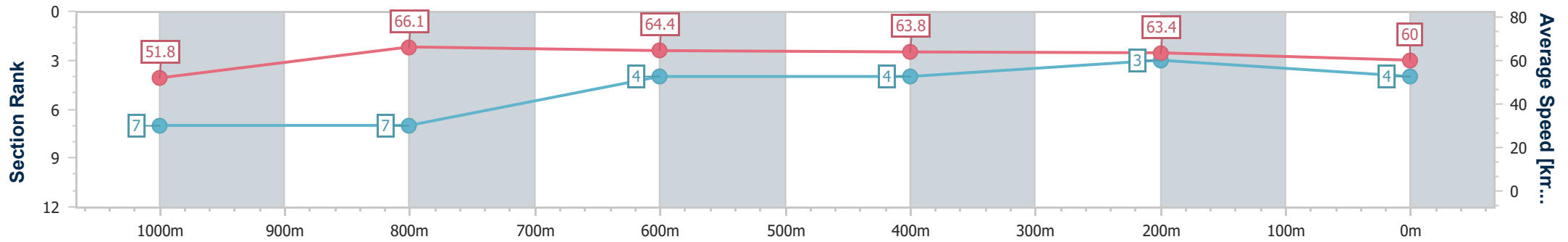
Aquis Park Gold Coast Poly QLD Professional  
Race 6: MACKAY GOODWIN BENCHMARK 60 Handicap - 1200m



28 October 2023 - 16:59

Track Rating: Synthetic, Weather: Overcast, Rail Position: True

Section	Overall	1000m	800m	600m	400m	200m
Section Times	1:11.05 [4] (0:13.89)	0:57.16 [7] (0:10.99)	0:46.17 [7] (0:11.28)	0:34.89 [4] (0:11.41)	0:23.48 [4] (0:11.44)	0:12.04 [3] (0:12.04)
Average Speed [km/h]	51.8	66.1	64.4	63.8	63.4	60.0
Top Speed [km/h]	64.6	67.5	66.5	65.1	64.4	63.3
Avg. Dist. to Rail [m]	5.5	4.0	1.9	2.0	4.3	6.0
Avg. Stride Freq. [Hz]	2.3	2.4	2.4	2.4	2.4	2.3
Avg. Stride Length [m]	6.3	7.6	7.6	7.5	7.5	7.3



- [ ] Ranking at each section and finish
- .-.- No data available at this section
- NA No data available



Horse/Jockey Name	Agent Of Mayhem
Final Rank	5
Fastest Section Time (Section)	0:10.76 (1000m)
Top Speed [km/h] (Section)	68.9 (Overall)
Race State	Finished



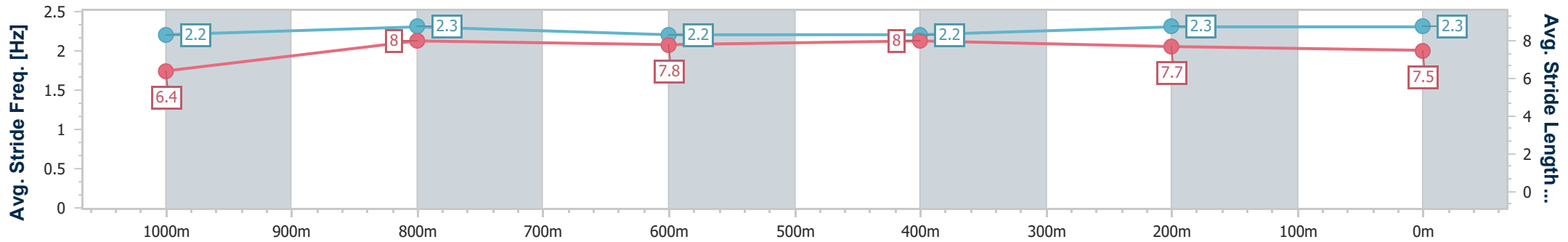
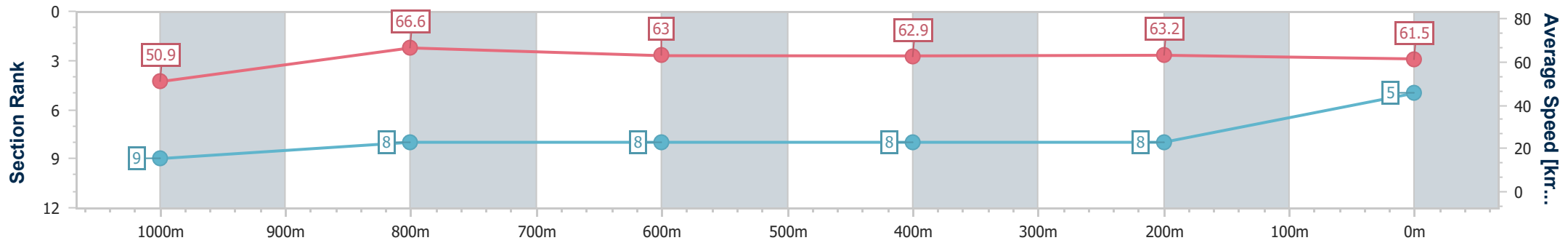
**Aquis Park Gold Coast Poly QLD Professional**  
**Race 6: MACKAY GOODWIN BENCHMARK 60 Handicap - 1200m**



28 October 2023 - 16:59

Track Rating: Synthetic, Weather: Overcast, Rail Position: True

Section	Overall	1000m	800m	600m	400m	200m
Section Times	1:11.09 [5] (0:14.19)	0:56.90 [9] (0:10.76)	0:46.14 [8] (0:11.42)	0:34.72 [8] (0:11.51)	0:23.21 [8] (0:11.44)	0:11.77 [8] (0:11.77)
Average Speed [km/h]	50.9	66.6	63.0	62.9	63.2	61.5
Top Speed [km/h]	68.9	68.7	64.5	64.1	64.6	63.2
Avg. Dist. to Rail [m]	3.5	0.2	0.5	0.9	1.2	2.1
Avg. Stride Freq. [Hz]	2.2	2.3	2.2	2.2	2.3	2.3
Avg. Stride Length [m]	6.4	8.0	7.8	8.0	7.7	7.5



- [ ] Ranking at each section and finish
- .-.- No data available at this section
- NA No data available



Horse/Jockey Name	Jetfoil
Final Rank	6
Fastest Section Time (Section)	0:11.05 (1000m)
Top Speed [km/h] (Section)	67.3 (1000m)
Race State	Finished



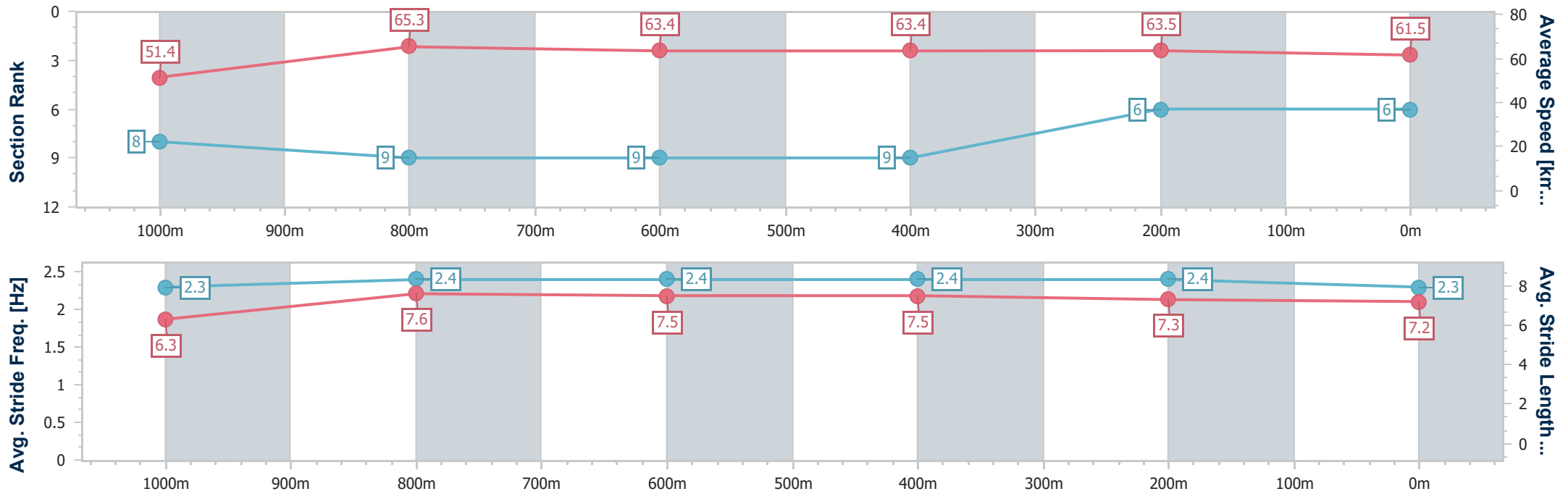
Aquis Park Gold Coast Poly QLD Professional  
Race 6: MACKAY GOODWIN BENCHMARK 60 Handicap - 1200m



28 October 2023 - 16:59

Track Rating: Synthetic, Weather: Overcast, Rail Position: True

Section	Overall	1000m	800m	600m	400m	200m
Section Times	1:11.10 [6] (0:14.06)	0:57.04 [8] (0:11.05)	0:45.99 [9] (0:11.36)	0:34.63 [9] (0:11.45)	0:23.18 [9] (0:11.38)	0:11.80 [6] (0:11.80)
Average Speed [km/h]	51.4	65.3	63.4	63.4	63.5	61.5
Top Speed [km/h]	64.9	67.3	65.2	65.2	64.6	63.2
Avg. Dist. to Rail [m]	5.2	1.3	0.6	2.0	4.6	8.7
Avg. Stride Freq. [Hz]	2.3	2.4	2.4	2.4	2.4	2.3
Avg. Stride Length [m]	6.3	7.6	7.5	7.5	7.3	7.2



- [ ] Ranking at each section and finish
- .-.- No data available at this section
- NA No data available



Horse/Jockey Name	Boston Of Tuffy
Final Rank	7
Fastest Section Time (Section)	0:10.89 (1000m)
Top Speed [km/h] (Section)	67.1 (1000m)
Race State	Finished



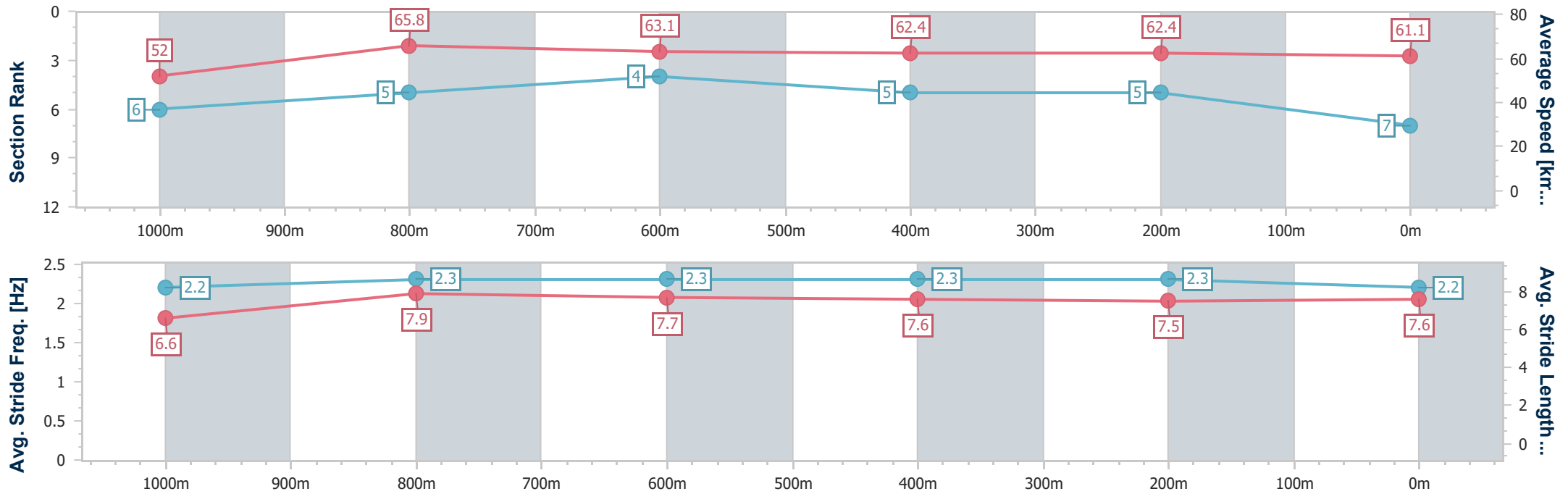
Aquis Park Gold Coast Poly QLD Professional  
Race 6: MACKAY GOODWIN BENCHMARK 60 Handicap - 1200m



28 October 2023 - 16:59

Track Rating: Synthetic, Weather: Overcast, Rail Position: True

Section	Overall	1000m	800m	600m	400m	200m
Section Times	1:11.12 [7] (0:13.87)	0:57.25 [6] (0:10.89)	0:46.36 [5] (0:11.40)	0:34.96 [4] (0:11.54)	0:23.42 [5] (0:11.57)	0:11.85 [5] (0:11.85)
Average Speed [km/h]	52.0	65.8	63.1	62.4	62.4	61.1
Top Speed [km/h]	66.2	67.1	64.1	64.6	63.5	62.5
Avg. Dist. to Rail [m]	1.8	0.4	0.3	0.5	1.0	2.9
Avg. Stride Freq. [Hz]	2.2	2.3	2.3	2.3	2.3	2.2
Avg. Stride Length [m]	6.6	7.9	7.7	7.6	7.5	7.6



- [ ] Ranking at each section and finish
- .-.- No data available at this section
- NA No data available





Horse/Jockey Name	Strike The Night
Final Rank	8
Fastest Section Time (Section)	0:10.94 (1000m)
Top Speed [km/h] (Section)	67.3 (1000m)
Race State	Finished



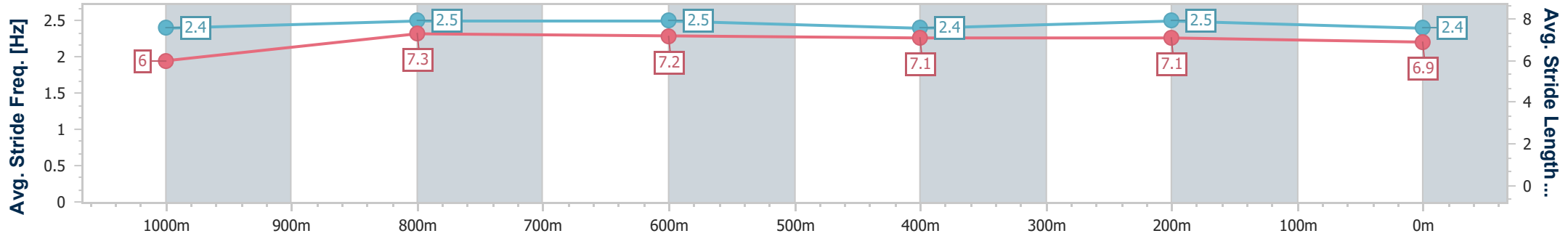
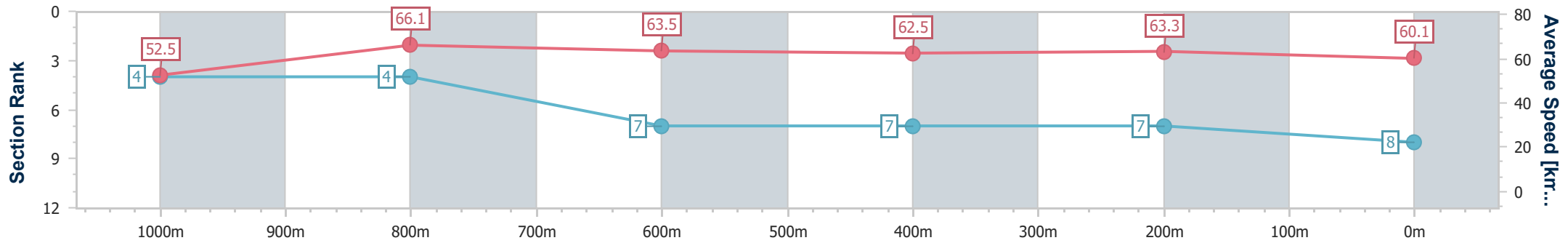
Aquis Park Gold Coast Poly QLD Professional  
Race 6: MACKAY GOODWIN BENCHMARK 60 Handicap - 1200m



28 October 2023 - 16:59

Track Rating: Synthetic, Weather: Overcast, Rail Position: True

Section	Overall	1000m	800m	600m	400m	200m
Section Times	1:11.32 [8] (0:13.76)	0:57.56 [4] (0:10.94)	0:46.62 [4] (0:11.50)	0:35.12 [7] (0:11.67)	0:23.45 [7] (0:11.44)	0:12.01 [7] (0:12.01)
Average Speed [km/h]	52.5	66.1	63.5	62.5	63.3	60.1
Top Speed [km/h]	65.0	67.3	65.4	64.1	65.0	62.8
Avg. Dist. to Rail [m]	3.4	2.0	2.7	3.0	3.5	6.7
Avg. Stride Freq. [Hz]	2.4	2.5	2.5	2.4	2.5	2.4
Avg. Stride Length [m]	6.0	7.3	7.2	7.1	7.1	6.9



- [ ] Ranking at each section and finish
- .-.- No data available at this section
- NA No data available



Horse/Jockey Name	Bullet Force
Final Rank	9
Fastest Section Time (Section)	0:11.02 (1000m)
Top Speed [km/h] (Section)	67.8 (1000m)
Race State	Finished



Aquis Park Gold Coast Poly QLD Professional  
Race 6: MACKAY GOODWIN BENCHMARK 60 Handicap - 1200m



28 October 2023 - 16:59

Track Rating: Synthetic, Weather: Overcast, Rail Position: True

Section	Overall	1000m	800m	600m	400m	200m
Section Times	1:12.47 [9] (0:13.58)	0:58.89 [1] (0:11.02)	0:47.87 [3] (0:11.57)	0:36.30 [6] (0:11.65)	0:24.65 [6] (0:11.85)	0:12.80 [9] (0:12.80)
Average Speed [km/h]	53.0	65.8	63.0	62.7	61.1	56.4
Top Speed [km/h]	67.1	67.8	63.5	65.9	62.2	59.4
Avg. Dist. to Rail [m]	2.6	2.1	2.8	3.3	2.2	5.5
Avg. Stride Freq. [Hz]	2.4	2.6	2.5	2.5	2.4	2.3
Avg. Stride Length [m]	6.0	7.1	7.0	7.1	7.0	6.8

