



# Sunshine Coast QLD Professional

## Race 1: COOLUM BEACH MITRE 10 Maiden Handicap - 1000m

29 October 2023 - 13:10



Track Rating: Good 4, Weather: Fine, Rail Position: +3m Entire

Section											Last 600m		
Field Times		Overall	800m	600m	400m	200m						0:34.33	
		0:58.12 (0:13.02)	0:45.10 (0:10.77)	0:34.33 (0:11.15)	0:23.18 (0:11.02)	0:12.16 (0:12.16)							
Rank	TAB Horse/Jockey	Barrier	Top Speed [km/h]	Fastest Section								Margin	Distance Travelled [m]
1	6 ZORAYDAH Ben Thompson	1	68.7	0:10.87	0:58.12 [1] (0:13.39)	0:44.73 [8] (0:10.87)	0:33.86 [7] (0:11.17)	0:22.69 [7] (0:11.10)	0:11.59 [7] (0:11.59)	0:58.12	0:33.86		
2	5 TARGETED Jake Bayliss	5	70.8	0:10.74	0:58.19 [2] (0:13.05)	0:45.14 [2] (0:10.74)	0:34.40 [1] (0:11.15)	0:23.25 [1] (0:11.02)	0:12.23 [1] (0:12.23)	0.3L	0:34.40	+1	
3	8 INSPIRED DREAM Angela Jones	12	69.0	0:10.91	0:58.34 [3] (0:13.24)	0:45.10 [5] (0:10.91)	0:34.19 [6] (0:11.15)	0:23.04 [6] (0:11.13)	0:11.91 [3] (0:11.91)	1.1L	0:34.19	+5	
4	2 COMMANDORO Tiffani Brooker	3	70.3	0:10.74	0:58.54 [4] (0:13.33)	0:45.21 [6] (0:10.74)	0:34.47 [4] (0:11.07)	0:23.40 [3] (0:11.34)	0:12.06 [5] (0:12.06)	2.1L	0:34.47	-1	
5	10 EMILY NINETY NINE Mark Du Plessis	7	69.3	0:10.81	0:58.58 [5] (0:13.02)	0:45.56 [1] (0:10.81)	0:34.75 [2] (0:11.19)	0:23.56 [2] (0:11.31)	0:12.25 [2] (0:12.25)	2.3L	0:34.75	+2	
6	7 ROCK LOBSTER Dale Smith	6	68.2	0:10.92	0:58.71 [6] (0:13.36)	0:45.35 [7] (0:10.92)	0:34.43 [8] (0:11.23)	0:23.20 [8] (0:11.25)	0:11.95 [8] (0:11.95)	2.8L	0:34.43	+3	
7	13 ISLAND LADY Samantha Collett	4	68.2	0:10.91	0:58.81 [7] (0:13.18)	0:45.63 [4] (0:10.91)	0:34.72 [5] (0:11.08)	0:23.64 [5] (0:11.30)	0:12.34 [4] (0:12.34)	3.2L	0:34.72	+1	
8	1 DAZZLING ILLUSION James Orman	11	69.7	0:10.79	0:58.86 [8] (0:13.12)	0:45.74 [3] (0:10.79)	0:34.95 [3] (0:11.25)	0:23.70 [4] (0:11.34)	0:12.36 [6] (0:12.36)	3.4L	0:34.95	+3	
9	15 PONGA'S GIRL Luke Tarrant	15	69.4	0:10.99	0:59.69 [9] (0:13.59)	0:46.10 [9] (0:10.99)	0:35.11 [9] (0:11.25)	0:23.86 [9] (0:11.41)	0:12.45 [9] (0:12.45)	8.2L	0:35.11	+1	

Scratched: The Merchant (#9), Scribble (#4), Heavenly Choices (#11), Jafuboy (#14), Hit (#12), Reign Of Power (#3)

[ ] Ranking at each section and finish  
 -:-:- No data available at this section  
 NA No data available

SCN Saddle cloth number  
 DNF Did not finish  
 DNT Did not track



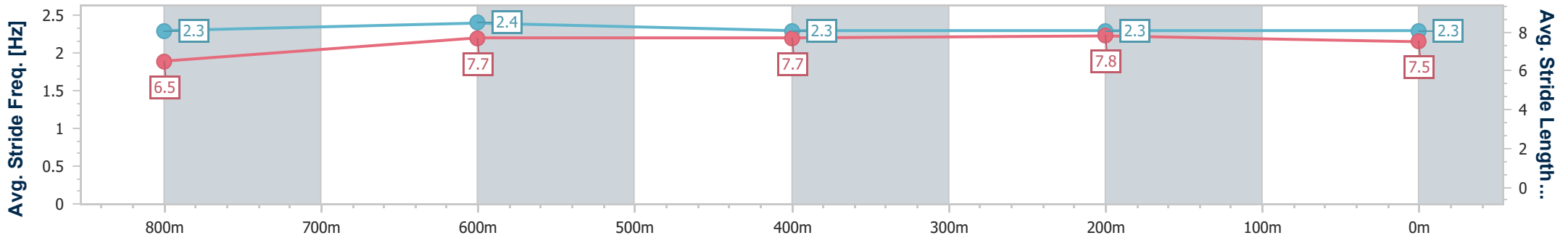
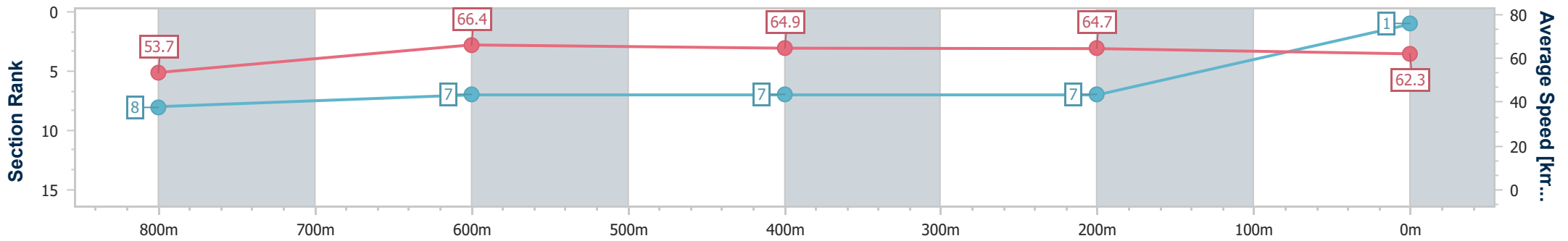
Horse/Jockey Name	Zoraydah
Final Rank	1
Fastest Section Time (Section)	0:10.87 (800m)
Top Speed [km/h] (Section)	68.7 (Overall)
Race State	Finished



Sunshine Coast QLD Professional  
 Race 1: COOLUM BEACH MITRE 10 Maiden Handicap - 1000m  
 29 October 2023 - 13:10  
 Track Rating: Good 4, Weather: Fine, Rail Position: +3m Entire



Section	Overall	800m	600m	400m	200m
Section Times	0:58.12 [1] (0:13.39)	0:44.73 [8] (0:10.87)	0:33.86 [7] (0:11.17)	0:22.69 [7] (0:11.10)	0:11.59 [7] (0:11.59)
Average Speed [km/h]	53.7	66.4	64.9	64.7	62.3
Top Speed [km/h]	68.7	68.1	67.2	65.4	64.3
Avg. Dist. to Rail [m]	2.6	1.0	0.8	2.0	2.8
Avg. Stride Freq. [Hz]	2.3	2.4	2.3	2.3	2.3
Avg. Stride Length [m]	6.5	7.7	7.7	7.8	7.5



- [ ] Ranking at each section and finish
- .-.- No data available at this section
- NA No data available



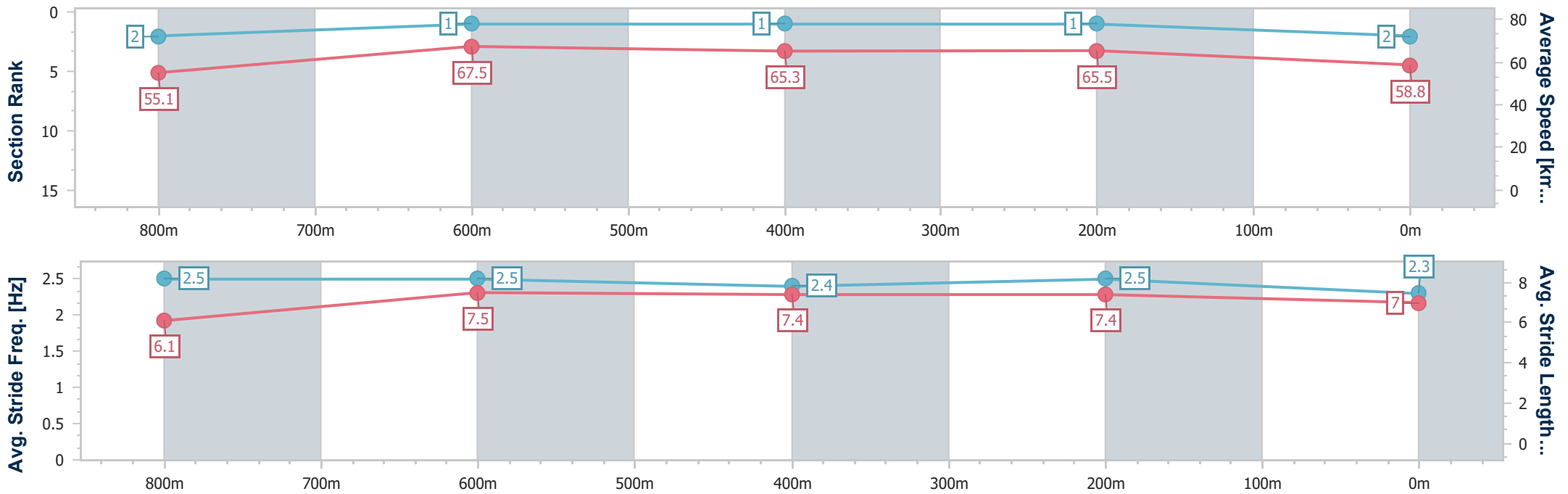
Horse/Jockey Name	Targeted
Final Rank	2
Fastest Section Time (Section)	0:10.74 (800m)
Top Speed [km/h] (Section)	70.8 (Overall)
Race State	Finished



Sunshine Coast QLD Professional  
 Race 1: COOLUM BEACH MITRE 10 Maiden Handicap - 1000m  
 29 October 2023 - 13:10  
 Track Rating: Good 4, Weather: Fine, Rail Position: +3m Entire



Section	Overall	800m	600m	400m	200m
Section Times	0:58.19 [2] (0:13.05)	0:45.14 [2] (0:10.74)	0:34.40 [1] (0:11.15)	0:23.25 [1] (0:11.02)	0:12.23 [1] (0:12.23)
Average Speed [km/h]	55.1	67.5	65.3	65.5	58.8
Top Speed [km/h]	70.8	70.5	67.7	66.2	63.4
Avg. Dist. to Rail [m]	5.4	1.7	1.8	2.4	1.2
Avg. Stride Freq. [Hz]	2.5	2.5	2.4	2.5	2.3
Avg. Stride Length [m]	6.1	7.5	7.4	7.4	7.0



- [ ] Ranking at each section and finish
- .-.- No data available at this section
- NA No data available



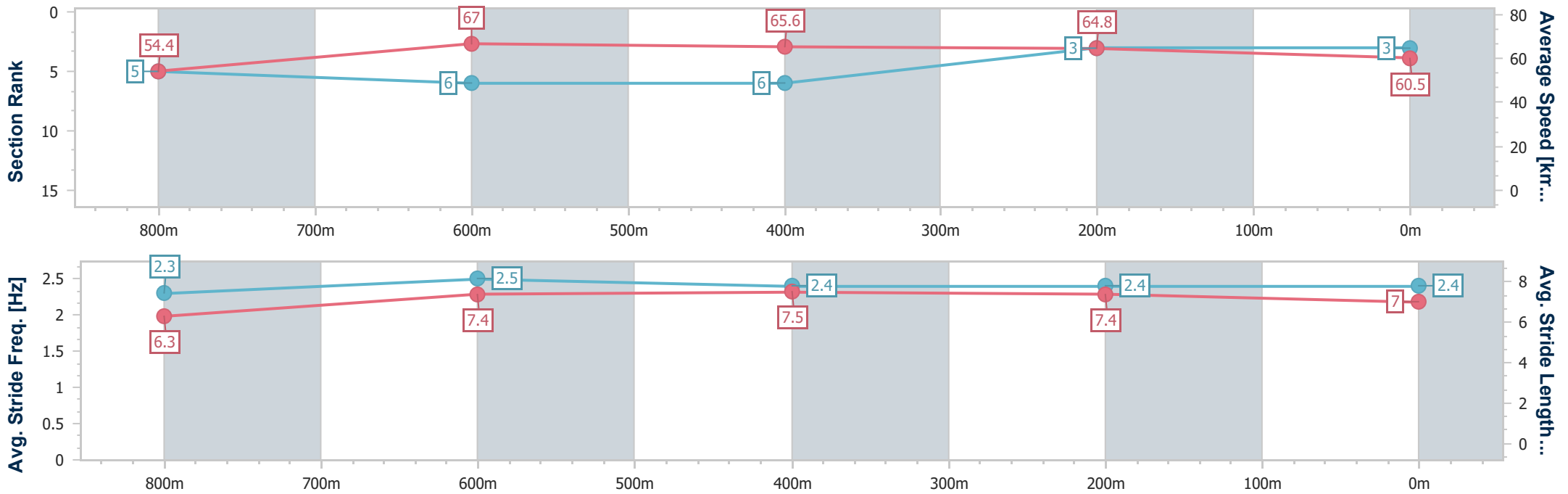
Horse/Jockey Name	Inspired Dream
Final Rank	3
Fastest Section Time (Section)	0:10.91 (800m)
Top Speed [km/h] (Section)	69.0 (800m)
Race State	Finished



Sunshine Coast QLD Professional  
 Race 1: COOLUM BEACH MITRE 10 Maiden Handicap - 1000m  
 29 October 2023 - 13:10  
 Track Rating: Good 4, Weather: Fine, Rail Position: +3m Entire



Section	Overall	800m	600m	400m	200m
Section Times	0:58.34 [3] (0:13.24)	0:45.10 [5] (0:10.91)	0:34.19 [6] (0:11.15)	0:23.04 [6] (0:11.13)	0:11.91 [3] (0:11.91)
Average Speed [km/h]	54.4	67.0	65.6	64.8	60.5
Top Speed [km/h]	68.0	69.0	66.5	65.6	63.1
Avg. Dist. to Rail [m]	9.6	3.3	3.3	6.4	7.1
Avg. Stride Freq. [Hz]	2.3	2.5	2.4	2.4	2.4
Avg. Stride Length [m]	6.3	7.4	7.5	7.4	7.0



- [ ] Ranking at each section and finish
- .-.- No data available at this section
- NA No data available



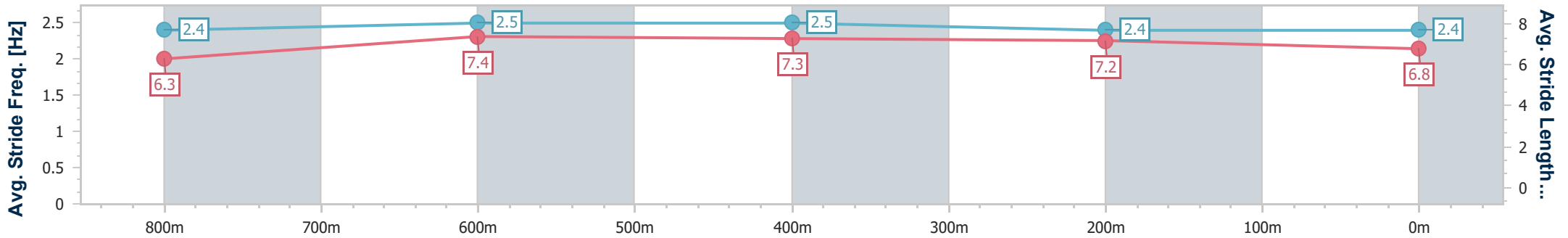
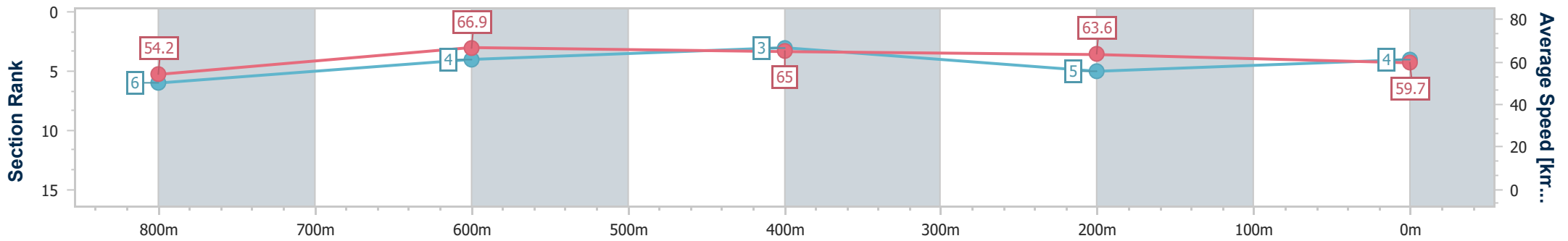
Horse/Jockey Name	Commandoro
Final Rank	4
Fastest Section Time (Section)	0:10.74 (800m)
Top Speed [km/h] (Section)	70.3 (Overall)
Race State	Finished



Sunshine Coast QLD Professional  
 Race 1: COOLUM BEACH MITRE 10 Maiden Handicap - 1000m  
 29 October 2023 - 13:10  
 Track Rating: Good 4, Weather: Fine, Rail Position: +3m Entire



Section	Overall	800m	600m	400m	200m
Section Times	0:58.54 [4] (0:13.33)	0:45.21 [6] (0:10.74)	0:34.47 [4] (0:11.07)	0:23.40 [3] (0:11.34)	0:12.06 [5] (0:12.06)
Average Speed [km/h]	54.2	66.9	65.0	63.6	59.7
Top Speed [km/h]	70.3	70.3	66.6	64.3	62.8
Avg. Dist. to Rail [m]	3.7	1.0	0.5	3.1	4.5
Avg. Stride Freq. [Hz]	2.4	2.5	2.5	2.4	2.4
Avg. Stride Length [m]	6.3	7.4	7.3	7.2	6.8



- [ ] Ranking at each section and finish
- .-.- No data available at this section
- NA No data available



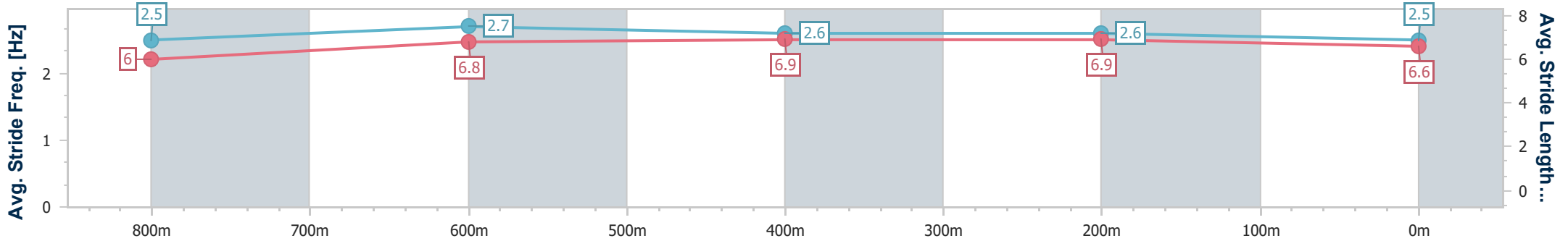
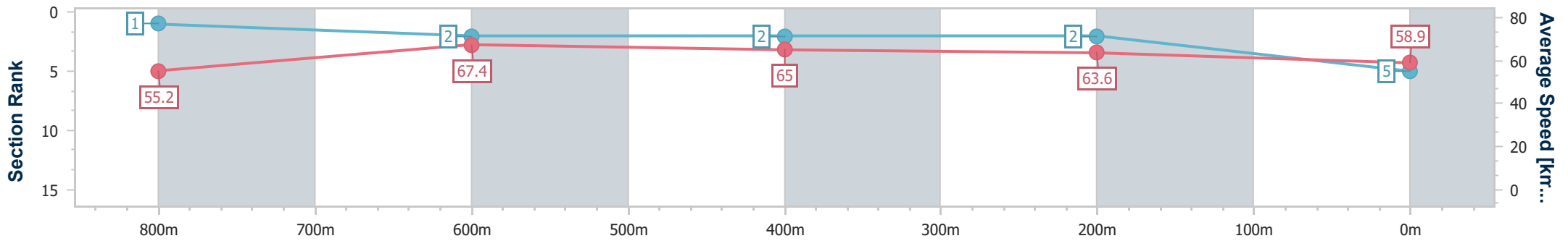
Horse/Jockey Name	Emily Ninety-nine
Final Rank	5
Fastest Section Time (Section)	0:10.81 (800m)
Top Speed [km/h] (Section)	69.3 (Overall)
Race State	Finished



Sunshine Coast QLD Professional  
 Race 1: COOLUM BEACH MITRE 10 Maiden Handicap - 1000m  
 29 October 2023 - 13:10  
 Track Rating: Good 4, Weather: Fine, Rail Position: +3m Entire



Section	Overall	800m	600m	400m	200m
Section Times	0:58.58 [5] (0:13.02)	0:45.56 [1] (0:10.81)	0:34.75 [2] (0:11.19)	0:23.56 [2] (0:11.31)	0:12.25 [2] (0:12.25)
Average Speed [km/h]	55.2	67.4	65.0	63.6	58.9
Top Speed [km/h]	69.3	69.1	66.8	65.0	61.9
Avg. Dist. to Rail [m]	6.6	2.2	2.0	2.9	3.9
Avg. Stride Freq. [Hz]	2.5	2.7	2.6	2.6	2.5
Avg. Stride Length [m]	6.0	6.8	6.9	6.9	6.6



- [ ] Ranking at each section and finish
- .-.- No data available at this section
- NA No data available



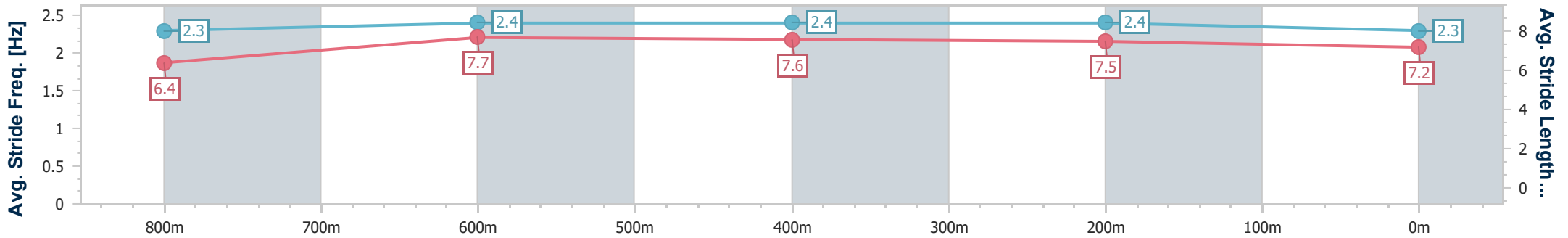
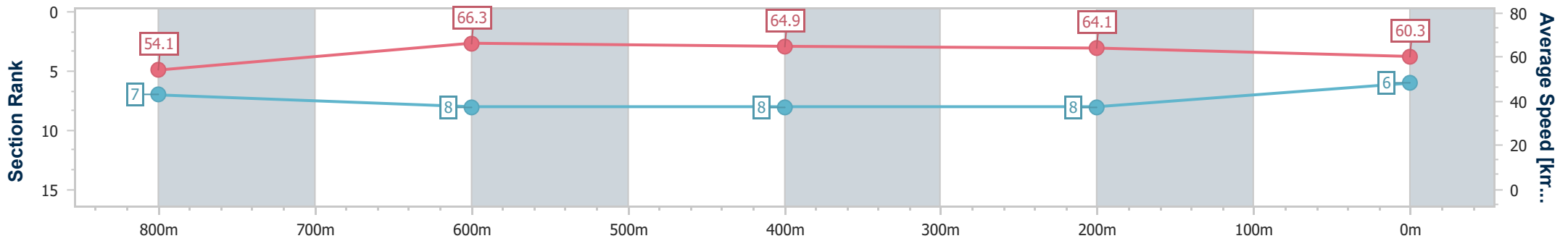
Horse/Jockey Name	Rock Lobster
Final Rank	6
Fastest Section Time (Section)	0:10.92 (800m)
Top Speed [km/h] (Section)	68.2 (800m)
Race State	Finished



Sunshine Coast QLD Professional  
 Race 1: COOLUM BEACH MITRE 10 Maiden Handicap - 1000m  
 29 October 2023 - 13:10  
 Track Rating: Good 4, Weather: Fine, Rail Position: +3m Entire



Section	Overall	800m	600m	400m	200m
Section Times	0:58.71 [6] (0:13.36)	0:45.35 [7] (0:10.92)	0:34.43 [8] (0:11.23)	0:23.20 [8] (0:11.25)	0:11.95 [8] (0:11.95)
Average Speed [km/h]	54.1	66.3	64.9	64.1	60.3
Top Speed [km/h]	68.0	68.2	66.4	65.5	62.9
Avg. Dist. to Rail [m]	6.4	2.3	2.1	3.8	6.2
Avg. Stride Freq. [Hz]	2.3	2.4	2.4	2.4	2.3
Avg. Stride Length [m]	6.4	7.7	7.6	7.5	7.2



- [ ] Ranking at each section and finish
- .-.- No data available at this section
- NA No data available



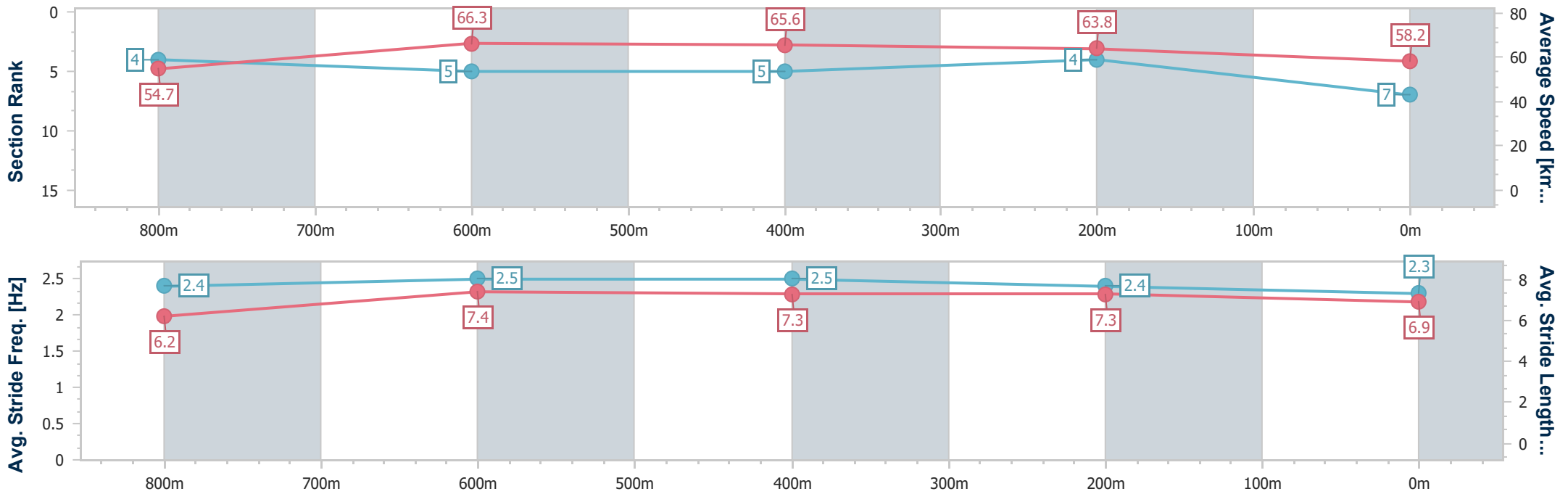
Horse/Jockey Name	Island Lady
Final Rank	7
Fastest Section Time (Section)	0:10.91 (800m)
Top Speed [km/h] (Section)	68.2 (Overall)
Race State	Finished



Sunshine Coast QLD Professional  
 Race 1: COOLUM BEACH MITRE 10 Maiden Handicap - 1000m  
 29 October 2023 - 13:10  
 Track Rating: Good 4, Weather: Fine, Rail Position: +3m Entire



Section	Overall	800m	600m	400m	200m
Section Times	0:58.81 [7] (0:13.18)	0:45.63 [4] (0:10.91)	0:34.72 [5] (0:11.08)	0:23.64 [5] (0:11.30)	0:12.34 [4] (0:12.34)
Average Speed [km/h]	54.7	66.3	65.6	63.8	58.2
Top Speed [km/h]	68.2	68.0	67.1	65.1	62.2
Avg. Dist. to Rail [m]	4.0	2.1	1.3	1.5	1.0
Avg. Stride Freq. [Hz]	2.4	2.5	2.5	2.4	2.3
Avg. Stride Length [m]	6.2	7.4	7.3	7.3	6.9



- [ ] Ranking at each section and finish
- .-.- No data available at this section
- NA No data available





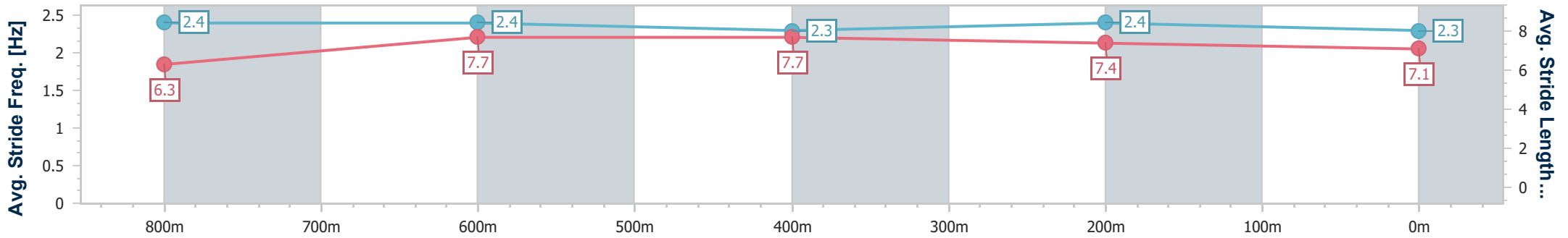
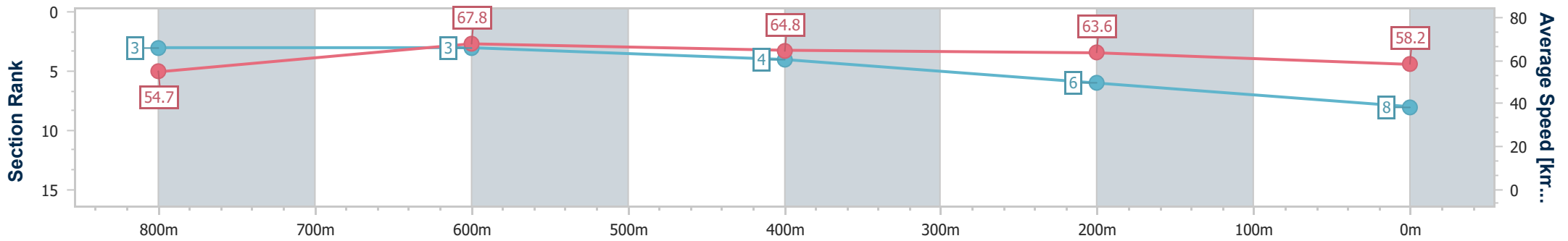
Horse/Jockey Name	Dazzling Illusion
Final Rank	8
Fastest Section Time (Section)	0:10.79 (800m)
Top Speed [km/h] (Section)	69.7 (Overall)
Race State	Finished



Sunshine Coast QLD Professional  
 Race 1: COOLUM BEACH MITRE 10 Maiden Handicap - 1000m  
 29 October 2023 - 13:10  
 Track Rating: Good 4, Weather: Fine, Rail Position: +3m Entire



Section	Overall	800m	600m	400m	200m
Section Times	0:58.86 [8] (0:13.12)	0:45.74 [3] (0:10.79)	0:34.95 [3] (0:11.25)	0:23.70 [4] (0:11.34)	0:12.36 [6] (0:12.36)
Average Speed [km/h]	54.7	67.8	64.8	63.6	58.2
Top Speed [km/h]	69.7	69.4	66.4	64.8	61.5
Avg. Dist. to Rail [m]	9.3	3.8	2.5	3.3	4.6
Avg. Stride Freq. [Hz]	2.4	2.4	2.3	2.4	2.3
Avg. Stride Length [m]	6.3	7.7	7.7	7.4	7.1



- [ ] Ranking at each section and finish
- .-.- No data available at this section
- NA No data available



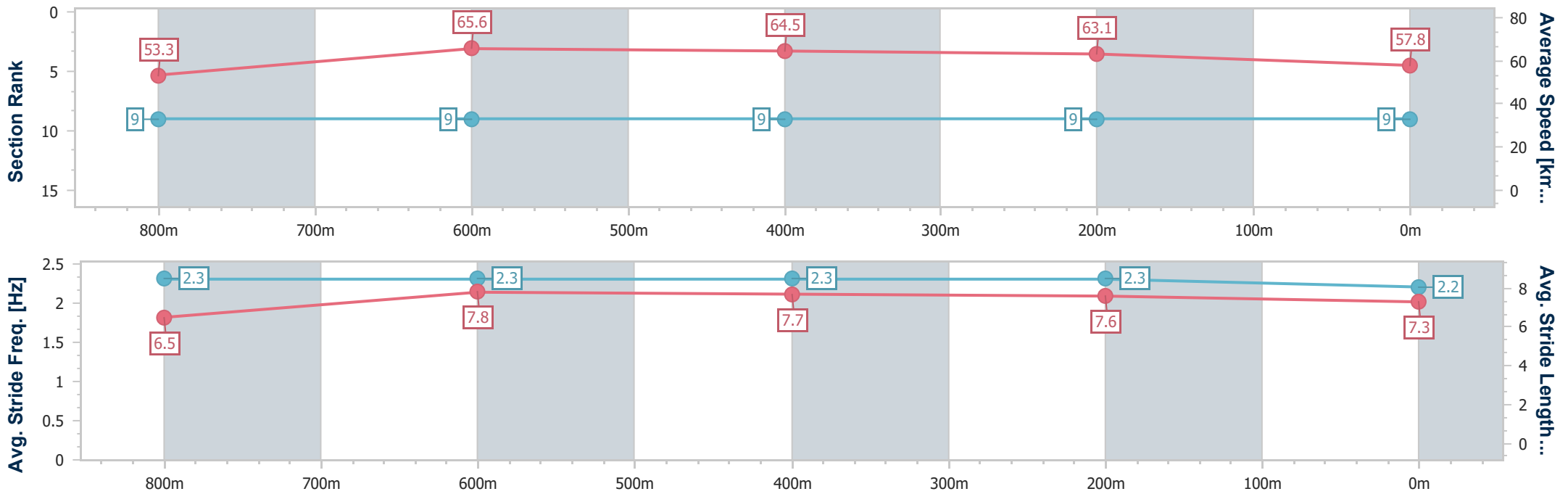
Horse/Jockey Name	Ponga's Girl
Final Rank	9
Fastest Section Time (Section)	0:10.99 (800m)
Top Speed [km/h] (Section)	69.4 (Overall)
Race State	Finished



Sunshine Coast QLD Professional  
 Race 1: COOLUM BEACH MITRE 10 Maiden Handicap - 1000m  
 29 October 2023 - 13:10  
 Track Rating: Good 4, Weather: Fine, Rail Position: +3m Entire



Section	Overall	800m	600m	400m	200m
Section Times	0:59.69 [9] (0:13.59)	0:46.10 [9] (0:10.99)	0:35.11 [9] (0:11.25)	0:23.86 [9] (0:11.41)	0:12.45 [9] (0:12.45)
Average Speed [km/h]	53.3	65.6	64.5	63.1	57.8
Top Speed [km/h]	69.4	69.3	66.1	64.7	61.6
Avg. Dist. to Rail [m]	7.6	2.1	0.9	4.1	4.9
Avg. Stride Freq. [Hz]	2.3	2.3	2.3	2.3	2.2
Avg. Stride Length [m]	6.5	7.8	7.7	7.6	7.3



- [ ] Ranking at each section and finish
- .-.- No data available at this section
- NA No data available