

29 October 2023 - 14:55

Track Rating: Good 4, Weather: Fine, Rail Position: +3m Entire

Section		Overall	1400m	1200m	1000m	800m	600m	400m	Last 600m				
Field Times		1:37.31 (0:13.87)	1:23.44 (0:11.66)	1:11.78 (0:11.87)	0:59.91 (0:12.38)	0:47.53 (0:12.19)	0:35.34 (0:11.58)	0:23.76 (0:11.55)	0:35.34				
Rank	TAB Horse/Jockey	Barrier	Top Speed [km/h]	Fastest Section									Distance Travelled [m]
1	8 CHAMPAGNE POP Taylor Marshall	6	64.8 400m	0:11.26 400m	1:37.31 [1] (0:14.58)	1:22.73 [7] (0:11.77)	1:10.96 [7] (0:11.84)	0:59.12 [6] (0:12.42)	0:46.70 [6] (0:12.00)	0:34.70 [6] (0:11.61)	0:23.09 [6] (0:11.26)	0:34.70	
2	2 BIAS Anthony Allen	11	63.9 400m	0:11.55 400m	1:37.40 [2] (0:13.87)	1:23.53 [1] (0:11.66)	1:11.87 [1] (0:11.87)	1:00.00 [1] (0:12.40)	0:47.60 [2] (0:12.17)	0:35.43 [1] (0:11.58)	0:23.85 [1] (0:11.55)	0:35.43	-4
3	4 FAT FINGERS Jake Bayliss	3	64.7 400m	0:11.36 400m	1:37.45 [3] (0:14.24)	1:23.21 [5] (0:11.86)	1:11.35 [5] (0:11.93)	0:59.42 [5] (0:12.46)	0:46.96 [5] (0:11.98)	0:34.98 [5] (0:11.69)	0:23.29 [5] (0:11.36)	0:34.98	+1
4	3 BIG TICKET BOY Georgina Cartwright	8	64.2 400m	0:11.42 400m	1:37.58 [4] (0:14.37)	1:23.21 [6] (0:11.86)	1:11.35 [6] (0:12.07)	0:59.28 [7] (0:12.51)	0:46.77 [7] (0:11.98)	0:34.79 [7] (0:11.51)	0:23.28 [7] (0:11.42)	0:34.79	+0
5	1 ROSOVO Justin Huxtable	1	63.4 Overall	0:11.56 400m	1:37.64 [5] (0:14.19)	1:23.45 [4] (0:11.80)	1:11.65 [4] (0:11.80)	0:59.85 [4] (0:12.43)	0:47.42 [4] (0:12.00)	0:35.42 [3] (0:11.63)	0:23.79 [3] (0:11.56)	0:35.42	-3
6	6 SET ABLAZE Tiffani Brooker	9	64.9 600m	0:11.33 400m	1:37.85 [6] (0:14.82)	1:23.03 [8] (0:11.79)	1:11.24 [8] (0:11.95)	0:59.29 [8] (0:12.51)	0:46.78 [8] (0:12.02)	0:34.76 [8] (0:11.50)	0:23.26 [8] (0:11.33)	0:34.76	+4
7	9 WILLNOTQUIT Ben Thompson	4	63.3 1400m	0:11.52 600m	1:38.16 [7] (0:14.09)	1:24.07 [2] (0:11.64)	1:12.43 [3] (0:12.05)	1:00.38 [3] (0:12.43)	0:47.95 [3] (0:12.19)	0:35.76 [4] (0:11.52)	0:24.24 [4] (0:11.69)	0:35.76	-2
8	10 AFSOON Micheal Hellyer	10	64.6 1400m	0:11.42 1400m	1:38.93 [8] (0:14.18)	1:24.75 [3] (0:11.42)	1:13.33 [2] (0:11.84)	1:01.49 [2] (0:12.34)	0:49.15 [1] (0:12.26)	0:36.89 [2] (0:11.68)	0:25.21 [2] (0:12.15)	0:36.89	-4

Scratched: Soobpurb Dancer (#5), Toni Too (#11), Livingstones (#7)



Sunshine Coast QLD Professional
Race 4: COOLUM BEACH HOTEL Class 2 Handicap - 1600m
 29 October 2023 - 14:55



Track Rating: Good 4, Weather: Fine, Rail Position: +3m Entire

Section							200m			Last 600m
Field Times							0:12.21			0:35.34
							(0:12.21)			
Rank	TAB	Horse/Jockey	Barrier	Top Speed [km/h]	Fastest Section	Margin			Distance Travelled [m]	
1	8	CHAMPAGNE POP	6	64.8	0:11.26	0:11.83 [3]	1:37.31		0:34.70	
		Taylor Marshall		400m	400m	(0:11.83)				
2	2	BIAS	11	63.9	0:11.55	0:12.30 [1]	0.4L		0:35.43 -4	
		Anthony Allen		400m	400m	(0:12.30)				
3	4	FAT FINGERS	3	64.7	0:11.36	0:11.93 [4]	0.6L		0:34.98 +1	
		Jake Bayliss		400m	400m	(0:11.93)				
4	3	BIG TICKET BOY	8	64.2	0:11.42	0:11.86 [6]	1.4L		0:34.79 +0	
		Georgina Cartwright		400m	400m	(0:11.86)				
5	1	ROSOVO	1	63.4	0:11.56	0:12.23 [2]	1.6L		0:35.42 -3	
		Justin Huxtable		Overall	400m	(0:12.23)				
6	6	SET ABLAZE	9	64.9	0:11.33	0:11.93 [8]	2.9L		0:34.76 +4	
		Tiffani Brooker		600m	400m	(0:11.93)				
7	9	WILLNOTQUIT	4	63.3	0:11.52	0:12.55 [5]	4.7L		0:35.76 -2	
		Ben Thompson		1400m	600m	(0:12.55)				
8	10	AFSOON	10	64.6	0:11.42	0:13.06 [7]	9.2L		0:36.89 -4	
		Micheal Hellyer		1400m	1400m	(0:13.06)				

Scratched: Soobpurb Dancer (#5), Toni Too (#11), Livingstones (#7)

[] Ranking at each section and finish
 -:-:- No data available at this section
 NA No data available

SCN Saddle cloth number
 DNF Did not finish
 DNT Did not track



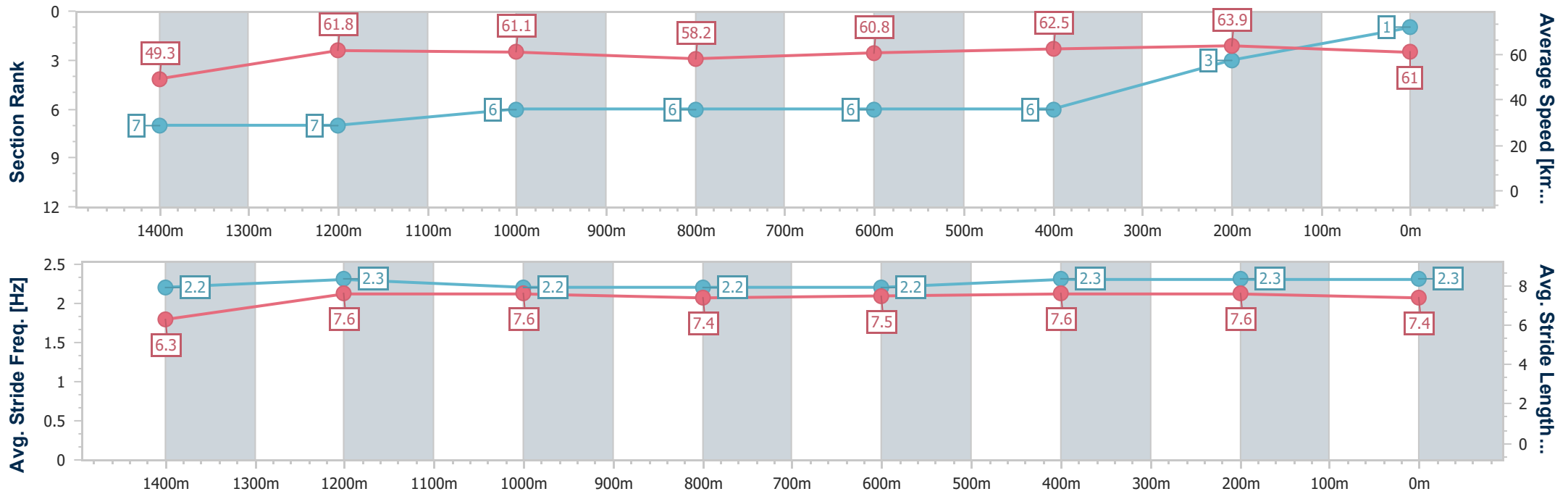
Horse/Jockey Name	Champagne Pop
Final Rank	1
Fastest Section Time (Section)	0:11.26 (400m)
Top Speed [km/h] (Section)	64.8 (400m)
Race State	Finished



Sunshine Coast QLD Professional
 Race 4: COOLUM BEACH HOTEL Class 2 Handicap - 1600m
 29 October 2023 - 14:55
 Track Rating: Good 4, Weather: Fine, Rail Position: +3m Entire



Section	Overall	1400m	1200m	1000m	800m	600m	400m	200m
Section Times	1:37.31 [1] (0:14.58)	1:22.73 [7] (0:11.77)	1:10.96 [7] (0:11.84)	0:59.12 [6] (0:12.42)	0:46.70 [6] (0:12.00)	0:34.70 [6] (0:11.61)	0:23.09 [6] (0:11.26)	0:11.83 [3] (0:11.83)
Average Speed [km/h]	49.3	61.8	61.1	58.2	60.8	62.5	63.9	61.0
Top Speed [km/h]	64.3	62.7	62.2	58.9	62.4	64.0	64.8	62.6
Avg. Dist. to Rail [m]	3.7	2.8	2.8	2.5	2.0	1.7	2.6	3.0
Avg. Stride Freq. [Hz]	2.2	2.3	2.2	2.2	2.2	2.3	2.3	2.3
Avg. Stride Length [m]	6.3	7.6	7.6	7.4	7.5	7.6	7.6	7.4



- [] Ranking at each section and finish
- .-.- No data available at this section
- NA No data available



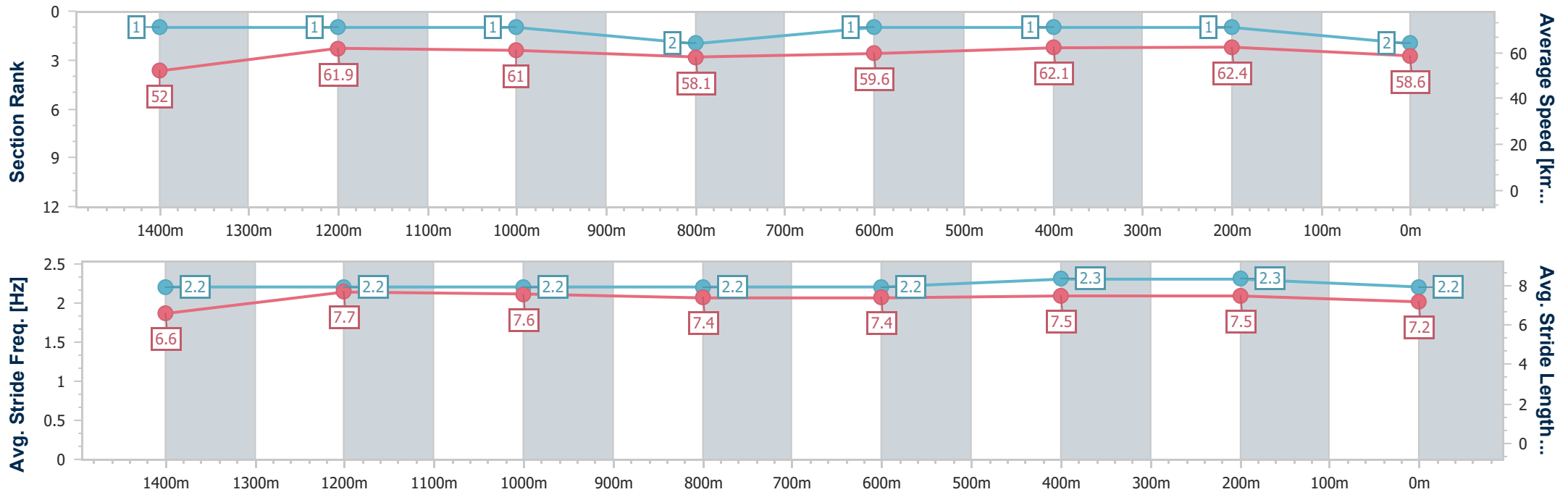
Horse/Jockey Name	Bias
Final Rank	2
Fastest Section Time (Section)	0:11.55 (400m)
Top Speed [km/h] (Section)	63.9 (400m)
Race State	Finished



Sunshine Coast QLD Professional
 Race 4: COOLUM BEACH HOTEL Class 2 Handicap - 1600m
 29 October 2023 - 14:55
 Track Rating: Good 4, Weather: Fine, Rail Position: +3m Entire



Section	Overall	1400m	1200m	1000m	800m	600m	400m	200m
Section Times	1:37.40 [2] (0:13.87)	1:23.53 [1] (0:11.66)	1:11.87 [1] (0:11.87)	1:00.00 [1] (0:12.40)	0:47.60 [2] (0:12.17)	0:35.43 [1] (0:11.58)	0:23.85 [1] (0:11.55)	0:12.30 [1] (0:12.30)
Average Speed [km/h]	52.0	61.9	61.0	58.1	59.6	62.1	62.4	58.6
Top Speed [km/h]	63.8	63.4	62.5	60.1	61.1	62.8	63.9	61.2
Avg. Dist. to Rail [m]	7.4	2.4	2.8	2.0	1.1	0.4	0.2	0.8
Avg. Stride Freq. [Hz]	2.2	2.2	2.2	2.2	2.2	2.3	2.3	2.2
Avg. Stride Length [m]	6.6	7.7	7.6	7.4	7.4	7.5	7.5	7.2



- [] Ranking at each section and finish
- :-:- No data available at this section
- NA No data available



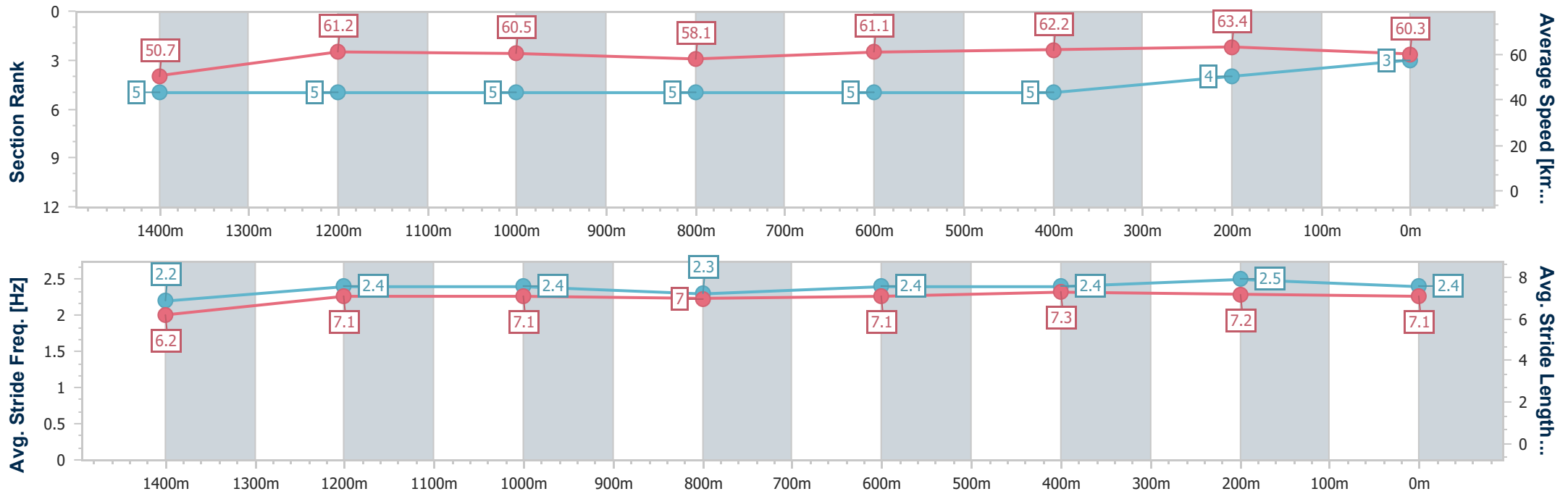
Horse/Jockey Name	Fat Fingers
Final Rank	3
Fastest Section Time (Section)	0:11.36 (400m)
Top Speed [km/h] (Section)	64.7 (400m)
Race State	Finished



Sunshine Coast QLD Professional
 Race 4: COOLUM BEACH HOTEL Class 2 Handicap - 1600m
 29 October 2023 - 14:55
 Track Rating: Good 4, Weather: Fine, Rail Position: +3m Entire



Section	Overall	1400m	1200m	1000m	800m	600m	400m	200m
Section Times	1:37.45 [3] (0:14.24)	1:23.21 [5] (0:11.86)	1:11.35 [5] (0:11.93)	0:59.42 [5] (0:12.46)	0:46.96 [5] (0:11.98)	0:34.98 [5] (0:11.69)	0:23.29 [5] (0:11.36)	0:11.93 [4] (0:11.93)
Average Speed [km/h]	50.7	61.2	60.5	58.1	61.1	62.2	63.4	60.3
Top Speed [km/h]	61.5	62.5	62.8	59.1	63.0	64.4	64.7	64.5
Avg. Dist. to Rail [m]	3.2	2.9	3.4	3.1	2.1	1.8	6.2	6.2
Avg. Stride Freq. [Hz]	2.2	2.4	2.4	2.3	2.4	2.4	2.5	2.4
Avg. Stride Length [m]	6.2	7.1	7.1	7.0	7.1	7.3	7.2	7.1



- [] Ranking at each section and finish
- .-.- No data available at this section
- NA No data available



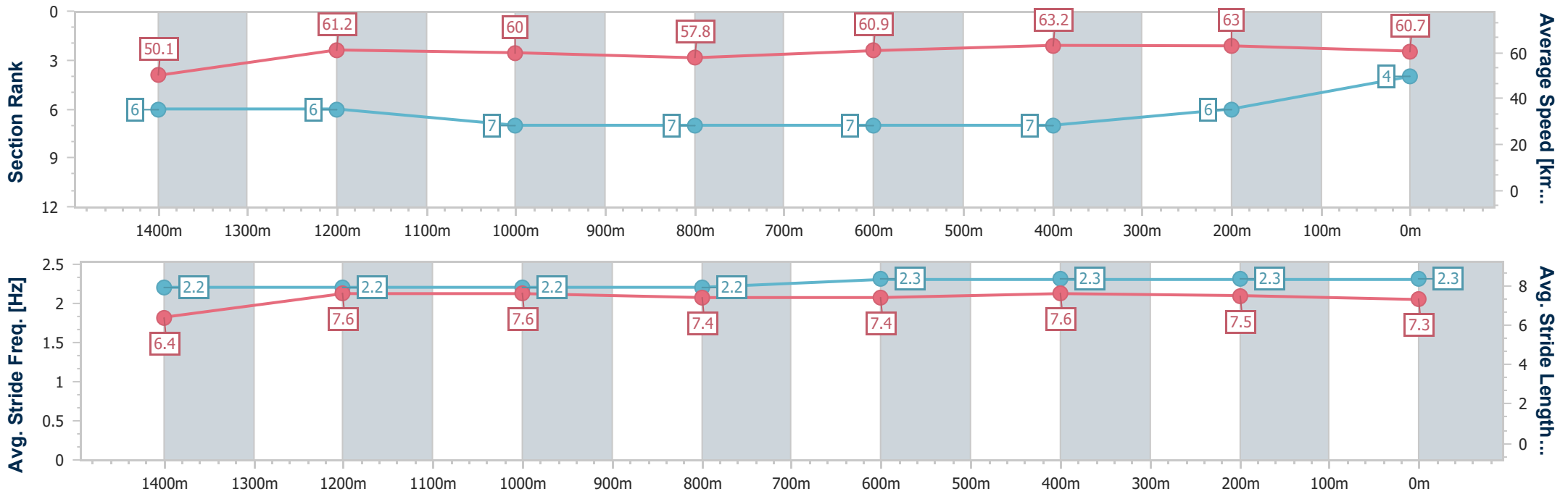
Horse/Jockey Name	Big Ticket Boy
Final Rank	4
Fastest Section Time (Section)	0:11.42 (400m)
Top Speed [km/h] (Section)	64.2 (400m)
Race State	Finished



Sunshine Coast QLD Professional
 Race 4: COOLUM BEACH HOTEL Class 2 Handicap - 1600m
 29 October 2023 - 14:55
 Track Rating: Good 4, Weather: Fine, Rail Position: +3m Entire



Section	Overall	1400m	1200m	1000m	800m	600m	400m	200m
Section Times	1:37.58 [4] (0:14.37)	1:23.21 [6] (0:11.86)	1:11.35 [6] (0:12.07)	0:59.28 [7] (0:12.51)	0:46.77 [7] (0:11.98)	0:34.79 [7] (0:11.51)	0:23.28 [7] (0:11.42)	0:11.86 [6] (0:11.86)
Average Speed [km/h]	50.1	61.2	60.0	57.8	60.9	63.2	63.0	60.7
Top Speed [km/h]	61.3	62.5	61.1	59.0	63.0	64.1	64.2	62.9
Avg. Dist. to Rail [m]	5.2	3.9	3.8	3.1	2.3	1.5	4.8	5.8
Avg. Stride Freq. [Hz]	2.2	2.2	2.2	2.2	2.3	2.3	2.3	2.3
Avg. Stride Length [m]	6.4	7.6	7.6	7.4	7.4	7.6	7.5	7.3



- [] Ranking at each section and finish
- .-.- No data available at this section
- NA No data available



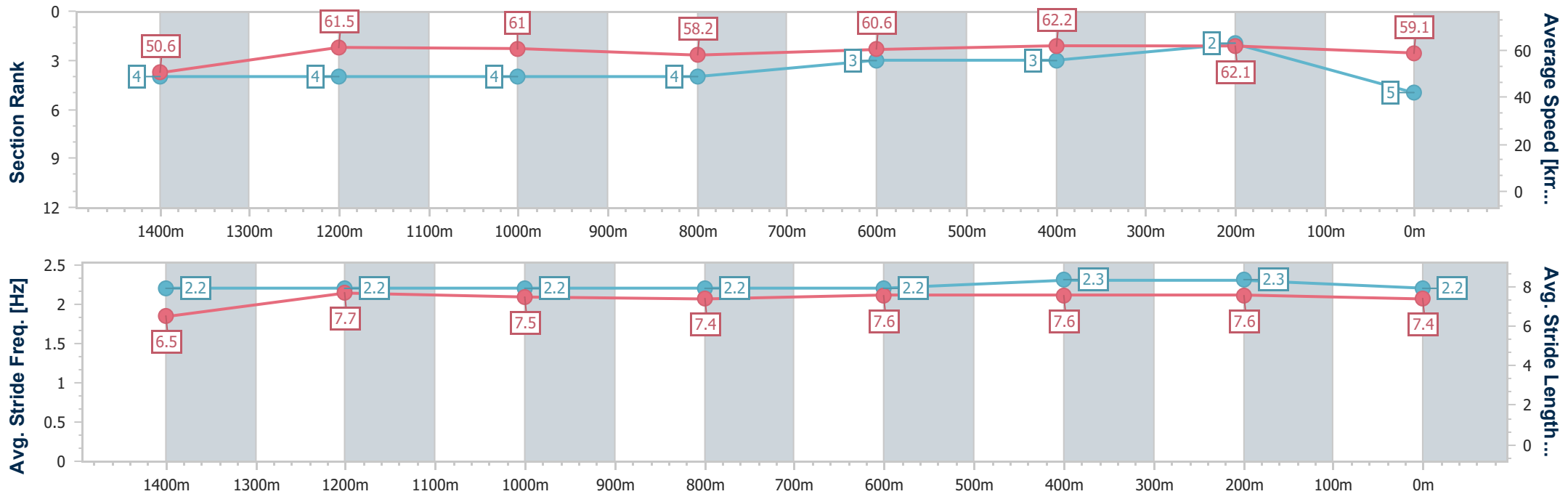
Horse/Jockey Name	Rosovo
Final Rank	5
Fastest Section Time (Section)	0:11.56 (400m)
Top Speed [km/h] (Section)	63.4 (Overall)
Race State	Finished



Sunshine Coast QLD Professional
 Race 4: COOLUM BEACH HOTEL Class 2 Handicap - 1600m
 29 October 2023 - 14:55
 Track Rating: Good 4, Weather: Fine, Rail Position: +3m Entire



Section	Overall	1400m	1200m	1000m	800m	600m	400m	200m
Section Times	1:37.64 [5] (0:14.19)	1:23.45 [4] (0:11.80)	1:11.65 [4] (0:11.80)	0:59.85 [4] (0:12.43)	0:47.42 [4] (0:12.00)	0:35.42 [3] (0:11.63)	0:23.79 [3] (0:11.56)	0:12.23 [2] (0:12.23)
Average Speed [km/h]	50.6	61.5	61.0	58.2	60.6	62.2	62.1	59.1
Top Speed [km/h]	63.4	61.9	62.6	58.8	61.7	62.7	62.7	60.9
Avg. Dist. to Rail [m]	2.6	2.2	2.3	2.1	1.4	0.7	2.6	4.3
Avg. Stride Freq. [Hz]	2.2	2.2	2.2	2.2	2.2	2.3	2.3	2.2
Avg. Stride Length [m]	6.5	7.7	7.5	7.4	7.6	7.6	7.6	7.4



- [] Ranking at each section and finish
- .-.-.- No data available at this section
- NA No data available



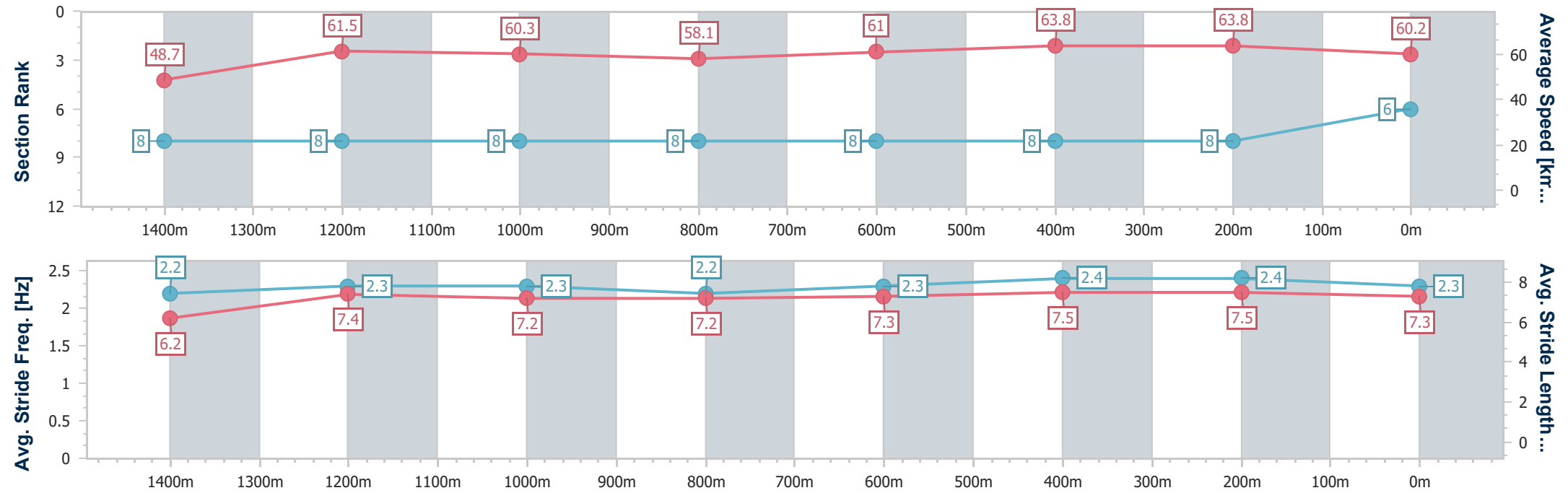
Horse/Jockey Name	Set Ablaze
Final Rank	6
Fastest Section Time (Section)	0:11.33 (400m)
Top Speed [km/h] (Section)	64.9 (600m)
Race State	Finished



Sunshine Coast QLD Professional
 Race 4: COOLUM BEACH HOTEL Class 2 Handicap - 1600m
 29 October 2023 - 14:55
 Track Rating: Good 4, Weather: Fine, Rail Position: +3m Entire



Section	Overall	1400m	1200m	1000m	800m	600m	400m	200m						
Section Times	1:37.85 [6] (0:14.82)	1:23.03 [8] (0:11.79)	1:11.24 [8] (0:11.95)	0:59.29 [8] (0:12.51)	0:46.78 [8] (0:12.02)	0:34.76 [8] (0:11.50)	0:23.26 [8] (0:11.33)	0:11.93 [8] (0:11.93)						
Average Speed [km/h]	48.7	61.5	60.3	58.1	61.0	63.8	63.8	60.2						
Top Speed [km/h]	62.9	62.3	61.8	58.8	64.1	64.9	64.8	62.8						
Avg. Dist. to Rail [m]	5.5	3.4	3.4	3.2	2.9	3.6	7.4	7.8						
Avg. Stride Freq. [Hz]	2.2	2.3	2.3	2.2	2.3	2.4	2.4	2.3						
Avg. Stride Length [m]	6.2	7.4	7.2	7.2	7.3	7.5	7.5	7.3						



- [] Ranking at each section and finish
- .-.- No data available at this section
- NA No data available



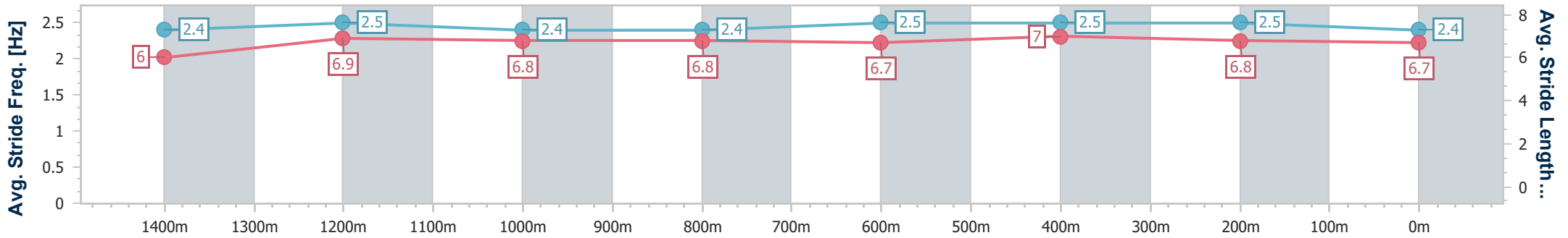
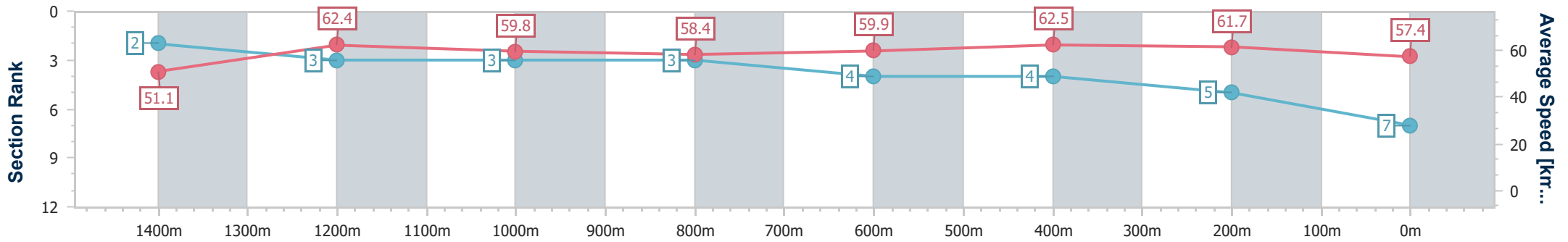
Horse/Jockey Name	Willnotquit
Final Rank	7
Fastest Section Time (Section)	0:11.52 (600m)
Top Speed [km/h] (Section)	63.3 (1400m)
Race State	Finished



Sunshine Coast QLD Professional
 Race 4: COOLUM BEACH HOTEL Class 2 Handicap - 1600m
 29 October 2023 - 14:55
 Track Rating: Good 4, Weather: Fine, Rail Position: +3m Entire



Section	Overall	1400m	1200m	1000m	800m	600m	400m	200m
Section Times	1:38.16 [7] (0:14.09)	1:24.07 [2] (0:11.64)	1:12.43 [3] (0:12.05)	1:00.38 [3] (0:12.43)	0:47.95 [3] (0:12.19)	0:35.76 [4] (0:11.52)	0:24.24 [4] (0:11.69)	0:12.55 [5] (0:12.55)
Average Speed [km/h]	51.1	62.4	59.8	58.4	59.9	62.5	61.7	57.4
Top Speed [km/h]	62.8	63.3	62.0	59.1	62.9	62.9	62.6	60.5
Avg. Dist. to Rail [m]	4.9	3.7	3.6	3.0	2.3	0.5	3.9	4.2
Avg. Stride Freq. [Hz]	2.4	2.5	2.4	2.4	2.5	2.5	2.5	2.4
Avg. Stride Length [m]	6.0	6.9	6.8	6.8	6.7	7.0	6.8	6.7



- [] Ranking at each section and finish
- .-.- No data available at this section
- NA No data available



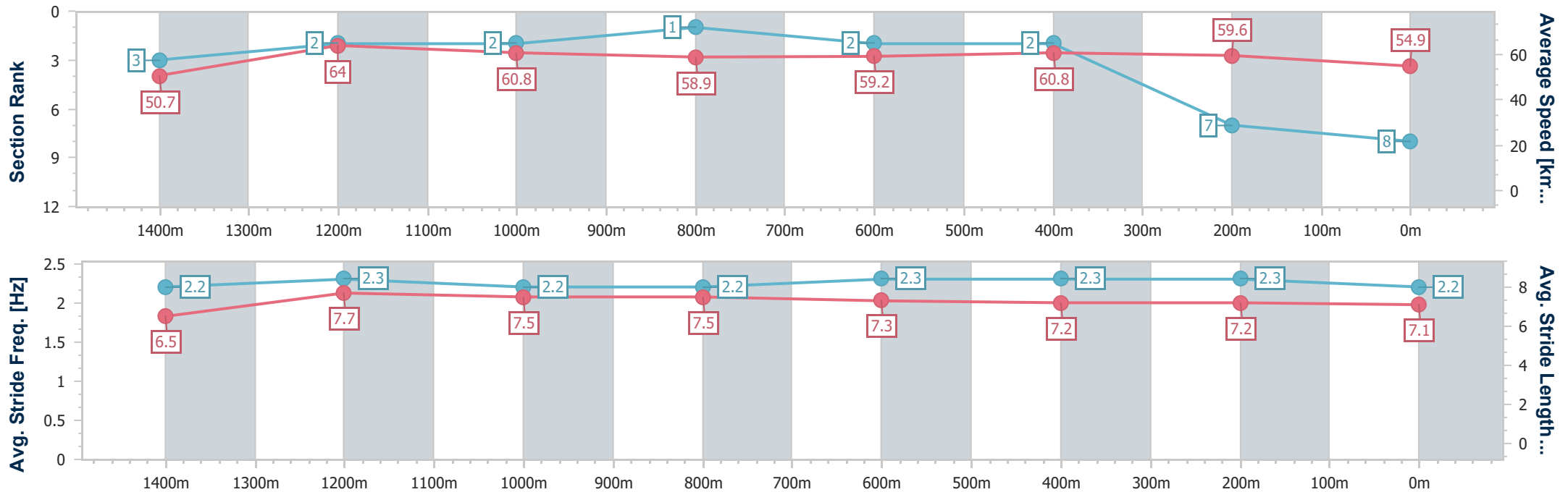
Horse/Jockey Name	Afsoon
Final Rank	8
Fastest Section Time (Section)	0:11.42 (1400m)
Top Speed [km/h] (Section)	64.6 (1400m)
Race State	Finished



Sunshine Coast QLD Professional
 Race 4: COOLUM BEACH HOTEL Class 2 Handicap - 1600m
 29 October 2023 - 14:55
 Track Rating: Good 4, Weather: Fine, Rail Position: +3m Entire



Section	Overall	1400m	1200m	1000m	800m	600m	400m	200m
Section Times	1:38.93 [8] (0:14.18)	1:24.75 [3] (0:11.42)	1:13.33 [2] (0:11.84)	1:01.49 [2] (0:12.34)	0:49.15 [1] (0:12.26)	0:36.89 [2] (0:11.68)	0:25.21 [2] (0:12.15)	0:13.06 [7] (0:13.06)
Average Speed [km/h]	50.7	64.0	60.8	58.9	59.2	60.8	59.6	54.9
Top Speed [km/h]	62.9	64.6	62.8	60.4	60.8	61.6	60.8	57.8
Avg. Dist. to Rail [m]	6.7	4.6	2.6	2.8	1.8	1.8	1.0	1.6
Avg. Stride Freq. [Hz]	2.2	2.3	2.2	2.2	2.3	2.3	2.3	2.2
Avg. Stride Length [m]	6.5	7.7	7.5	7.5	7.3	7.2	7.2	7.1



- [] Ranking at each section and finish
- .-.- No data available at this section
- NA No data available