



# Doomben QLD Professional

## Race 1: ROAD TO MAGIC MILLIONS ON SALE NOW Maiden Handicap - 1640m

01 November 2023 - 13:18



BRISBANE  
RACING CLUB

Track Rating: Good 4, Weather: Fine, Rail Position: +6m Entire

Section		Overall	1400m	1200m	1000m	800m	600m	400m	Last 600m				
Field Times		1:39.78 (0:16.01)	1:23.77 (0:11.58)	1:12.19 (0:12.10)	1:00.09 (0:12.33)	0:47.76 (0:12.30)	0:35.46 (0:11.81)	0:23.65 (0:11.51)	0:35.46				
Rank	TAB Horse/Jockey	Barrier	Top Speed [km/h]	Fastest Section	Distance Travelled [m]								
1	2 ENCOMPASS Jake Bayliss	10	65.9 400m	0:11.22 400m	1:39.78 [1] (0:16.83)	1:22.95 [7] (0:11.79)	1:11.16 [7] (0:11.90)	0:59.26 [7] (0:12.31)	0:46.95 [7] (0:12.34)	0:34.61 [7] (0:11.59)	0:23.02 [6] (0:11.22)	0:34.61	
2	10 PRETTY LITTLE LIAR Damien Thornton	5	65.7 Overall	0:11.51 400m	1:40.00 [2] (0:16.01)	1:23.99 [1] (0:11.58)	1:12.41 [1] (0:12.10)	1:00.31 [1] (0:12.33)	0:47.98 [1] (0:12.30)	0:35.68 [1] (0:11.81)	0:23.87 [1] (0:11.51)	0:35.68	-2
3	4 ACES UP Martin Harley	2	65.2 Overall	0:11.53 400m	1:40.18 [3] (0:16.35)	1:23.83 [3] (0:11.63)	1:12.20 [3] (0:11.99)	1:00.21 [3] (0:12.46)	0:47.75 [3] (0:12.26)	0:35.49 [3] (0:11.73)	0:23.76 [3] (0:11.53)	0:35.49	-4
4	1 OCTAVIO James Orman	7	66.0 Overall	0:11.68 400m	1:40.27 [4] (0:16.07)	1:24.20 [2] (0:11.75)	1:12.45 [2] (0:12.08)	1:00.37 [2] (0:12.45)	0:47.92 [2] (0:12.24)	0:35.68 [2] (0:11.73)	0:23.95 [2] (0:11.68)	0:35.68	+1
5	8 DELORME Samantha Collett	3	64.5 Overall	0:11.67 400m	1:40.74 [5] (0:16.61)	1:24.13 [5] (0:11.72)	1:12.41 [6] (0:11.89)	1:00.52 [6] (0:12.39)	0:48.13 [6] (0:12.30)	0:35.83 [6] (0:11.92)	0:23.91 [7] (0:11.67)	0:35.83	+4
6	5 CRIMSON REWARD Michael Murphy	1	64.2 1400m	0:11.60 400m	1:41.05 [6] (0:16.66)	1:24.39 [6] (0:11.65)	1:12.74 [5] (0:11.84)	1:00.90 [5] (0:12.40)	0:48.50 [5] (0:12.31)	0:36.19 [5] (0:11.81)	0:24.38 [5] (0:11.60)	0:36.19	-4
7	7 WIND OF HEAVEN Blake Spriggs	4	65.5 Overall	0:11.67 1400m	1:41.42 [7] (0:16.41)	1:25.01 [4] (0:11.67)	1:13.34 [4] (0:12.01)	1:01.33 [4] (0:12.44)	0:48.89 [4] (0:12.17)	0:36.72 [4] (0:11.84)	0:24.88 [4] (0:11.88)	0:36.72	+1

Scratched: Miss Shu (#9), Exposition (#6), Rashford (#3)



# Doomben QLD Professional

## Race 1: ROAD TO MAGIC MILLIONS ON SALE NOW Maiden Handicap - 1640m

01 November 2023 - 13:18



BRISBANE  
RACING CLUB

Track Rating: Good 4, Weather: Fine, Rail Position: +6m Entire

Section				200m				Last 600m	
Field Times				0:12.14 (0:12.14)				0:35.46	
Rank	TAB	Horse/Jockey	Barrier	Top Speed [km/h]	Fastest Section	Margin			Distance Travelled [m]
1	2	<b>ENCOMPASS</b> Jake Bayliss	10	65.9 400m	0:11.22 400m	0:11.80 [3] (0:11.80)	1:39.78		0:34.61
2	10	<b>PRETTY LITTLE LIAR</b> Damien Thornton	5	65.7 Overall	0:11.51 400m	0:12.36 [1] (0:12.36)	1.27L		0:35.68 -2
3	4	<b>ACES UP</b> Martin Harley	2	65.2 Overall	0:11.53 400m	0:12.23 [2] (0:12.23)	2.3L		0:35.49 -4
4	1	<b>OCTAVIO</b> James Orman	7	66.0 Overall	0:11.68 400m	0:12.27 [4] (0:12.27)	2.86L		0:35.68 +1
5	8	<b>DELORME</b> Samantha Collett	3	64.5 Overall	0:11.67 400m	0:12.24 [7] (0:12.24)	5.61L		0:35.83 +4
6	5	<b>CRIMSON REWARD</b> Michael Murphy	1	64.2 1400m	0:11.60 400m	0:12.78 [5] (0:12.78)	7.46L		0:36.19 -4
7	7	<b>WIND OF HEAVEN</b> Blake Spriggs	4	65.5 Overall	0:11.67 1400m	0:13.00 [6] (0:13.00)	9.64L		0:36.72 +1

Scratched: Miss Shu (#9), Exposition (#6), Rashford (#3)



Horse/Jockey Name	Encompass
Final Rank	1
Fastest Section Time (Section)	0:11.22 (400m)
Top Speed [km/h] (Section)	65.9 (400m)
Race State	Finished

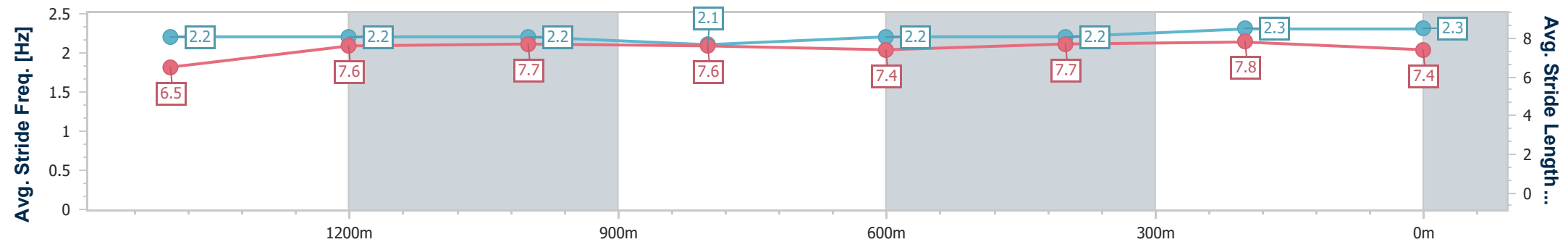
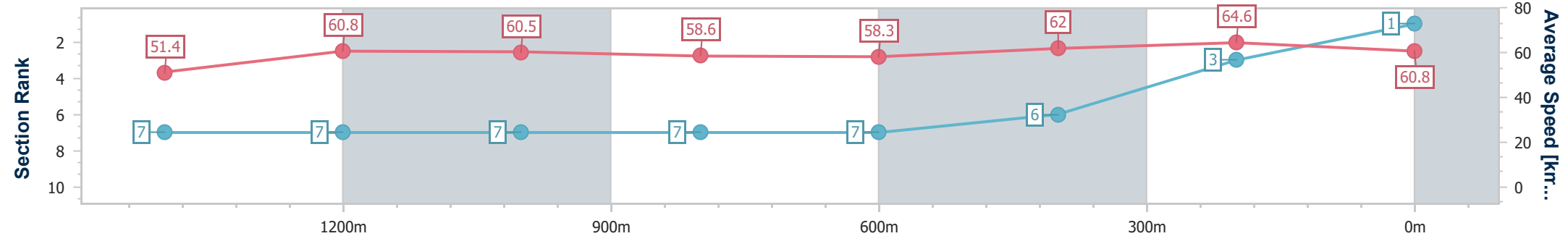


**Doomben QLD Professional**  
**Race 1: ROAD TO MAGIC MILLIONS ON SALE NOW Maiden**  
**Handicap - 1640m**  
**01 November 2023 - 13:18**  
**Track Rating: Good 4, Weather: Fine, Rail Position: +6m Entire**



**BRISBANE**  
 RACING CLUB

Section	Overall	1400m	1200m	1000m	800m	600m	400m	200m
Section Times	1:39.78 [1] (0:16.83)	1:22.95 [7] (0:11.79)	1:11.16 [7] (0:11.90)	0:59.26 [7] (0:12.31)	0:46.95 [7] (0:12.34)	0:34.61 [7] (0:11.59)	0:23.02 [6] (0:11.22)	0:11.80 [3] (0:11.80)
Average Speed [km/h]	51.4	60.8	60.5	58.6	58.3	62.0	64.6	60.8
Top Speed [km/h]	62.8	63.0	62.5	59.9	60.8	64.3	65.9	64.3
Avg. Dist. to Rail [m]	2.9	0.2	0.2	0.3	0.3	0.5	3.1	2.3
Avg. Stride Freq. [Hz]	2.2	2.2	2.2	2.1	2.2	2.2	2.3	2.3
Avg. Stride Length [m]	6.5	7.6	7.7	7.6	7.4	7.7	7.8	7.4



- [ ] Ranking at each section and finish
- .-.- No data available at this section
- NA No data available



Horse/Jockey Name	Pretty Little Liar
Final Rank	2
Fastest Section Time (Section)	0:11.51 (400m)
Top Speed [km/h] (Section)	65.7 (Overall)
Race State	Finished

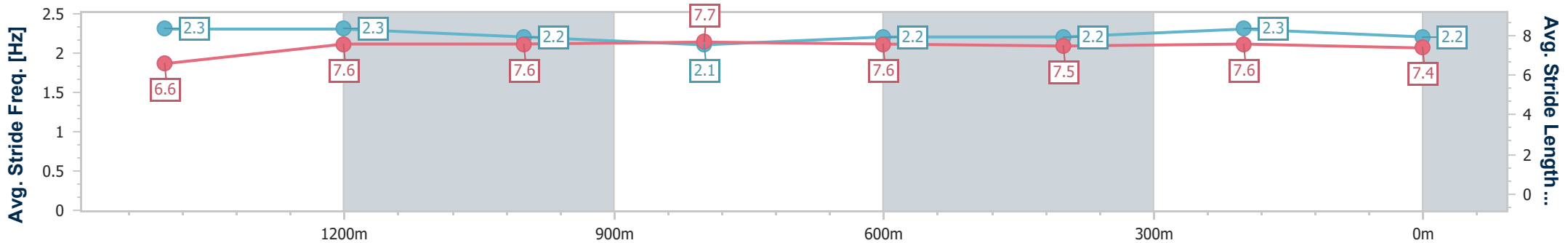
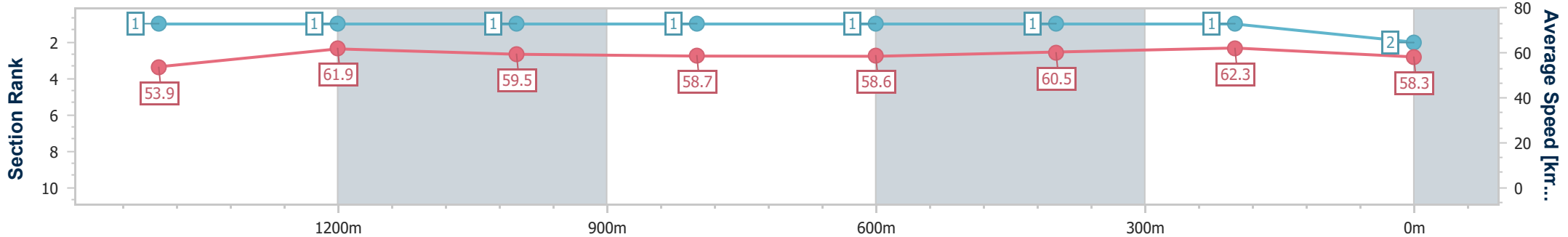


**Doomben QLD Professional**  
**Race 1: ROAD TO MAGIC MILLIONS ON SALE NOW Maiden**  
**Handicap - 1640m**  
**01 November 2023 - 13:18**  
**Track Rating: Good 4, Weather: Fine, Rail Position: +6m Entire**



**BRISBANE**  
 RACING CLUB

Section	Overall	1400m	1200m	1000m	800m	600m	400m	200m
Section Times	1:40.00 [2] (0:16.01)	1:23.99 [1] (0:11.58)	1:12.41 [1] (0:12.10)	1:00.31 [1] (0:12.33)	0:47.98 [1] (0:12.30)	0:35.68 [1] (0:11.81)	0:23.87 [1] (0:11.51)	0:12.36 [1] (0:12.36)
Average Speed [km/h]	53.9	61.9	59.5	58.7	58.6	60.5	62.3	58.3
Top Speed [km/h]	65.7	64.8	60.9	59.4	59.4	61.8	63.6	61.3
Avg. Dist. to Rail [m]	2.2	1.0	1.1	1.2	0.2	1.0	1.4	0.9
Avg. Stride Freq. [Hz]	2.3	2.3	2.2	2.1	2.2	2.2	2.3	2.2
Avg. Stride Length [m]	6.6	7.6	7.6	7.7	7.6	7.5	7.6	7.4



- [ ] Ranking at each section and finish
- .-.- No data available at this section
- NA No data available



Horse/Jockey Name	Aces Up
Final Rank	3
Fastest Section Time (Section)	0:11.53 (400m)
Top Speed [km/h] (Section)	65.2 (Overall)
Race State	Finished

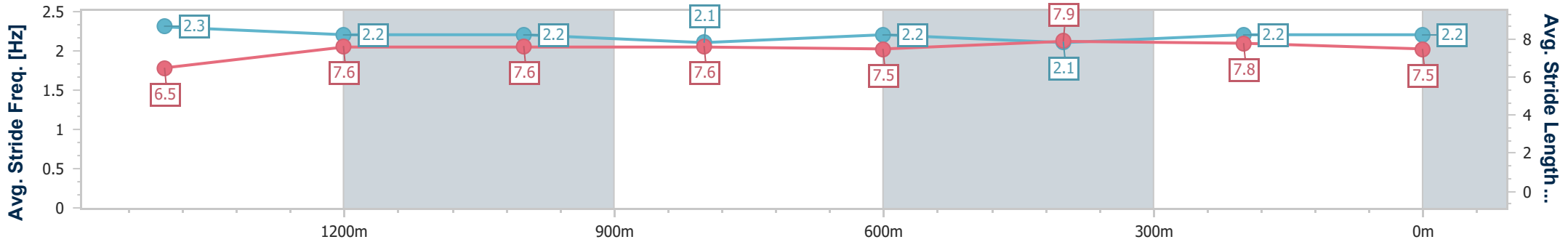
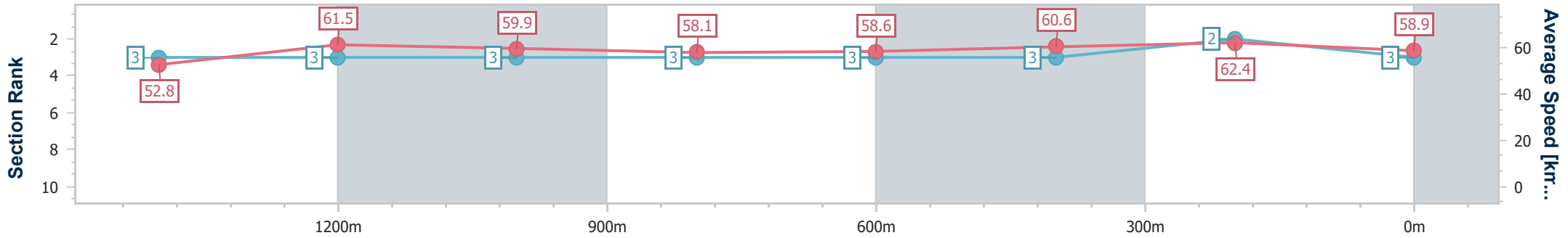


**Doomben QLD Professional**  
**Race 1: ROAD TO MAGIC MILLIONS ON SALE NOW Maiden**  
**Handicap - 1640m**  
**01 November 2023 - 13:18**  
**Track Rating: Good 4, Weather: Fine, Rail Position: +6m Entire**



**BRISBANE**  
 RACING CLUB

Section	Overall	1400m	1200m	1000m	800m	600m	400m	200m
Section Times	1:40.18 [3] (0:16.35)	1:23.83 [3] (0:11.63)	1:12.20 [3] (0:11.99)	1:00.21 [3] (0:12.46)	0:47.75 [3] (0:12.26)	0:35.49 [3] (0:11.73)	0:23.76 [3] (0:11.53)	0:12.23 [2] (0:12.23)
Average Speed [km/h]	52.8	61.5	59.9	58.1	58.6	60.6	62.4	58.9
Top Speed [km/h]	65.2	64.2	60.9	59.8	60.9	61.5	63.7	61.6
Avg. Dist. to Rail [m]	1.1	1.2	0.2	0.6	0.3	1.7	1.4	1.4
Avg. Stride Freq. [Hz]	2.3	2.2	2.2	2.1	2.2	2.1	2.2	2.2
Avg. Stride Length [m]	6.5	7.6	7.6	7.6	7.5	7.9	7.8	7.5



- [ ] Ranking at each section and finish
- .-.- No data available at this section
- NA No data available



Horse/Jockey Name	Octavio
Final Rank	4
Fastest Section Time (Section)	0:11.68 (400m)
Top Speed [km/h] (Section)	66.0 (Overall)
Race State	Finished

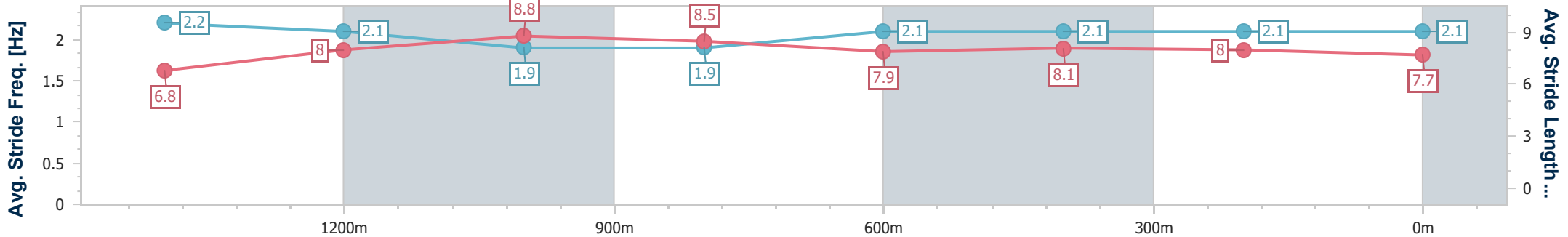
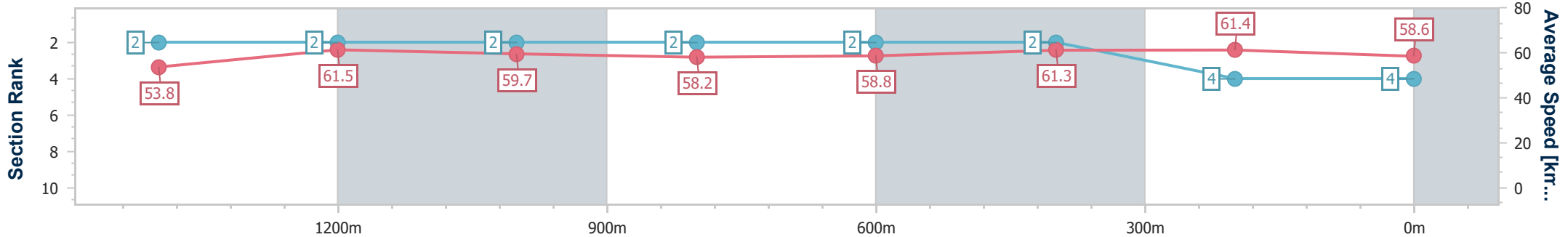


**Doomben QLD Professional**  
**Race 1: ROAD TO MAGIC MILLIONS ON SALE NOW Maiden**  
**Handicap - 1640m**  
**01 November 2023 - 13:18**  
**Track Rating: Good 4, Weather: Fine, Rail Position: +6m Entire**



**BRISBANE**  
 RACING CLUB

Section	Overall	1400m	1200m	1000m	800m	600m	400m	200m
Section Times	1:40.27 [4] (0:16.07)	1:24.20 [2] (0:11.75)	1:12.45 [2] (0:12.08)	1:00.37 [2] (0:12.45)	0:47.92 [2] (0:12.24)	0:35.68 [2] (0:11.73)	0:23.95 [2] (0:11.68)	0:12.27 [4] (0:12.27)
Average Speed [km/h]	53.8	61.5	59.7	58.2	58.8	61.3	61.4	58.6
Top Speed [km/h]	66.0	63.5	60.4	59.9	60.9	62.1	62.7	60.5
Avg. Dist. to Rail [m]	3.3	0.4	1.8	2.2	0.3	0.6	0.9	1.0
Avg. Stride Freq. [Hz]	2.2	2.1	1.9	1.9	2.1	2.1	2.1	2.1
Avg. Stride Length [m]	6.8	8.0	8.8	8.5	7.9	8.1	8.0	7.7



- [ ] Ranking at each section and finish
- .-.- No data available at this section
- NA No data available



Horse/Jockey Name	Delorme
Final Rank	5
Fastest Section Time (Section)	0:11.67 (400m)
Top Speed [km/h] (Section)	64.5 (Overall)
Race State	Finished

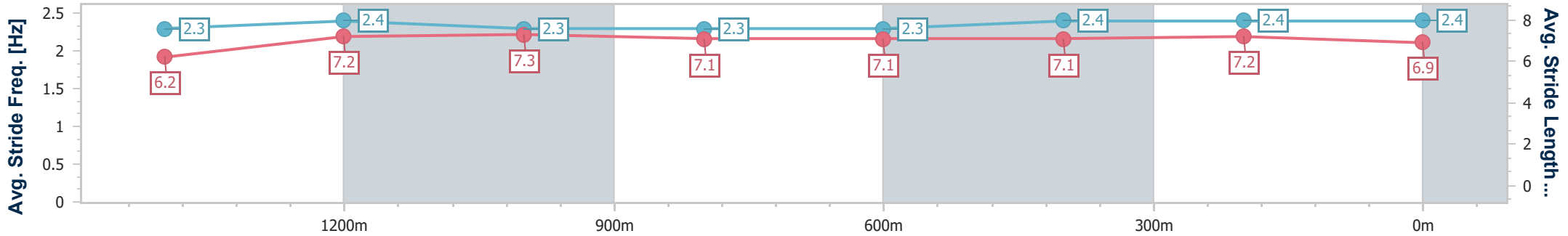
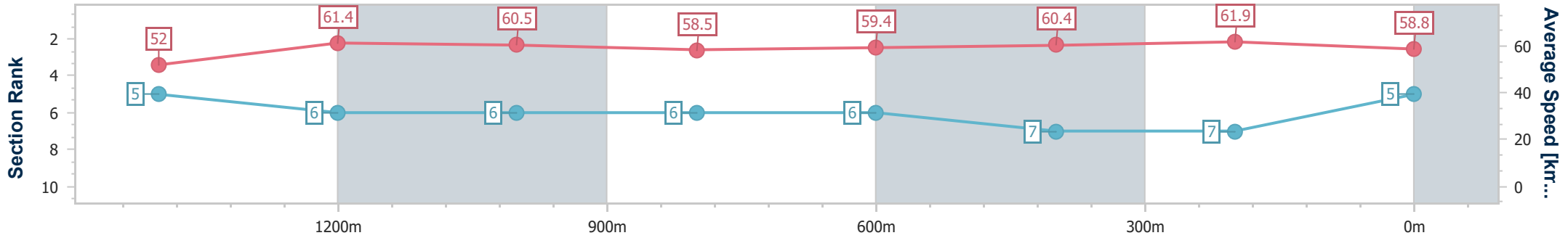


**Doomben QLD Professional**  
**Race 1: ROAD TO MAGIC MILLIONS ON SALE NOW Maiden**  
**Handicap - 1640m**  
**01 November 2023 - 13:18**  
**Track Rating: Good 4, Weather: Fine, Rail Position: +6m Entire**



**BRISBANE**  
**RACING CLUB**

Section	Overall	1400m	1200m	1000m	800m	600m	400m	200m						
Section Times	1:40.74 [5] (0:16.61)	1:24.13 [5] (0:11.72)	1:12.41 [6] (0:11.89)	1:00.52 [6] (0:12.39)	0:48.13 [6] (0:12.30)	0:35.83 [6] (0:11.92)	0:23.91 [7] (0:11.67)	0:12.24 [7] (0:12.24)						
Average Speed [km/h]	52.0	61.4	60.5	58.5	59.4	60.4	61.9	58.8						
Top Speed [km/h]	64.5	63.8	61.3	60.0	61.5	61.3	62.9	61.8						
Avg. Dist. to Rail [m]	0.8	0.5	2.1	2.5	1.9	0.6	0.7	0.4						
Avg. Stride Freq. [Hz]	2.3	2.4	2.3	2.3	2.3	2.4	2.4	2.4						
Avg. Stride Length [m]	6.2	7.2	7.3	7.1	7.1	7.1	7.2	6.9						



- [ ] Ranking at each section and finish
- .-.- No data available at this section
- NA No data available



Horse/Jockey Name	Crimson Reward
Final Rank	6
Fastest Section Time (Section)	0:11.60 (400m)
Top Speed [km/h] (Section)	64.2 (1400m)
Race State	Finished

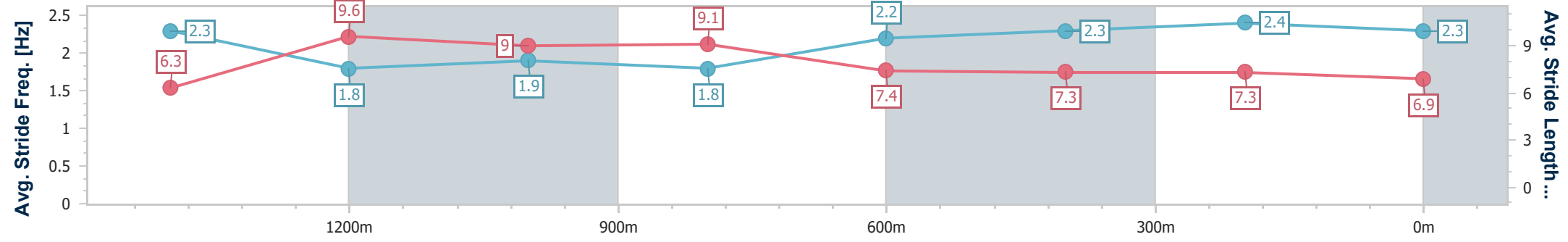
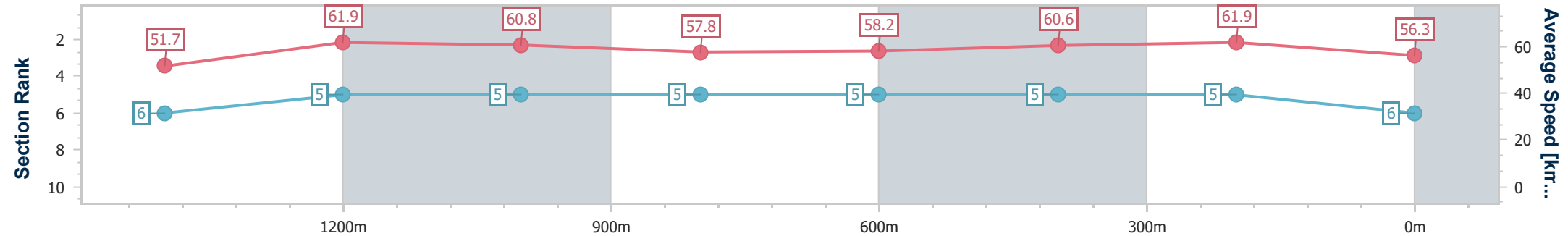


**Doomben QLD Professional**  
**Race 1: ROAD TO MAGIC MILLIONS ON SALE NOW Maiden**  
**Handicap - 1640m**  
**01 November 2023 - 13:18**  
**Track Rating: Good 4, Weather: Fine, Rail Position: +6m Entire**



**BRISBANE**  
**RACING CLUB**

Section	Overall	1400m	1200m	1000m	800m	600m	400m	200m					
Section Times	1:41.05 [6] (0:16.66)	1:24.39 [6] (0:11.65)	1:12.74 [5] (0:11.84)	1:00.90 [5] (0:12.40)	0:48.50 [5] (0:12.31)	0:36.19 [5] (0:11.81)	0:24.38 [5] (0:11.60)	0:12.78 [5] (0:12.78)					
Average Speed [km/h]	51.7	61.9	60.8	57.8	58.2	60.6	61.9	56.3					
Top Speed [km/h]	64.1	64.2	61.8	59.9	60.3	61.2	63.2	59.8					
Avg. Dist. to Rail [m]	1.1	0.3	0.5	1.1	0.4	1.2	0.9	0.8					
Avg. Stride Freq. [Hz]	2.3	1.8	1.9	1.8	2.2	2.3	2.4	2.3					
Avg. Stride Length [m]	6.3	9.6	9.0	9.1	7.4	7.3	7.3	6.9					



- [ ] Ranking at each section and finish
- .-.- No data available at this section
- NA No data available





Horse/Jockey Name	Wind Of Heaven
Final Rank	7
Fastest Section Time (Section)	0:11.67 (1400m)
Top Speed [km/h] (Section)	65.5 (Overall)
Race State	Finished

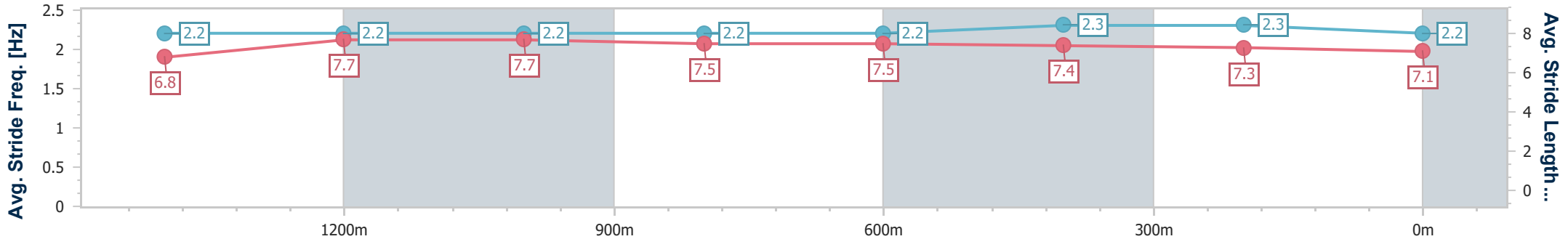
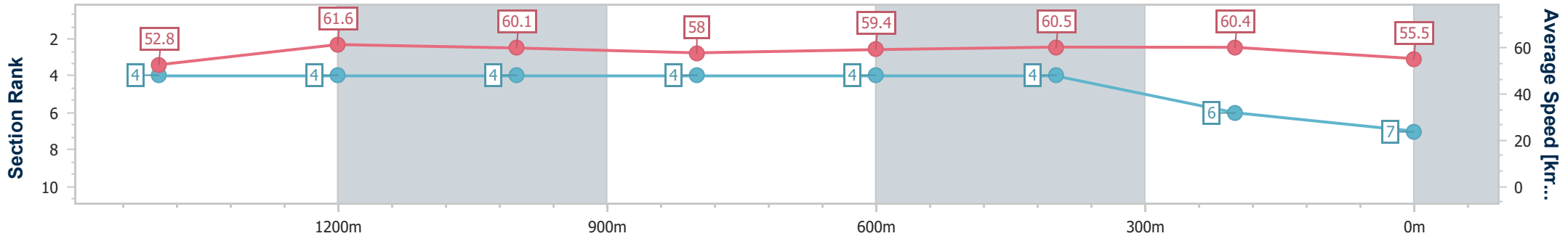


**Doomben QLD Professional**  
**Race 1: ROAD TO MAGIC MILLIONS ON SALE NOW Maiden**  
**Handicap - 1640m**  
**01 November 2023 - 13:18**  
**Track Rating: Good 4, Weather: Fine, Rail Position: +6m Entire**



**BRISBANE**  
 RACING CLUB

Section	Overall	1400m	1200m	1000m	800m	600m	400m	200m					
Section Times	1:41.42 [7] (0:16.41)	1:25.01 [4] (0:11.67)	1:13.34 [4] (0:12.01)	1:01.33 [4] (0:12.44)	0:48.89 [4] (0:12.17)	0:36.72 [4] (0:11.84)	0:24.88 [4] (0:11.88)	0:13.00 [6] (0:13.00)					
Average Speed [km/h]	52.8	61.6	60.1	58.0	59.4	60.5	60.4	55.5					
Top Speed [km/h]	65.5	63.7	60.7	59.5	61.2	61.2	61.8	58.7					
Avg. Dist. to Rail [m]	3.3	0.3	1.8	1.7	0.3	0.7	1.7	3.1					
Avg. Stride Freq. [Hz]	2.2	2.2	2.2	2.2	2.2	2.3	2.3	2.2					
Avg. Stride Length [m]	6.8	7.7	7.7	7.5	7.5	7.4	7.3	7.1					



- [ ] Ranking at each section and finish
- .-.- No data available at this section
- NA No data available