



**Doomben QLD Professional**  
**Race 2: LADBROKES RACING CLUB QTIS Three-Year-Old Maiden Plate - 1640m**  
**01 November 2023 - 13:53**



BRISBANE  
RACING CLUB

Track Rating: Good 4, Weather: Fine, Rail Position: +6m Entire

Section		Overall	1400m	1200m	1000m	800m	600m	400m	Last 600m				
Field Times		1:40.38 (0:16.05)	1:24.33 (0:11.10)	1:13.23 (0:11.89)	1:01.34 (0:12.36)	0:48.98 (0:12.78)	0:36.20 (0:12.13)	0:24.07 (0:11.94)	0:36.20				
Rank	TAB Horse/Jockey	Barrier	Top Speed [km/h]	Fastest Section	Distance Travelled [m]								
1	2 CONQUISTADORES Mark Du Plessis	4	66.3 Overall	0:11.33 1400m	1:40.38 [1] (0:16.44)	1:23.94 [5] (0:11.33)	1:12.61 [5] (0:11.90)	1:00.71 [6] (0:12.45)	0:48.26 [7] (0:12.76)	0:35.50 [7] (0:12.03)	0:23.47 [6] (0:11.51)	0:35.50	
2	3 DELARENTA Cejay Graham	3	67.7 Overall	0:11.10 1400m	1:40.57 [2] (0:16.05)	1:24.52 [1] (0:11.10)	1:13.42 [1] (0:12.00)	1:01.42 [2] (0:12.38)	0:49.04 [2] (0:12.71)	0:36.33 [2] (0:12.07)	0:24.26 [1] (0:11.94)	0:36.33	-2
3	7 BILPA MOREA Olivia Webb	6	65.6 Overall	0:11.34 1400m	1:40.74 [3] (0:16.78)	1:23.96 [8] (0:11.34)	1:12.62 [9] (0:11.80)	1:00.82 [8] (0:12.31)	0:48.51 [8] (0:12.81)	0:35.70 [8] (0:11.97)	0:23.73 [8] (0:11.69)	0:35.70	-6
4	8 IMPENDING ROSE Jake Bayliss	9	65.7 1400m	0:11.26 1400m	1:40.80 [4] (0:16.80)	1:24.00 [9] (0:11.26)	1:12.74 [7] (0:11.66)	1:01.08 [7] (0:12.25)	0:48.83 [5] (0:12.74)	0:36.09 [5] (0:11.99)	0:24.10 [4] (0:11.71)	0:36.09	-6
5	4 RASHFORD Samantha Collett	10	65.9 Overall	0:11.39 1400m	1:41.14 [5] (0:16.70)	1:24.44 [7] (0:11.39)	1:13.05 [8] (0:11.86)	1:01.19 [9] (0:12.40)	0:48.79 [9] (0:12.76)	0:36.03 [9] (0:12.05)	0:23.98 [9] (0:11.80)	0:36.03	-1
6	5 SHADOW CRUISER Robbie Dolan	7	66.1 Overall	0:11.45 1400m	1:41.51 [6] (0:16.48)	1:25.03 [6] (0:11.45)	1:13.58 [6] (0:11.69)	1:01.89 [5] (0:12.47)	0:49.42 [6] (0:12.67)	0:36.75 [6] (0:12.21)	0:24.54 [7] (0:11.95)	0:36.75	+3
7	9 JUST A HERO Angela Jones	5	67.1 Overall	0:11.36 1400m	1:41.69 [7] (0:16.17)	1:25.52 [3] (0:11.36)	1:14.16 [4] (0:11.93)	1:02.23 [4] (0:12.42)	0:49.81 [4] (0:12.70)	0:37.11 [4] (0:12.16)	0:24.95 [5] (0:12.20)	0:37.11	+2
8	6 BALLROOM BLITZ Ben Thompson	2	66.1 Overall	0:11.28 1400m	1:41.82 [8] (0:16.17)	1:25.65 [4] (0:11.28)	1:14.37 [3] (0:11.88)	1:02.49 [3] (0:12.39)	0:50.10 [3] (0:12.78)	0:37.32 [3] (0:12.17)	0:25.15 [3] (0:12.25)	0:37.32	-3
9	10 THREDBO Chelsea Jokic	1	67.1 Overall	0:11.12 1400m	1:42.80 [9] (0:16.07)	1:26.73 [2] (0:11.12)	1:15.61 [2] (0:11.85)	1:03.76 [1] (0:12.36)	0:51.40 [1] (0:12.78)	0:38.62 [1] (0:12.35)	0:26.27 [2] (0:12.47)	0:38.62	-7

Scratched: Aces Up (#1)

[ ] Ranking at each section and finish  
 -:-:- No data available at this section  
 NA No data available

SCN Saddle cloth number  
 DNF Did not finish  
 DNT Did not track



**Doomben QLD Professional**  
**Race 2: LADBROKES RACING CLUB QTIS Three-Year-Old Maiden Plate -**  
**1640m**

01 November 2023 - 13:53



BRISBANE  
RACING CLUB

Track Rating: Good 4, Weather: Fine, Rail Position: +6m Entire

Section				200m				Last 600m		
Field Times				0:12.13 (0:12.13)				0:36.20		
Rank	TAB	Horse/Jockey	Barrier	Top Speed [km/h]	Fastest Section	Margin			Distance Travelled [m]	
1	2	<b>CONQUISTADORES</b> Mark Du Plessis	4	66.3 Overall	0:11.33 1400m	0:11.96 [3] (0:11.96)	1:40.38		0:35.50	
2	3	<b>DELARENTA</b> Cejay Graham	3	67.7 Overall	0:11.10 1400m	0:12.32 [1] (0:12.32)	1.14L		0:36.33	-2
3	7	<b>BILPA MOREA</b> Olivia Webb	6	65.6 Overall	0:11.34 1400m	0:12.04 [4] (0:12.04)	2.12L		0:35.70	-6
4	8	<b>IMPENDING ROSE</b> Jake Bayliss	9	65.7 1400m	0:11.26 1400m	0:12.39 [2] (0:12.39)	2.5L		0:36.09	-6
5	4	<b>RASHFORD</b> Samantha Collett	10	65.9 Overall	0:11.39 1400m	0:12.18 [8] (0:12.18)	4.5L		0:36.03	-1
6	5	<b>SHADOW CRUISER</b> Robbie Dolan	7	66.1 Overall	0:11.45 1400m	0:12.59 [6] (0:12.59)	6.65L		0:36.75	+3
7	9	<b>JUST A HERO</b> Angela Jones	5	67.1 Overall	0:11.36 1400m	0:12.75 [7] (0:12.75)	7.71L		0:37.11	+2
8	6	<b>BALLROOM BLITZ</b> Ben Thompson	2	66.1 Overall	0:11.28 1400m	0:12.90 [5] (0:12.90)	8.46L		0:37.32	-3
9	10	<b>THREDBO</b> Chelsea Jokic	1	67.1 Overall	0:11.12 1400m	0:13.80 [9] (0:13.80)	14.24L		0:38.62	-7

Scratched: Aces Up (#1)

[ ] Ranking at each section and finish  
 -:-:- No data available at this section  
 NA No data available

SCN Saddle cloth number  
 DNF Did not finish  
 DNT Did not track



Horse/Jockey Name	Conquistadores
Final Rank	1
Fastest Section Time (Section)	0:11.33 (1400m)
Top Speed [km/h] (Section)	66.3 (Overall)
Race State	Finished

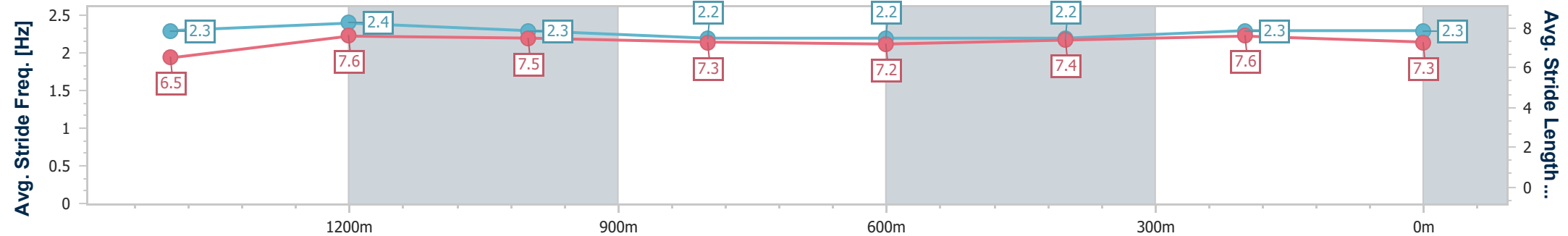
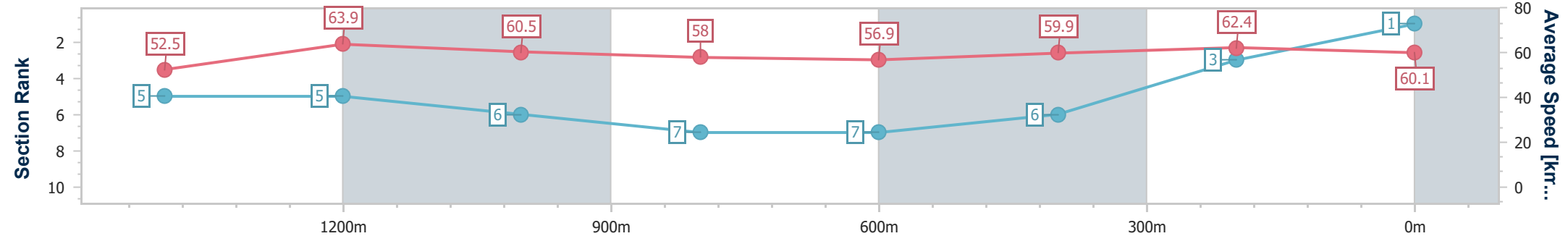


**Doomben QLD Professional**  
**Race 2: LADBROKES RACING CLUB QTIS Three-Year-Old**  
**Maiden Plate - 1640m**  
**01 November 2023 - 13:53**  
**Track Rating: Good 4, Weather: Fine, Rail Position: +6m Entire**



**BRISBANE**  
RACING CLUB

Section	Overall	1400m	1200m	1000m	800m	600m	400m	200m					
Section Times	1:40.38 [1] (0:16.44)	1:23.94 [5] (0:11.33)	1:12.61 [5] (0:11.90)	1:00.71 [6] (0:12.45)	0:48.26 [7] (0:12.76)	0:35.50 [7] (0:12.03)	0:23.47 [6] (0:11.51)	0:11.96 [3] (0:11.96)					
Average Speed [km/h]	52.5	63.9	60.5	58.0	56.9	59.9	62.4	60.1					
Top Speed [km/h]	66.3	66.0	62.8	60.0	59.2	60.9	63.7	62.7					
Avg. Dist. to Rail [m]	0.6	0.6	1.6	1.4	1.6	0.6	0.9	1.8					
Avg. Stride Freq. [Hz]	2.3	2.4	2.3	2.2	2.2	2.2	2.3	2.3					
Avg. Stride Length [m]	6.5	7.6	7.5	7.3	7.2	7.4	7.6	7.3					



- [ ] Ranking at each section and finish
- .-.- No data available at this section
- NA No data available



Horse/Jockey Name	Delarenta
Final Rank	2
Fastest Section Time (Section)	0:11.10 (1400m)
Top Speed [km/h] (Section)	67.7 (Overall)
Race State	Finished

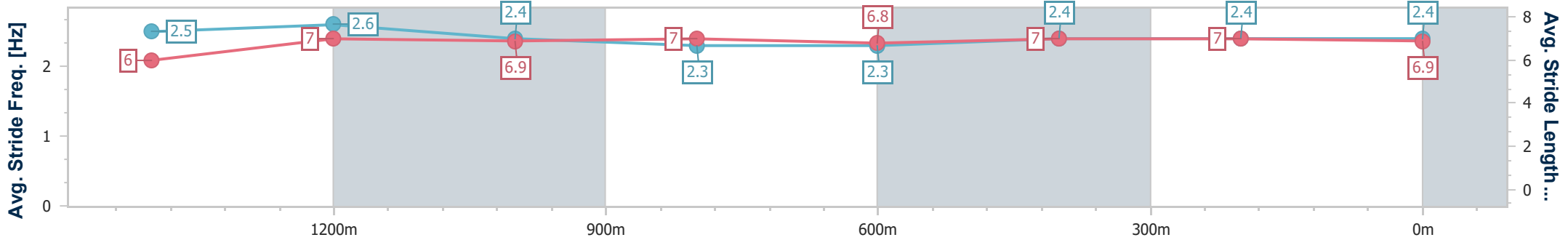
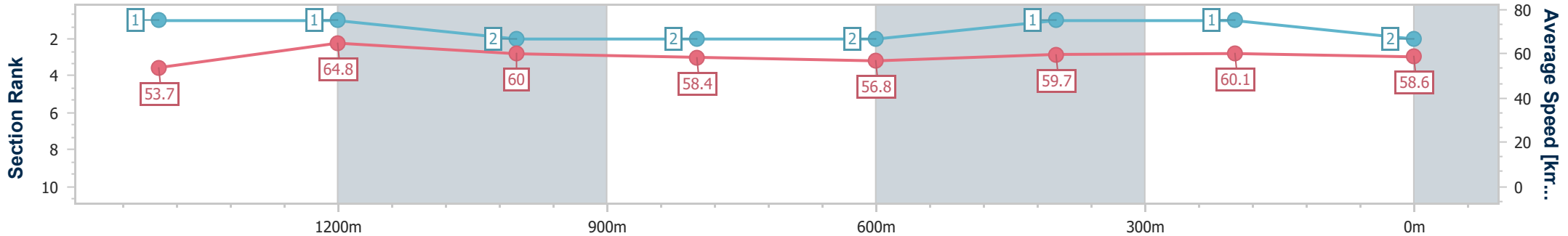


**Doomben QLD Professional**  
**Race 2: LADBROKES RACING CLUB QTIS Three-Year-Old**  
**Maiden Plate - 1640m**  
**01 November 2023 - 13:53**  
**Track Rating: Good 4, Weather: Fine, Rail Position: +6m Entire**



**BRISBANE**  
**RACING CLUB**

Section	Overall	1400m	1200m	1000m	800m	600m	400m	200m
Section Times	1:40.57 [2] (0:16.05)	1:24.52 [1] (0:11.10)	1:13.42 [1] (0:12.00)	1:01.42 [2] (0:12.38)	0:49.04 [2] (0:12.71)	0:36.33 [2] (0:12.07)	0:24.26 [1] (0:11.94)	0:12.32 [1] (0:12.32)
Average Speed [km/h]	53.7	64.8	60.0	58.4	56.8	59.7	60.1	58.6
Top Speed [km/h]	67.7	67.5	61.6	60.2	59.3	60.4	62.1	60.0
Avg. Dist. to Rail [m]	0.6	0.5	1.3	1.5	0.8	0.5	0.6	0.4
Avg. Stride Freq. [Hz]	2.5	2.6	2.4	2.3	2.3	2.4	2.4	2.4
Avg. Stride Length [m]	6.0	7.0	6.9	7.0	6.8	7.0	7.0	6.9



- [ ] Ranking at each section and finish
- .-.- No data available at this section
- NA No data available



Horse/Jockey Name	Bilpa Morea
Final Rank	3
Fastest Section Time (Section)	0:11.34 (1400m)
Top Speed [km/h] (Section)	65.6 (Overall)
Race State	Finished

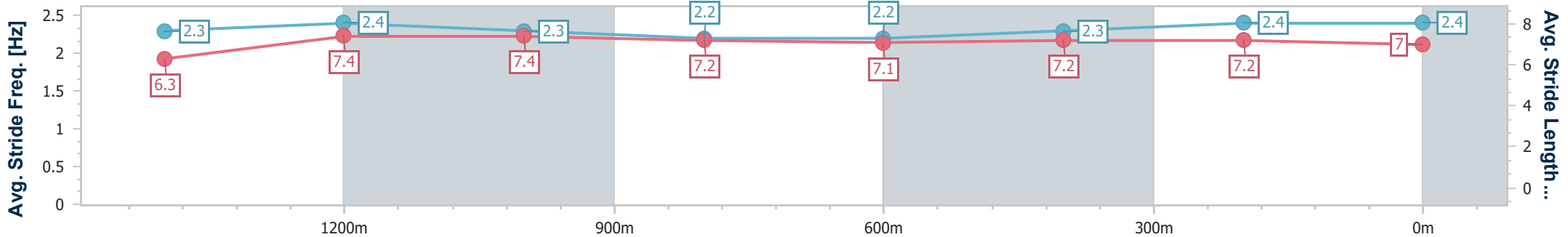
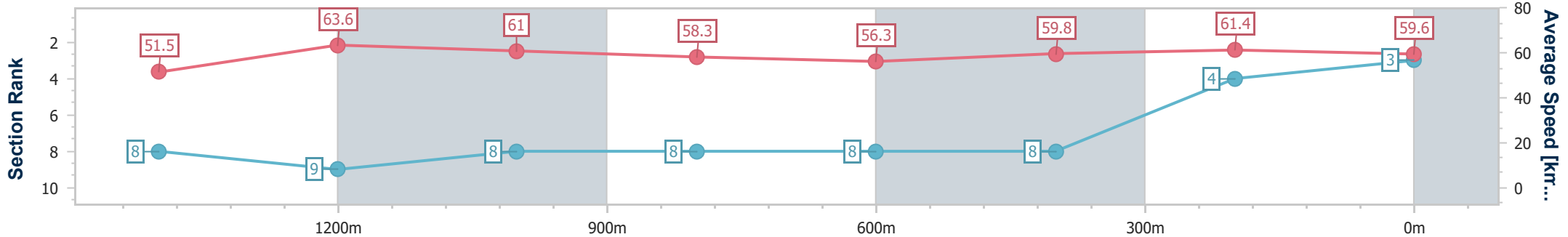


**Doomben QLD Professional**  
**Race 2: LADBROKES RACING CLUB QTIS Three-Year-Old**  
**Maiden Plate - 1640m**  
**01 November 2023 - 13:53**  
**Track Rating: Good 4, Weather: Fine, Rail Position: +6m Entire**



**BRISBANE**  
 RACING CLUB

Section	Overall	1400m	1200m	1000m	800m	600m	400m	200m					
Section Times	1:40.74 [3] (0:16.78)	1:23.96 [8] (0:11.34)	1:12.62 [9] (0:11.80)	1:00.82 [8] (0:12.31)	0:48.51 [8] (0:12.81)	0:35.70 [8] (0:11.97)	0:23.73 [8] (0:11.69)	0:12.04 [4] (0:12.04)					
Average Speed [km/h]	51.5	63.6	61.0	58.3	56.3	59.8	61.4	59.6					
Top Speed [km/h]	65.6	65.5	62.6	60.2	58.2	60.5	62.6	60.9					
Avg. Dist. to Rail [m]	1.6	0.1	0.4	0.4	0.2	1.1	2.0	2.8					
Avg. Stride Freq. [Hz]	2.3	2.4	2.3	2.2	2.2	2.3	2.4	2.4					
Avg. Stride Length [m]	6.3	7.4	7.4	7.2	7.1	7.2	7.2	7.0					



- [ ] Ranking at each section and finish
- .-.- No data available at this section
- NA No data available



Horse/Jockey Name	Impending Rose
Final Rank	4
Fastest Section Time (Section)	0:11.26 (1400m)
Top Speed [km/h] (Section)	65.7 (1400m)
Race State	Finished

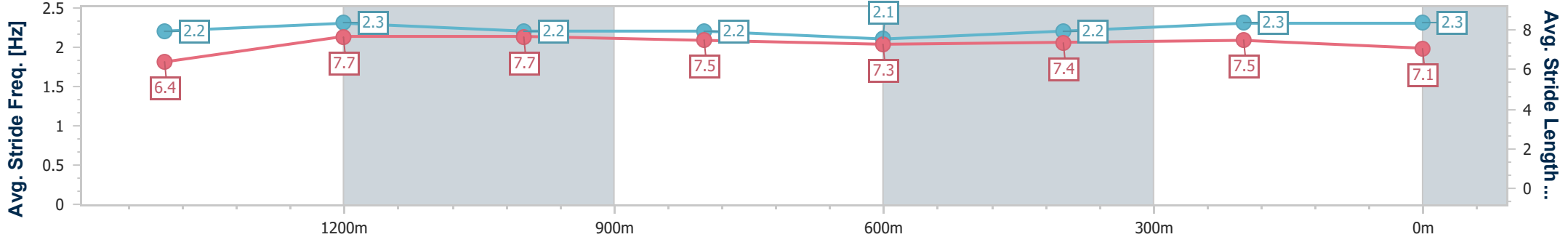
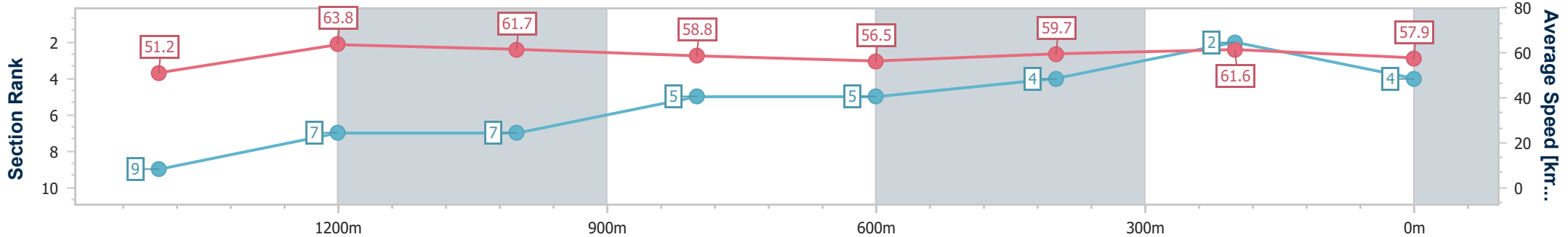


**Doomben QLD Professional**  
**Race 2: LADBROKES RACING CLUB QTIS Three-Year-Old**  
**Maiden Plate - 1640m**  
**01 November 2023 - 13:53**  
**Track Rating: Good 4, Weather: Fine, Rail Position: +6m Entire**



**BRISBANE**  
**RACING CLUB**

Section	Overall	1400m	1200m	1000m	800m	600m	400m	200m
Section Times	1:40.80 [4] (0:16.80)	1:24.00 [9] (0:11.26)	1:12.74 [7] (0:11.66)	1:01.08 [7] (0:12.25)	0:48.83 [5] (0:12.74)	0:36.09 [5] (0:11.99)	0:24.10 [4] (0:11.71)	0:12.39 [2] (0:12.39)
Average Speed [km/h]	51.2	63.8	61.7	58.8	56.5	59.7	61.6	57.9
Top Speed [km/h]	65.2	65.7	63.1	60.1	58.5	61.3	62.5	60.3
Avg. Dist. to Rail [m]	2.7	1.0	0.6	0.4	0.2	0.6	0.4	0.6
Avg. Stride Freq. [Hz]	2.2	2.3	2.2	2.2	2.1	2.2	2.3	2.3
Avg. Stride Length [m]	6.4	7.7	7.7	7.5	7.3	7.4	7.5	7.1



- [ ] Ranking at each section and finish
- .-.- No data available at this section
- NA No data available



Horse/Jockey Name	Rashford
Final Rank	5
Fastest Section Time (Section)	0:11.39 (1400m)
Top Speed [km/h] (Section)	65.9 (Overall)
Race State	Finished

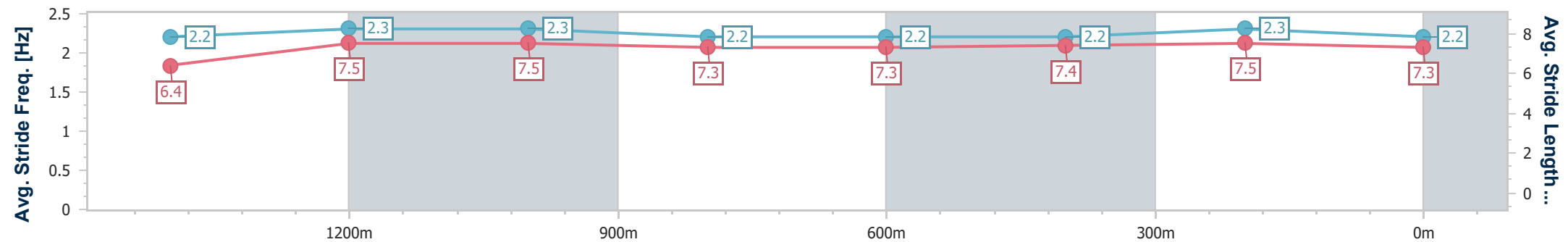
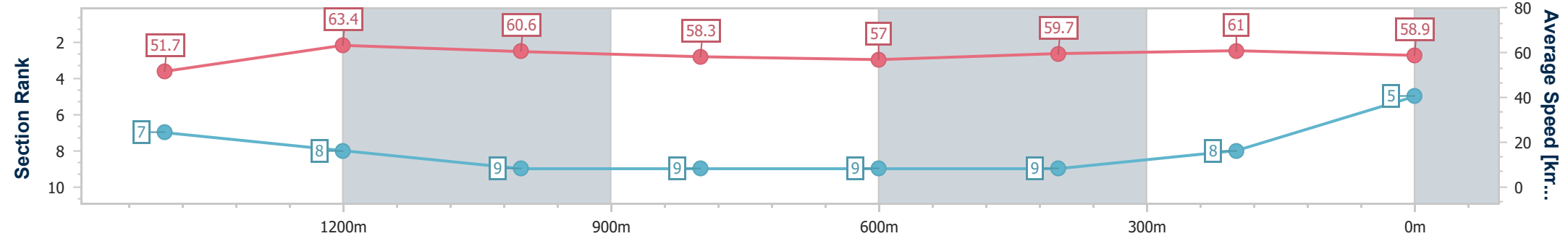


**Doomben QLD Professional**  
**Race 2: LADBROKES RACING CLUB QTIS Three-Year-Old**  
**Maiden Plate - 1640m**  
**01 November 2023 - 13:53**  
**Track Rating: Good 4, Weather: Fine, Rail Position: +6m Entire**



**BRISBANE**  
**RACING CLUB**

Section	Overall	1400m	1200m	1000m	800m	600m	400m	200m
Section Times	1:41.14 [5] (0:16.70)	1:24.44 [7] (0:11.39)	1:13.05 [8] (0:11.86)	1:01.19 [9] (0:12.40)	0:48.79 [9] (0:12.76)	0:36.03 [9] (0:12.05)	0:23.98 [9] (0:11.80)	0:12.18 [8] (0:12.18)
Average Speed [km/h]	51.7	63.4	60.6	58.3	57.0	59.7	61.0	58.9
Top Speed [km/h]	65.9	64.4	62.5	60.2	58.3	60.5	63.3	61.2
Avg. Dist. to Rail [m]	3.4	0.4	1.0	1.8	1.3	0.4	0.9	1.7
Avg. Stride Freq. [Hz]	2.2	2.3	2.3	2.2	2.2	2.2	2.3	2.2
Avg. Stride Length [m]	6.4	7.5	7.5	7.3	7.3	7.4	7.5	7.3



- [ ] Ranking at each section and finish
- .-.- No data available at this section
- NA No data available



Horse/Jockey Name	Shadow Cruiser
Final Rank	6
Fastest Section Time (Section)	0:11.45 (1400m)
Top Speed [km/h] (Section)	66.1 (Overall)
Race State	Finished

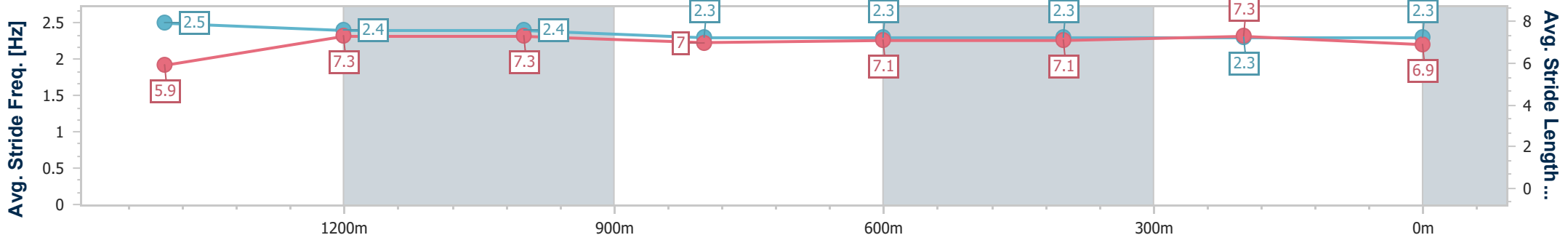
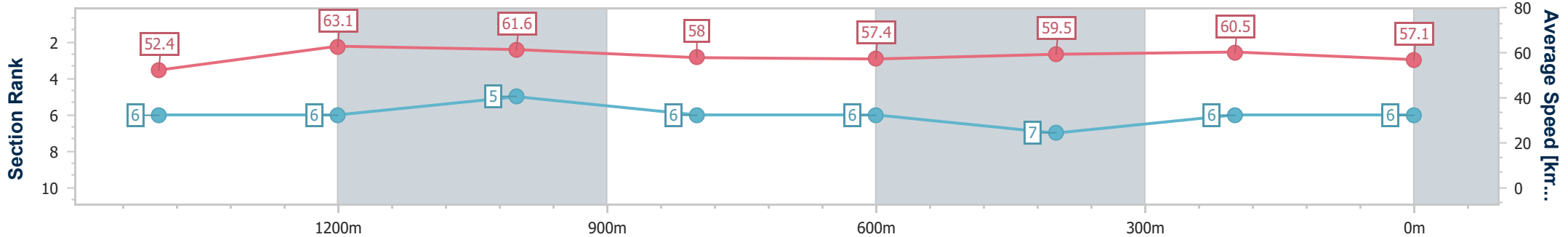


**Doomben QLD Professional**  
**Race 2: LADBROKES RACING CLUB QTIS Three-Year-Old**  
**Maiden Plate - 1640m**  
**01 November 2023 - 13:53**  
**Track Rating: Good 4, Weather: Fine, Rail Position: +6m Entire**



**BRISBANE**  
**RACING CLUB**

Section	Overall	1400m	1200m	1000m	800m	600m	400m	200m					
Section Times	1:41.51 [6] (0:16.48)	1:25.03 [6] (0:11.45)	1:13.58 [6] (0:11.69)	1:01.89 [5] (0:12.47)	0:49.42 [6] (0:12.67)	0:36.75 [6] (0:12.21)	0:24.54 [7] (0:11.95)	0:12.59 [6] (0:12.59)					
Average Speed [km/h]	52.4	63.1	61.6	58.0	57.4	59.5	60.5	57.1					
Top Speed [km/h]	66.1	64.3	63.8	60.0	58.7	60.0	61.0	60.0					
Avg. Dist. to Rail [m]	2.8	0.5	1.9	2.3	1.7	1.6	3.2	4.6					
Avg. Stride Freq. [Hz]	2.5	2.4	2.4	2.3	2.3	2.3	2.3	2.3					
Avg. Stride Length [m]	5.9	7.3	7.3	7.0	7.1	7.1	7.3	6.9					



- [ ] Ranking at each section and finish
- .-.- No data available at this section
- NA No data available





Horse/Jockey Name	Just A Hero
Final Rank	7
Fastest Section Time (Section)	0:11.36 (1400m)
Top Speed [km/h] (Section)	67.1 (Overall)
Race State	Finished

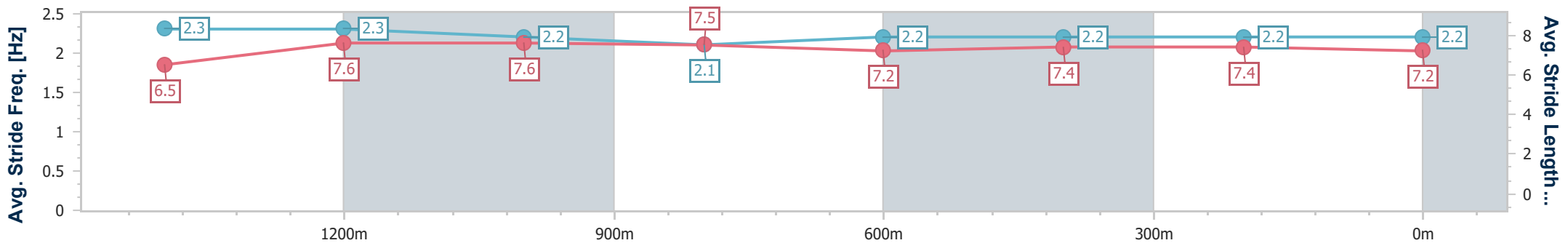
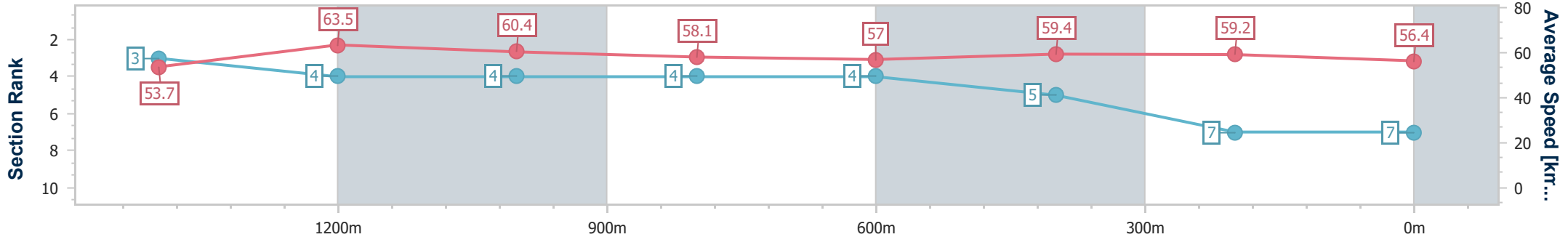


**Doomben QLD Professional**  
**Race 2: LADBROKES RACING CLUB QTIS Three-Year-Old**  
**Maiden Plate - 1640m**  
**01 November 2023 - 13:53**  
**Track Rating: Good 4, Weather: Fine, Rail Position: +6m Entire**



**BRISBANE**  
**RACING CLUB**

Section	Overall	1400m	1200m	1000m	800m	600m	400m	200m						
Section Times	1:41.69 [7] (0:16.17)	1:25.52 [3] (0:11.36)	1:14.16 [4] (0:11.93)	1:02.23 [4] (0:12.42)	0:49.81 [4] (0:12.70)	0:37.11 [4] (0:12.16)	0:24.95 [5] (0:12.20)	0:12.75 [7] (0:12.75)						
Average Speed [km/h]	53.7	63.5	60.4	58.1	57.0	59.4	59.2	56.4						
Top Speed [km/h]	67.1	66.0	62.6	59.8	59.5	59.9	60.0	58.2						
Avg. Dist. to Rail [m]	2.1	0.6	1.5	1.9	1.0	0.7	2.1	3.2						
Avg. Stride Freq. [Hz]	2.3	2.3	2.2	2.1	2.2	2.2	2.2	2.2						
Avg. Stride Length [m]	6.5	7.6	7.6	7.5	7.2	7.4	7.4	7.2						



- [ ] Ranking at each section and finish
- .-.- No data available at this section
- NA No data available



Horse/Jockey Name	Ballroom Blitz
Final Rank	8
Fastest Section Time (Section)	0:11.28 (1400m)
Top Speed [km/h] (Section)	66.1 (Overall)
Race State	Finished

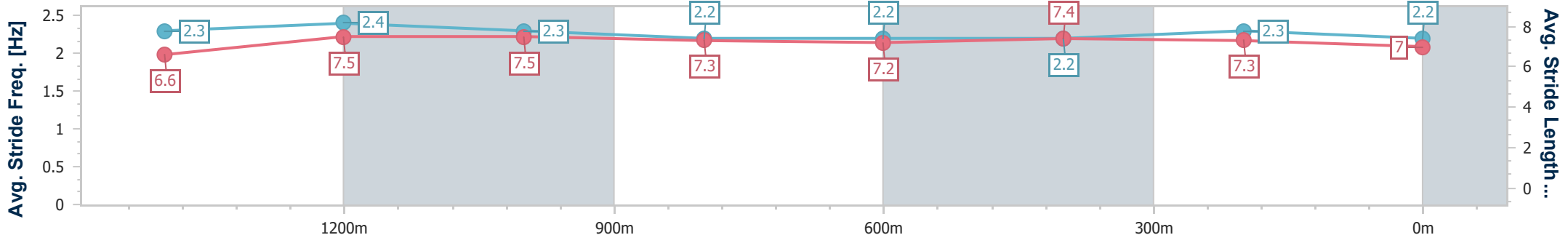
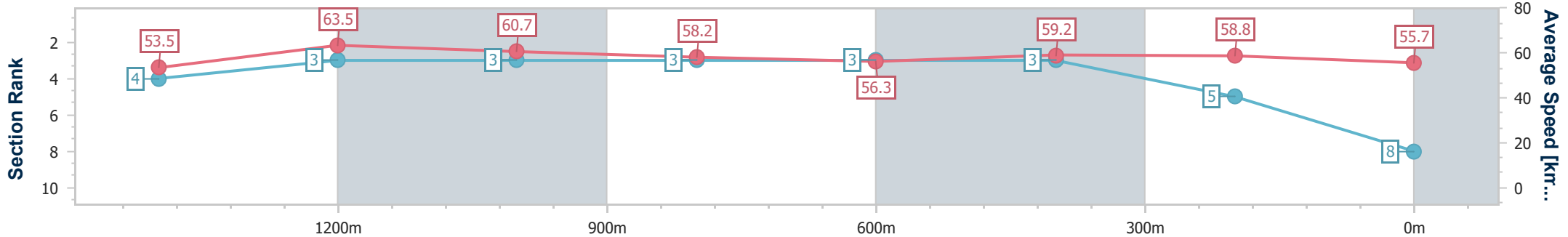


Doomben QLD Professional  
 Race 2: LADBROKES RACING CLUB QTIS Three-Year-Old  
 Maiden Plate - 1640m  
 01 November 2023 - 13:53  
 Track Rating: Good 4, Weather: Fine, Rail Position: +6m Entire



BRISBANE  
 RACING CLUB

Section	Overall	1400m	1200m	1000m	800m	600m	400m	200m
Section Times	1:41.82 [8] (0:16.17)	1:25.65 [4] (0:11.28)	1:14.37 [3] (0:11.88)	1:02.49 [3] (0:12.39)	0:50.10 [3] (0:12.78)	0:37.32 [3] (0:12.17)	0:25.15 [3] (0:12.25)	0:12.90 [5] (0:12.90)
Average Speed [km/h]	53.5	63.5	60.7	58.2	56.3	59.2	58.8	55.7
Top Speed [km/h]	66.1	65.7	63.2	59.7	58.6	59.6	59.5	58.1
Avg. Dist. to Rail [m]	0.4	0.5	0.2	0.7	0.2	0.3	1.0	1.7
Avg. Stride Freq. [Hz]	2.3	2.4	2.3	2.2	2.2	2.2	2.3	2.2
Avg. Stride Length [m]	6.6	7.5	7.5	7.3	7.2	7.4	7.3	7.0



- [ ] Ranking at each section and finish
- .-.- No data available at this section
- NA No data available



Horse/Jockey Name	Thredbo
Final Rank	9
Fastest Section Time (Section)	0:11.12 (1400m)
Top Speed [km/h] (Section)	67.1 (Overall)
Race State	Finished

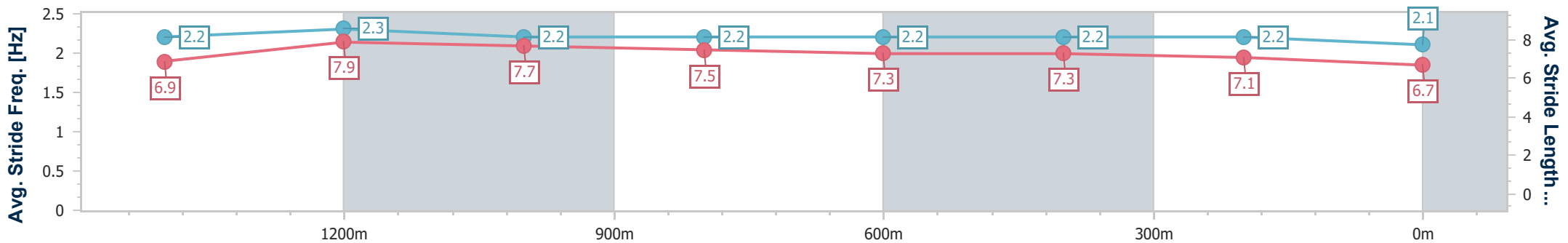
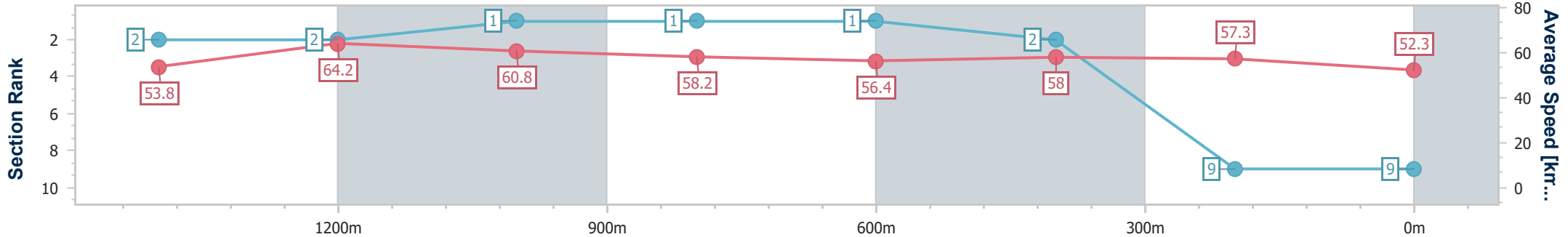


**Doomben QLD Professional**  
**Race 2: LADBROKES RACING CLUB QTIS Three-Year-Old**  
**Maiden Plate - 1640m**  
**01 November 2023 - 13:53**  
**Track Rating: Good 4, Weather: Fine, Rail Position: +6m Entire**



**BRISBANE**  
**RACING CLUB**

Section	Overall	1400m	1200m	1000m	800m	600m	400m	200m
Section Times	1:42.80 [9] (0:16.07)	1:26.73 [2] (0:11.12)	1:15.61 [2] (0:11.85)	1:03.76 [1] (0:12.36)	0:51.40 [1] (0:12.78)	0:38.62 [1] (0:12.35)	0:26.27 [2] (0:12.47)	0:13.80 [9] (0:13.80)
Average Speed [km/h]	53.8	64.2	60.8	58.2	56.4	58.0	57.3	52.3
Top Speed [km/h]	67.1	66.3	61.6	60.6	58.8	59.0	58.9	56.0
Avg. Dist. to Rail [m]	1.4	0.8	0.2	0.2	0.1	1.0	2.7	1.5
Avg. Stride Freq. [Hz]	2.2	2.3	2.2	2.2	2.2	2.2	2.2	2.1
Avg. Stride Length [m]	6.9	7.9	7.7	7.5	7.3	7.3	7.1	6.7



- [ ] Ranking at each section and finish
- .-.- No data available at this section
- NA No data available