



Doomben QLD Professional

Race 4: PEACHESTER LODGE Class 2 Plate - 1350m

01 November 2023 - 15:10



BRISBANE
RACING CLUB

Track Rating: Good 4, Weather: Fine, Rail Position: +6m Entire

Section												Last 600m	
Field Times												0:34.97	
	Overall	1200m	1000m	800m	600m	400m							
	1:18.65 (0:11.05)	1:07.60 (0:10.66)	0:56.94 (0:10.68)	0:46.26 (0:11.29)	0:34.97 (0:11.64)	0:23.33 (0:11.51)							
Rank	TAB	Horse/Jockey	Barrier	Top Speed [km/h]	Fastest Section							Distance Travelled [m]	
1	2	CACOFONIX Jim Byrne	3	68.0 1000m	0:10.89 1000m	1:18.65 [1] (0:11.19)	1:07.46 [2] (0:11.11)	0:56.35 [5] (0:10.89)	0:45.46 [5] (0:11.12)	0:34.34 [5] (0:11.52)	0:22.82 [5] (0:11.20)	0:34.34	
2	6	FLAG HALL Kyle Wilson-Taylor	9	68.7 1200m	0:10.66 1200m	1:19.35 [2] (0:11.05)	1:08.30 [1] (0:10.66)	0:57.64 [1] (0:10.68)	0:46.96 [1] (0:11.29)	0:35.67 [1] (0:11.64)	0:24.03 [1] (0:11.51)	0:35.67	-5
3	4	HANG FIVE Justin Huxtable	2	67.4 1000m	0:10.86 1000m	1:19.38 [3] (0:11.21)	1:08.17 [3] (0:10.94)	0:57.23 [4] (0:10.86)	0:46.37 [4] (0:11.10)	0:35.27 [3] (0:11.58)	0:23.69 [3] (0:11.49)	0:35.27	+0
4	8	I AM TAKINGTHELOT James Orman	1	68.0 1200m	0:10.83 1200m	1:19.48 [4] (0:11.29)	1:08.19 [5] (0:10.83)	0:57.36 [3] (0:10.87)	0:46.49 [3] (0:11.21)	0:35.28 [4] (0:11.52)	0:23.76 [4] (0:11.43)	0:35.28	-4
5	3	DAYTONA Ryan Maloney	5	69.1 1000m	0:10.66 1000m	1:19.74 [5] (0:11.27)	1:08.47 [4] (0:10.70)	0:57.77 [2] (0:10.66)	0:47.11 [2] (0:11.27)	0:35.84 [2] (0:11.55)	0:24.29 [2] (0:11.60)	0:35.84	-2
6	12	JESTER STATEMENT Karl Zechner	11	68.8 1000m	0:10.80 1200m	1:21.86 [6] (0:11.64)	1:10.22 [6] (0:10.80)	0:59.42 [6] (0:11.02)	0:48.40 [6] (0:11.25)	0:37.15 [6] (0:11.69)	0:25.46 [6] (0:12.13)	0:37.15	-2

Scratched: Northern Pride (#5), Noble Beauty (#10), Tojaki (#11), Brave Maso (#7), Miss Tambo (#9), Bullion Boy (#1)

[] Ranking at each section and finish
 -:-:- No data available at this section
 NA No data available

SCN Saddle cloth number
 DNF Did not finish
 DNT Did not track



Doomben QLD Professional

Race 4: PEACHESTER LODGE Class 2 Plate - 1350m

01 November 2023 - 15:10



BRISBANE
RACING CLUB

Track Rating: Good 4, Weather: Fine, Rail Position: +6m Entire

Section				200m				Last 600m	
Field Times				0:11.82 (0:11.82)				0:34.97	
Rank	TAB	Horse/Jockey	Barrier	Top Speed [km/h]	Fastest Section	Margin			Distance Travelled [m]
1	2	CACOFONIX Jim Byrne	3	68.0 1000m	0:10.89 1000m	0:11.62 [2] (0:11.62)	1:18.65		0:34.34
2	6	FLAG HALL Kyle Wilson-Taylor	9	68.7 1200m	0:10.66 1200m	0:12.52 [1] (0:12.52)	4.09L		0:35.67 -5
3	4	HANG FIVE Justin Huxtable	2	67.4 1000m	0:10.86 1000m	0:12.20 [5] (0:12.20)	4.26L		0:35.27 +0
4	8	I AM TAKINGTHELOT James Orman	1	68.0 1200m	0:10.83 1200m	0:12.33 [4] (0:12.33)	4.89L		0:35.28 -4
5	3	DAYTONA Ryan Maloney	5	69.1 1000m	0:10.66 1000m	0:12.69 [3] (0:12.69)	6.43L		0:35.84 -2
6	12	JESTER STATEMENT Karl Zechner	11	68.8 1000m	0:10.80 1200m	0:13.33 [6] (0:13.33)	18.9L		0:37.15 -2

Scratched: Northern Pride (#5), Noble Beauty (#10), Tojaki (#11), Brave Maso (#7), Miss Tambo (#9), Bullion Boy (#1)



Horse/Jockey Name	Cacophonix
Final Rank	1
Fastest Section Time (Section)	0:10.89 (1000m)
Top Speed [km/h] (Section)	68.0 (1000m)
Race State	Finished

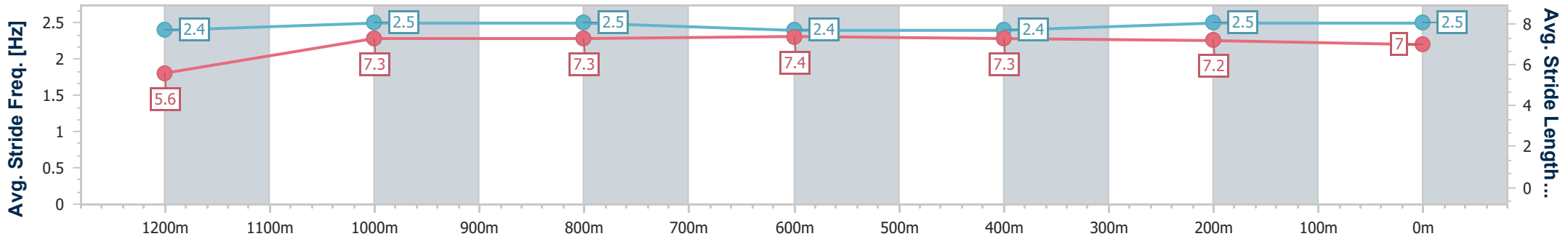
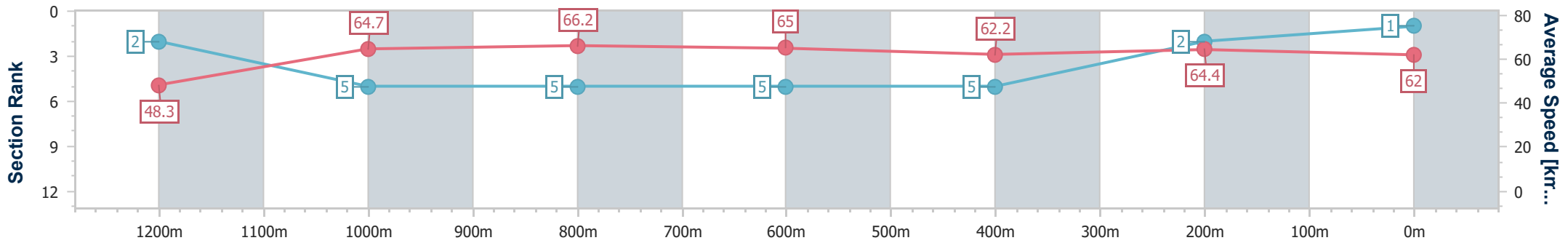


Doomben QLD Professional
Race 4: PEACHESTER LODGE Class 2 Plate - 1350m
 01 November 2023 - 15:10
 Track Rating: Good 4, Weather: Fine, Rail Position: +6m Entire



BRISBANE
RACING CLUB

Section	Overall	1200m	1000m	800m	600m	400m	200m
Section Times	1:18.65 [1] (0:11.19)	1:07.46 [2] (0:11.11)	0:56.35 [5] (0:10.89)	0:45.46 [5] (0:11.12)	0:34.34 [5] (0:11.52)	0:22.82 [5] (0:11.20)	0:11.62 [2] (0:11.62)
Average Speed [km/h]	48.3	64.7	66.2	65.0	62.2	64.4	62.0
Top Speed [km/h]	67.0	66.5	68.0	66.0	64.1	65.5	63.9
Avg. Dist. to Rail [m]	3.6	2.4	1.6	0.4	0.6	1.0	1.1
Avg. Stride Freq. [Hz]	2.4	2.5	2.5	2.4	2.4	2.5	2.5
Avg. Stride Length [m]	5.6	7.3	7.3	7.4	7.3	7.2	7.0



- [] Ranking at each section and finish
- .-.- No data available at this section
- NA No data available



Horse/Jockey Name	Flag Hall
Final Rank	2
Fastest Section Time (Section)	0:10.66 (1200m)
Top Speed [km/h] (Section)	68.7 (1200m)
Race State	Finished



Doomben QLD Professional

Race 4: PEACHESTER LODGE Class 2 Plate - 1350m

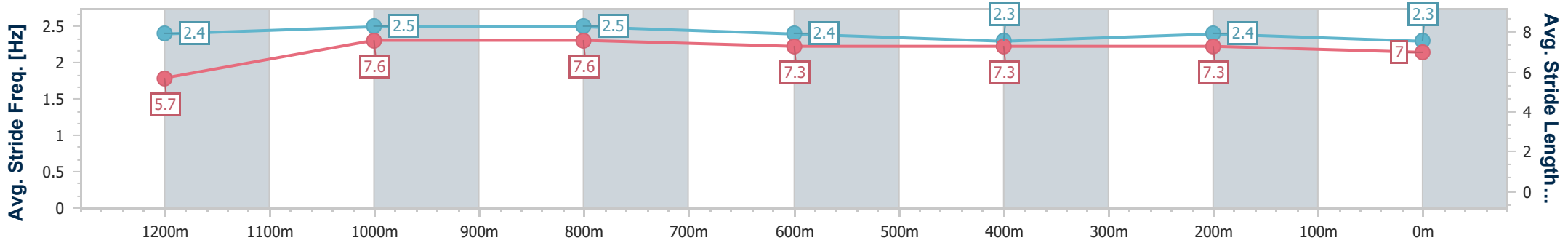
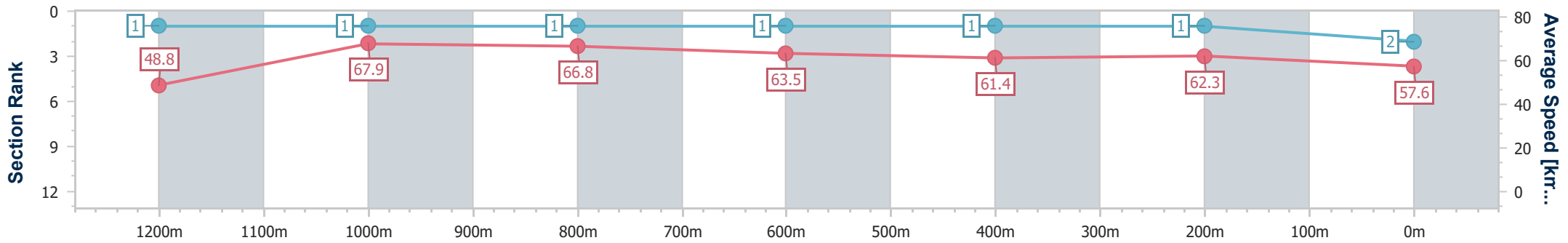
01 November 2023 - 15:10

Track Rating: Good 4, Weather: Fine, Rail Position: +6m Entire



BRISBANE RACING CLUB

Section	Overall	1200m	1000m	800m	600m	400m	200m
Section Times	1:19.35 [2] (0:11.05)	1:08.30 [1] (0:10.66)	0:57.64 [1] (0:10.68)	0:46.96 [1] (0:11.29)	0:35.67 [1] (0:11.64)	0:24.03 [1] (0:11.51)	0:12.52 [1] (0:12.52)
Average Speed [km/h]	48.8	67.9	66.8	63.5	61.4	62.3	57.6
Top Speed [km/h]	66.3	68.7	68.1	65.5	63.3	63.9	60.0
Avg. Dist. to Rail [m]	5.4	1.8	1.7	1.1	1.3	1.9	2.4
Avg. Stride Freq. [Hz]	2.4	2.5	2.5	2.4	2.3	2.4	2.3
Avg. Stride Length [m]	5.7	7.6	7.6	7.3	7.3	7.3	7.0



- [] Ranking at each section and finish
- .-.- No data available at this section
- NA No data available



Horse/Jockey Name	Hang Five
Final Rank	3
Fastest Section Time (Section)	0:10.86 (1000m)
Top Speed [km/h] (Section)	67.4 (1000m)
Race State	Finished



Doomben QLD Professional

Race 4: PEACHESTER LODGE Class 2 Plate - 1350m

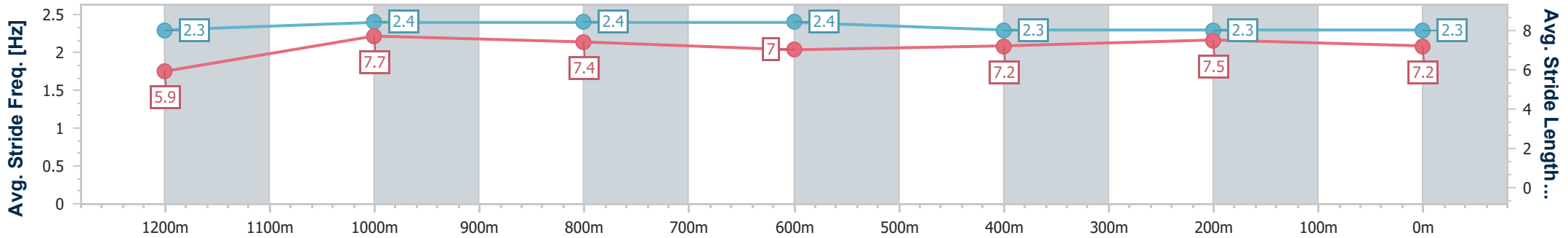
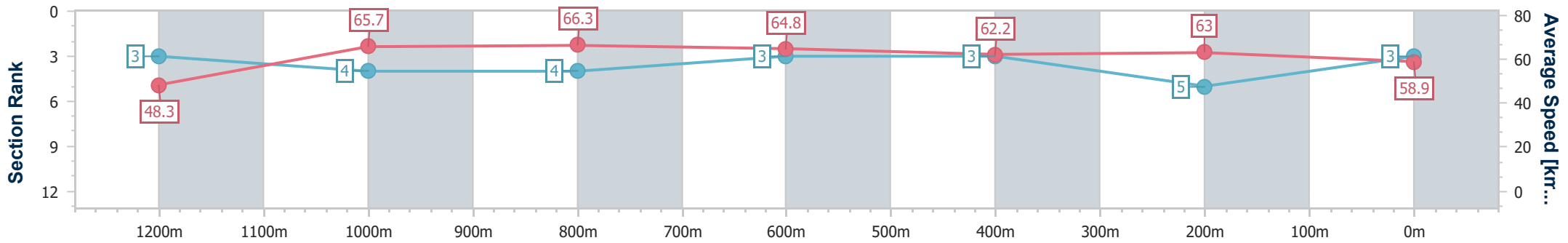
01 November 2023 - 15:10

Track Rating: Good 4, Weather: Fine, Rail Position: +6m Entire



BRISBANE RACING CLUB

Section	Overall	1200m	1000m	800m	600m	400m	200m
Section Times	1:19.38 [3] (0:11.21)	1:08.17 [3] (0:10.94)	0:57.23 [4] (0:10.86)	0:46.37 [4] (0:11.10)	0:35.27 [3] (0:11.58)	0:23.69 [3] (0:11.49)	0:12.20 [5] (0:12.20)
Average Speed [km/h]	48.3	65.7	66.3	64.8	62.2	63.0	58.9
Top Speed [km/h]	63.8	67.3	67.4	65.6	63.6	64.0	61.4
Avg. Dist. to Rail [m]	2.4	1.2	0.4	0.5	0.4	1.6	1.7
Avg. Stride Freq. [Hz]	2.3	2.4	2.4	2.4	2.3	2.3	2.3
Avg. Stride Length [m]	5.9	7.7	7.4	7.0	7.2	7.5	7.2



- [] Ranking at each section and finish
- .-.- No data available at this section
- NA No data available



Horse/Jockey Name	I Am Takingthelot
Final Rank	4
Fastest Section Time (Section)	0:10.83 (1200m)
Top Speed [km/h] (Section)	68.0 (1200m)
Race State	Finished



Doomben QLD Professional

Race 4: PEACHESTER LODGE Class 2 Plate - 1350m

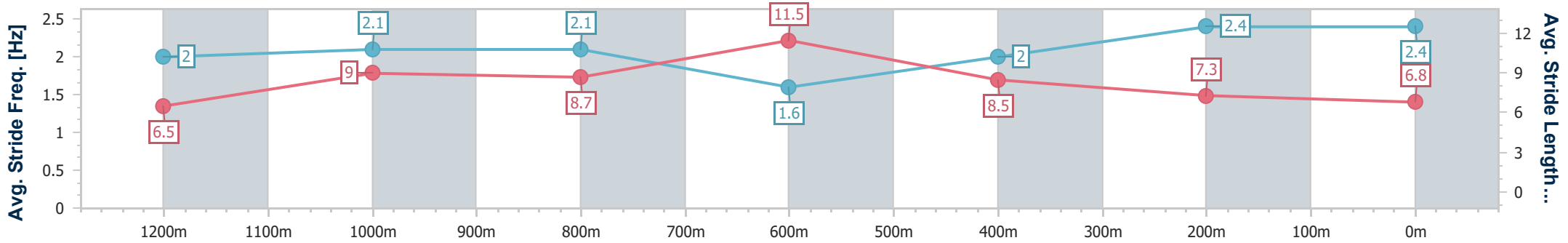
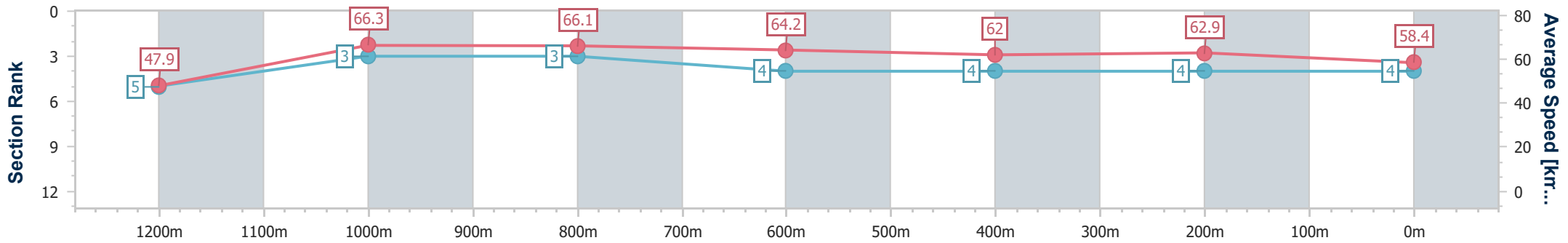
01 November 2023 - 15:10

Track Rating: Good 4, Weather: Fine, Rail Position: +6m Entire



BRISBANE RACING CLUB

Section	Overall	1200m	1000m	800m	600m	400m	200m
Section Times	1:19.48 [4] (0:11.29)	1:08.19 [5] (0:10.83)	0:57.36 [3] (0:10.87)	0:46.49 [3] (0:11.21)	0:35.28 [4] (0:11.52)	0:23.76 [4] (0:11.43)	0:12.33 [4] (0:12.33)
Average Speed [km/h]	47.9	66.3	66.1	64.2	62.0	62.9	58.4
Top Speed [km/h]	65.2	68.0	67.9	65.8	62.6	63.9	61.4
Avg. Dist. to Rail [m]	1.0	0.3	0.3	0.5	1.3	1.8	1.3
Avg. Stride Freq. [Hz]	2.0	2.1	2.1	1.6	2.0	2.4	2.4
Avg. Stride Length [m]	6.5	9.0	8.7	11.5	8.5	7.3	6.8



- [] Ranking at each section and finish
- .-.- No data available at this section
- NA No data available



Horse/Jockey Name	Daytona
Final Rank	5
Fastest Section Time (Section)	0:10.66 (1000m)
Top Speed [km/h] (Section)	69.1 (1000m)
Race State	Finished



Doomben QLD Professional

Race 4: PEACHESTER LODGE Class 2 Plate - 1350m

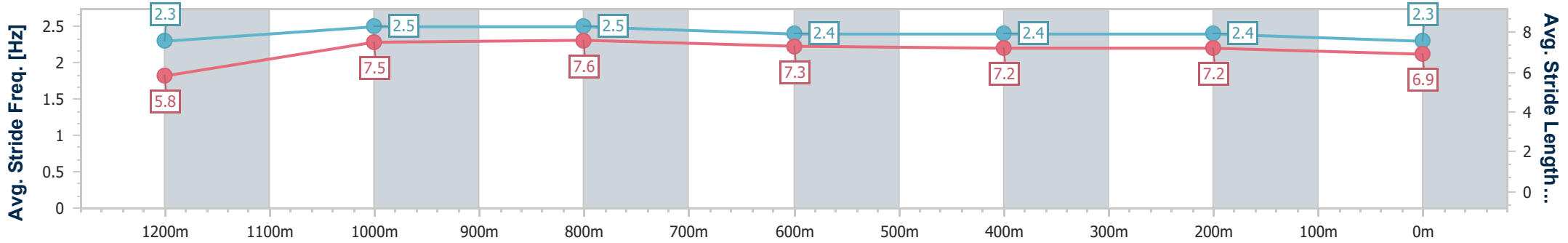
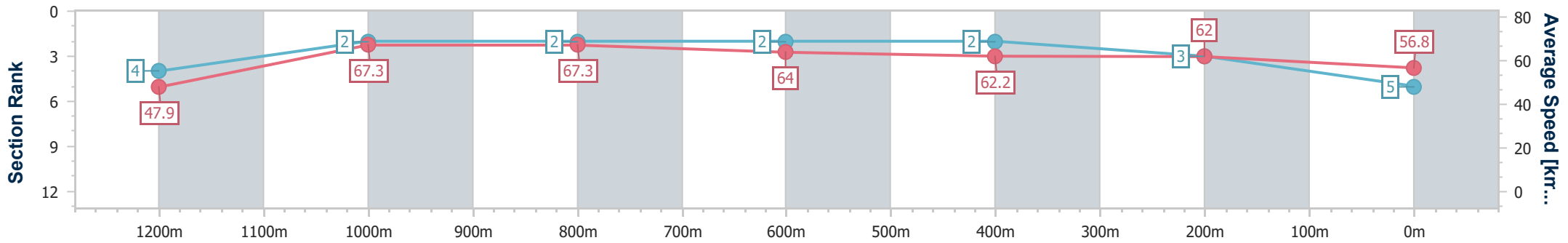
01 November 2023 - 15:10

Track Rating: Good 4, Weather: Fine, Rail Position: +6m Entire



BRISBANE RACING CLUB

Section	Overall	1200m	1000m	800m	600m	400m	200m
Section Times	1:19.74 [5] (0:11.27)	1:08.47 [4] (0:10.70)	0:57.77 [2] (0:10.66)	0:47.11 [2] (0:11.27)	0:35.84 [2] (0:11.55)	0:24.29 [2] (0:11.60)	0:12.69 [3] (0:12.69)
Average Speed [km/h]	47.9	67.3	67.3	64.0	62.2	62.0	56.8
Top Speed [km/h]	64.8	69.1	69.1	65.4	63.8	63.1	60.3
Avg. Dist. to Rail [m]	4.1	3.2	0.5	0.3	0.3	0.7	1.1
Avg. Stride Freq. [Hz]	2.3	2.5	2.5	2.4	2.4	2.4	2.3
Avg. Stride Length [m]	5.8	7.5	7.6	7.3	7.2	7.2	6.9



- [] Ranking at each section and finish
- .-.- No data available at this section
- NA No data available



Horse/Jockey Name	Jester Statement
Final Rank	6
Fastest Section Time (Section)	0:10.80 (1200m)
Top Speed [km/h] (Section)	68.8 (1000m)
Race State	Finished



Doomben QLD Professional

Race 4: PEACHESTER LODGE Class 2 Plate - 1350m

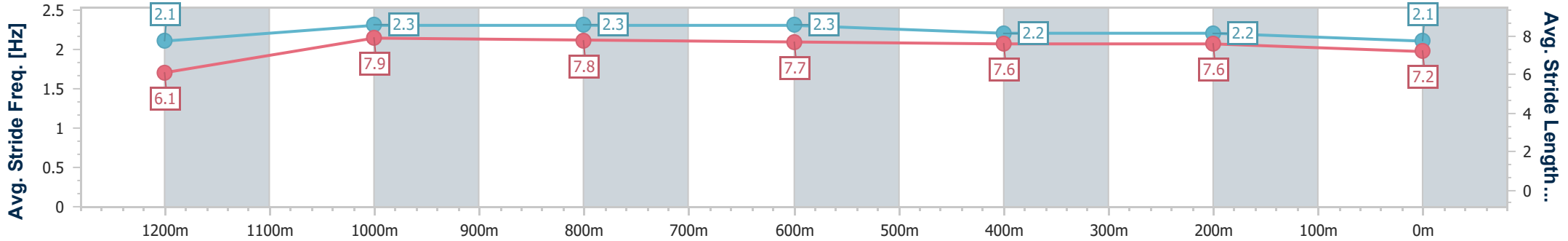
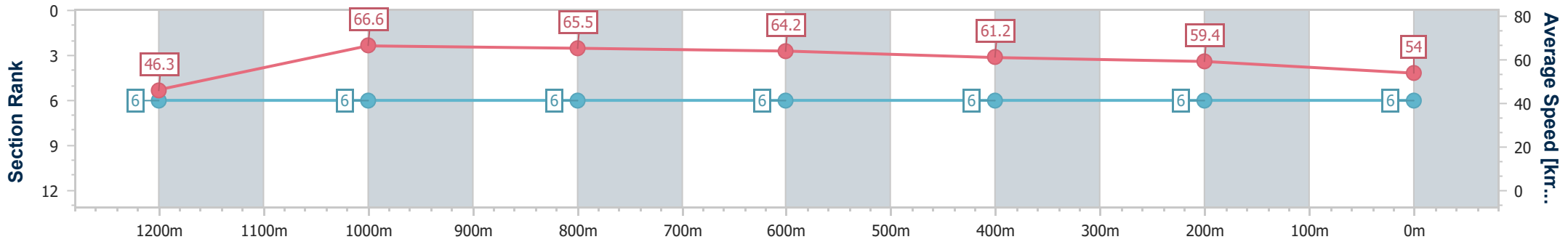
01 November 2023 - 15:10

Track Rating: Good 4, Weather: Fine, Rail Position: +6m Entire



BRISBANE RACING CLUB

Section	Overall	1200m	1000m	800m	600m	400m	200m
Section Times	1:21.86 [6] (0:11.64)	1:10.22 [6] (0:10.80)	0:59.42 [6] (0:11.02)	0:48.40 [6] (0:11.25)	0:37.15 [6] (0:11.69)	0:25.46 [6] (0:12.13)	0:13.33 [6] (0:13.33)
Average Speed [km/h]	46.3	66.6	65.5	64.2	61.2	59.4	54.0
Top Speed [km/h]	64.3	68.8	68.8	64.7	63.1	60.1	57.5
Avg. Dist. to Rail [m]	5.9	1.7	0.7	0.2	0.8	0.8	0.2
Avg. Stride Freq. [Hz]	2.1	2.3	2.3	2.3	2.2	2.2	2.1
Avg. Stride Length [m]	6.1	7.9	7.8	7.7	7.6	7.6	7.2



- [] Ranking at each section and finish
- .-.- No data available at this section
- NA No data available