



Doomben QLD Professional
Race 6: CHILDREN'S HOSPITAL FOUNDATION LEGACY ADVISORY
Class 1 Handicap - 1640m
01 November 2023 - 16:30



BRISBANE
RACING CLUB

Track Rating: Good 4, Weather: Fine, Rail Position: +6m Entire

Section		Overall	1400m	1200m	1000m	800m	600m	400m	Last 600m				
Field Times		1:39.48 (0:16.42)	1:23.06 (0:11.56)	1:11.50 (0:12.03)	0:59.47 (0:12.17)	0:47.30 (0:12.24)	0:35.06 (0:11.86)	0:23.20 (0:11.35)	0:35.06				
Rank	TAB Horse/Jockey	Barrier	Top Speed [km/h]	Fastest Section	Distance Travelled [m]								
1	1 ALBERICH James Orman	3	66.6 400m	0:11.02 400m	1:39.48 [1] (0:16.88)	1:22.60 [4] (0:11.93)	1:10.67 [6] (0:11.97)	0:58.70 [6] (0:12.15)	0:46.55 [6] (0:12.24)	0:34.31 [6] (0:11.67)	0:22.64 [6] (0:11.02)	0:34.31	
2	10 MILIARENSE Samantha Collett	1	65.3 Overall	0:11.35 400m	1:39.66 [2] (0:16.42)	1:23.24 [1] (0:11.56)	1:11.68 [1] (0:12.03)	0:59.65 [1] (0:12.17)	0:47.48 [1] (0:12.24)	0:35.24 [1] (0:11.86)	0:23.38 [1] (0:11.35)	0:35.24	-5
3	4 AROUND THE BUOY Kyle Wilson-Taylor	4	65.7 Overall	0:11.40 400m	1:40.10 [3] (0:16.68)	1:23.42 [3] (0:11.70)	1:11.72 [4] (0:11.98)	0:59.74 [4] (0:12.22)	0:47.52 [4] (0:12.23)	0:35.29 [4] (0:11.94)	0:23.35 [4] (0:11.40)	0:35.29	+0
4	6 MANA COMBAT Taylor Marshall	7	65.4 400m	0:11.30 400m	1:40.10 [4] (0:16.99)	1:23.11 [6] (0:11.66)	1:11.45 [5] (0:12.00)	0:59.45 [5] (0:12.13)	0:47.32 [5] (0:12.21)	0:35.11 [5] (0:11.80)	0:23.31 [5] (0:11.30)	0:35.11	-7
5	9 LEERY Angela Jones	2	64.2 400m	0:11.45 1400m	1:40.47 [5] (0:16.91)	1:23.56 [5] (0:11.45)	1:12.11 [3] (0:11.97)	1:00.14 [3] (0:12.15)	0:47.99 [3] (0:12.26)	0:35.73 [3] (0:11.89)	0:23.84 [3] (0:11.45)	0:35.73	-7
6	11 TOOLATEMATE Martin Harley	6	66.3 Overall	0:11.59 1400m	1:40.52 [6] (0:16.47)	1:24.05 [2] (0:11.59)	1:12.46 [2] (0:12.04)	1:00.42 [2] (0:12.19)	0:48.23 [2] (0:12.16)	0:36.07 [2] (0:11.87)	0:24.20 [2] (0:11.59)	0:36.07	-3
7	7 SUBSTANCE Justin Huxtable	8	64.4 400m	0:11.49 400m	1:41.01 [7] (0:17.25)	1:23.76 [7] (0:11.64)	1:12.12 [7] (0:12.05)	1:00.07 [7] (0:12.12)	0:47.95 [7] (0:12.11)	0:35.84 [6] (0:11.68)	0:24.16 [7] (0:11.49)	0:35.84	+2

Scratched: Bonded Affair (#5), Irish Exchange (#8), Tambourine Man (#3), Esky (#2)

[] Ranking at each section and finish
 -:-:- No data available at this section
 NA No data available

SCN Saddle cloth number
 DNF Did not finish
 DNT Did not track



Doomben QLD Professional
Race 6: CHILDREN'S HOSPITAL FOUNDATION LEGACY ADVISORY
Class 1 Handicap - 1640m
01 November 2023 - 16:30



Track Rating: Good 4, Weather: Fine, Rail Position: +6m Entire

Section				200m				Last 600m	
Field Times				0:11.85 (0:11.85)				0:35.06	
Rank	TAB Horse/Jockey	Barrier	Top Speed [km/h]	Fastest Section	Margin				Distance Travelled [m]
1	1 ALBERICH James Orman	3	66.6 400m	0:11.02 400m	0:11.62 [2] (0:11.62)	1:39.48		0:34.31	
2	10 MILIARENSE Samantha Collett	1	65.3 Overall	0:11.35 400m	0:12.03 [1] (0:12.03)	1.09L		0:35.24	-5
3	4 AROUND THE BUOY Kyle Wilson-Taylor	4	65.7 Overall	0:11.40 400m	0:11.95 [6] (0:11.95)	3.67L		0:35.29	+0
4	6 MANA COMBAT Taylor Marshall	7	65.4 400m	0:11.30 400m	0:12.01 [5] (0:12.01)	3.68L		0:35.11	-7
5	9 LEERY Angela Jones	2	64.2 400m	0:11.45 1400m	0:12.39 [4] (0:12.39)	5.82L		0:35.73	-7
6	11 TOOLATEMATE Martin Harley	6	66.3 Overall	0:11.59 1400m	0:12.61 [3] (0:12.61)	6.13L		0:36.07	-3
7	7 SUBSTANCE Justin Huxtable	8	64.4 400m	0:11.49 400m	0:12.67 [7] (0:12.67)	8.98L		0:35.84	+2

Scratched: Bonded Affair (#5), Irish Exchange (#8), Tambourine Man (#3), Esky (#2)



Horse/Jockey Name	Alberich
Final Rank	1
Fastest Section Time (Section)	0:11.02 (400m)
Top Speed [km/h] (Section)	66.6 (400m)
Race State	Finished



Doomben QLD Professional
 Race 6: CHILDREN'S HOSPITAL FOUNDATION LEGACY
 ADVISORY Class 1 Handicap - 1640m

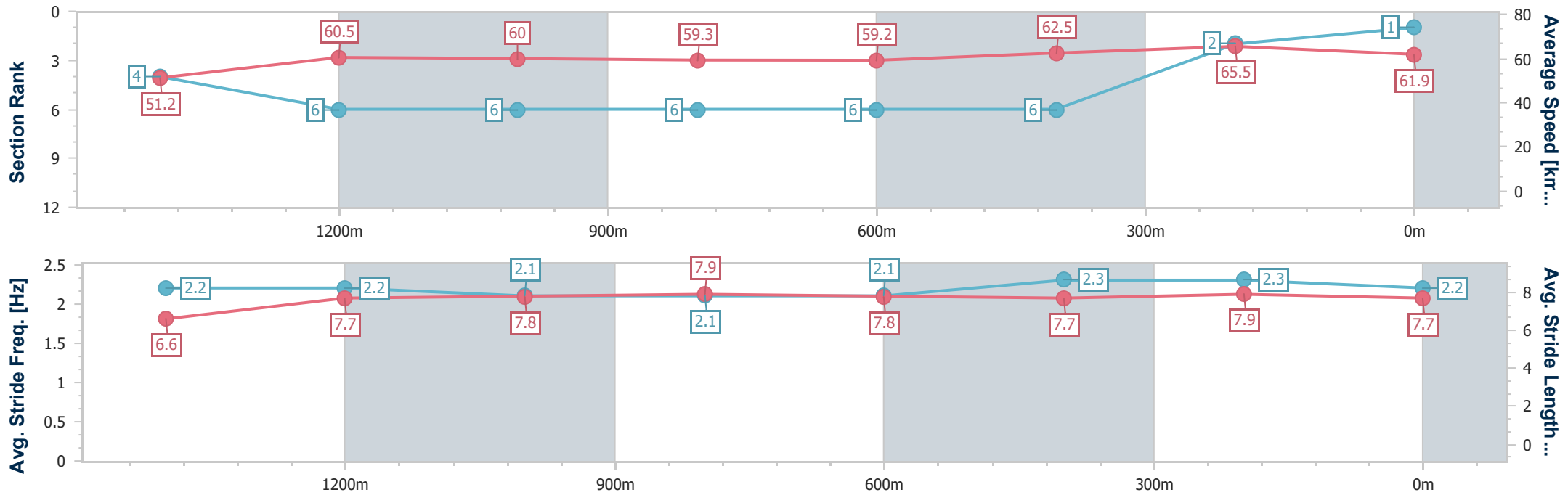


BRISBANE
 RACING CLUB

01 November 2023 - 16:30

Track Rating: Good 4, Weather: Fine, Rail Position: +6m Entire

Section	Overall	1400m	1200m	1000m	800m	600m	400m	200m					
Section Times	1:39.48 [1] (0:16.88)	1:22.60 [4] (0:11.93)	1:10.67 [6] (0:11.97)	0:58.70 [6] (0:12.15)	0:46.55 [6] (0:12.24)	0:34.31 [6] (0:11.67)	0:22.64 [6] (0:11.02)	0:11.62 [2] (0:11.62)					
Average Speed [km/h]	51.2	60.5	60.0	59.3	59.2	62.5	65.5	61.9					
Top Speed [km/h]	63.3	61.9	61.2	60.6	60.7	65.2	66.6	64.4					
Avg. Dist. to Rail [m]	0.5	0.2	0.4	0.4	1.2	1.8	2.2	0.5					
Avg. Stride Freq. [Hz]	2.2	2.2	2.1	2.1	2.1	2.3	2.3	2.2					
Avg. Stride Length [m]	6.6	7.7	7.8	7.9	7.8	7.7	7.9	7.7					



- [] Ranking at each section and finish
- .-.- No data available at this section
- NA No data available



Horse/Jockey Name	Miliarene
Final Rank	2
Fastest Section Time (Section)	0:11.35 (400m)
Top Speed [km/h] (Section)	65.3 (Overall)
Race State	Finished



Doomben QLD Professional
Race 6: CHILDREN'S HOSPITAL FOUNDATION LEGACY
ADVISORY Class 1 Handicap - 1640m

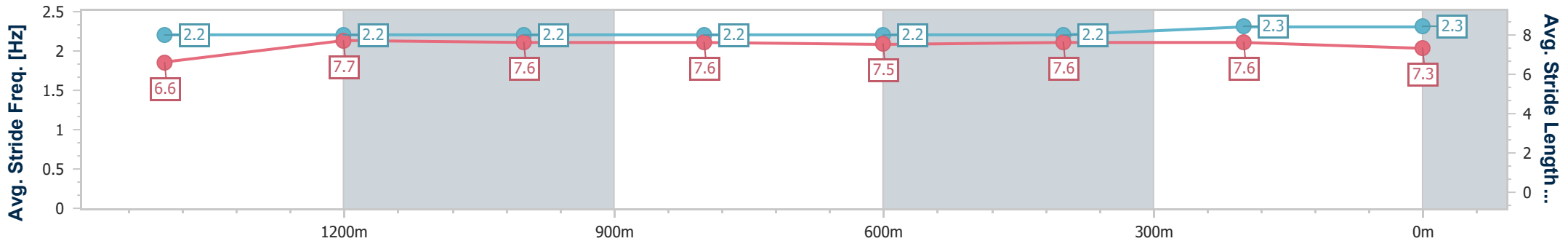
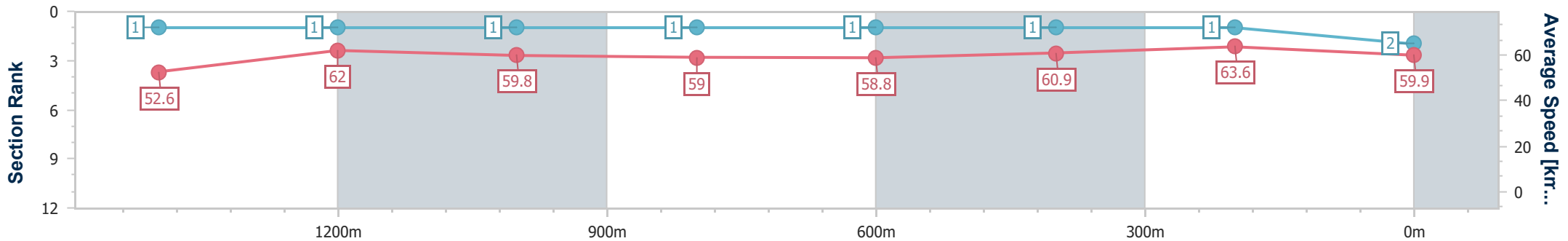


BRISBANE
 RACING CLUB

01 November 2023 - 16:30

Track Rating: Good 4, Weather: Fine, Rail Position: +6m Entire

Section	Overall	1400m	1200m	1000m	800m	600m	400m	200m					
Section Times	1:39.66 [2] (0:16.42)	1:23.24 [1] (0:11.56)	1:11.68 [1] (0:12.03)	0:59.65 [1] (0:12.17)	0:47.48 [1] (0:12.24)	0:35.24 [1] (0:11.86)	0:23.38 [1] (0:11.35)	0:12.03 [1] (0:12.03)					
Average Speed [km/h]	52.6	62.0	59.8	59.0	58.8	60.9	63.6	59.9					
Top Speed [km/h]	65.3	65.2	60.5	59.3	60.2	62.4	65.3	61.8					
Avg. Dist. to Rail [m]	0.8	0.6	0.3	0.7	0.6	0.4	1.0	0.8					
Avg. Stride Freq. [Hz]	2.2	2.2	2.2	2.2	2.2	2.2	2.3	2.3					
Avg. Stride Length [m]	6.6	7.7	7.6	7.6	7.5	7.6	7.6	7.3					



- [] Ranking at each section and finish
- .-.- No data available at this section
- NA No data available



Horse/Jockey Name	Around The Buoy
Final Rank	3
Fastest Section Time (Section)	0:11.40 (400m)
Top Speed [km/h] (Section)	65.7 (Overall)
Race State	Finished



Doomben QLD Professional
 Race 6: CHILDREN'S HOSPITAL FOUNDATION LEGACY
 ADVISORY Class 1 Handicap - 1640m

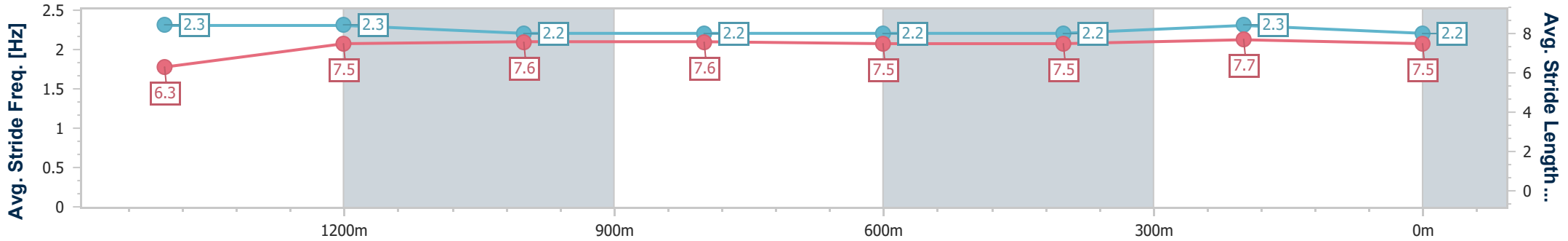
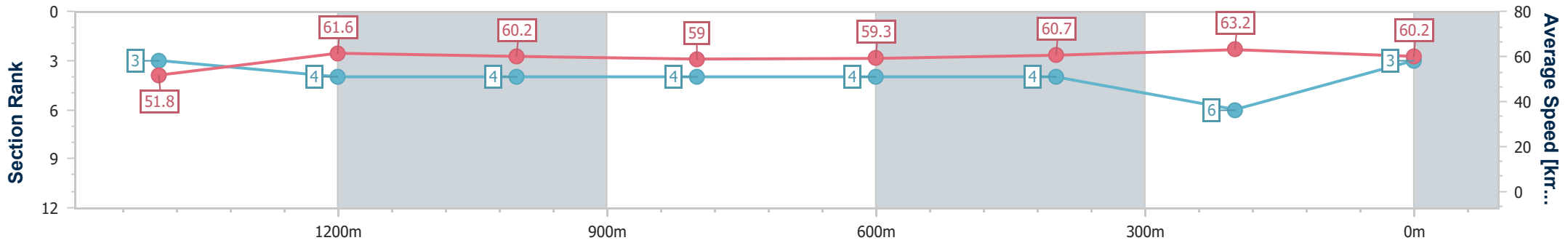


BRISBANE
 RACING CLUB

01 November 2023 - 16:30

Track Rating: Good 4, Weather: Fine, Rail Position: +6m Entire

Section	Overall	1400m	1200m	1000m	800m	600m	400m	200m
Section Times	1:40.10 [3] (0:16.68)	1:23.42 [3] (0:11.70)	1:11.72 [4] (0:11.98)	0:59.74 [4] (0:12.22)	0:47.52 [4] (0:12.23)	0:35.29 [4] (0:11.94)	0:23.35 [4] (0:11.40)	0:11.95 [6] (0:11.95)
Average Speed [km/h]	51.8	61.6	60.2	59.0	59.3	60.7	63.2	60.2
Top Speed [km/h]	65.7	63.6	60.5	59.9	60.2	62.5	64.8	61.6
Avg. Dist. to Rail [m]	1.1	0.2	0.9	1.3	1.3	1.3	1.1	1.3
Avg. Stride Freq. [Hz]	2.3	2.3	2.2	2.2	2.2	2.2	2.3	2.2
Avg. Stride Length [m]	6.3	7.5	7.6	7.6	7.5	7.5	7.7	7.5



- [] Ranking at each section and finish
- .-.- No data available at this section
- NA No data available



Horse/Jockey Name	Mana Combat
Final Rank	4
Fastest Section Time (Section)	0:11.30 (400m)
Top Speed [km/h] (Section)	65.4 (400m)
Race State	Finished



Doomben QLD Professional
 Race 6: CHILDREN'S HOSPITAL FOUNDATION LEGACY
 ADVISORY Class 1 Handicap - 1640m

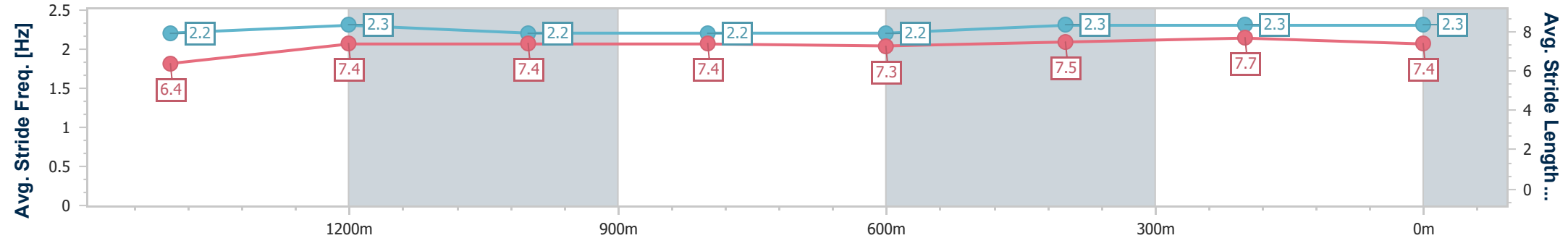
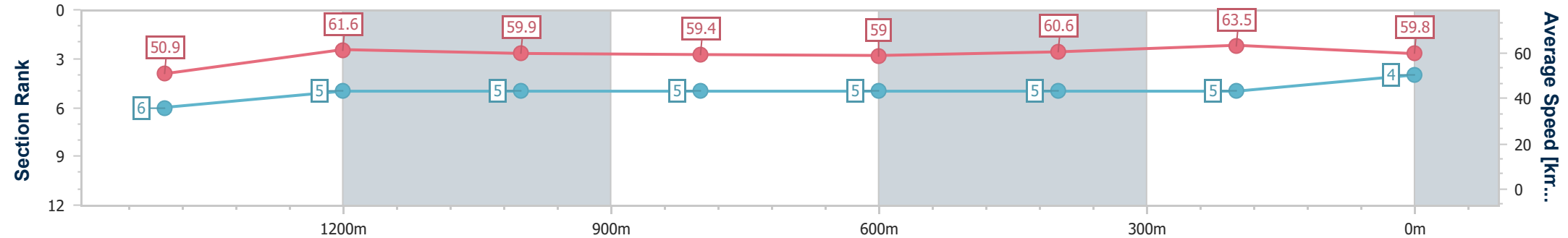


BRISBANE
 RACING CLUB

01 November 2023 - 16:30

Track Rating: Good 4, Weather: Fine, Rail Position: +6m Entire

Section	Overall	1400m	1200m	1000m	800m	600m	400m	200m					
Section Times	1:40.10 [4] (0:16.99)	1:23.11 [6] (0:11.66)	1:11.45 [5] (0:12.00)	0:59.45 [5] (0:12.13)	0:47.32 [5] (0:12.21)	0:35.11 [5] (0:11.80)	0:23.31 [5] (0:11.30)	0:12.01 [5] (0:12.01)					
Average Speed [km/h]	50.9	61.6	59.9	59.4	59.0	60.6	63.5	59.8					
Top Speed [km/h]	64.0	63.3	60.8	60.1	59.8	62.3	65.4	62.1					
Avg. Dist. to Rail [m]	1.9	0.6	0.3	0.2	0.2	0.9	1.0	0.3					
Avg. Stride Freq. [Hz]	2.2	2.3	2.2	2.2	2.2	2.3	2.3	2.3					
Avg. Stride Length [m]	6.4	7.4	7.4	7.4	7.3	7.5	7.7	7.4					



- [] Ranking at each section and finish
- .-.- No data available at this section
- NA No data available



Horse/Jockey Name	Leery
Final Rank	5
Fastest Section Time (Section)	0:11.45 (1400m)
Top Speed [km/h] (Section)	64.2 (400m)
Race State	Finished



Doomben QLD Professional
 Race 6: CHILDREN'S HOSPITAL FOUNDATION LEGACY
 ADVISORY Class 1 Handicap - 1640m

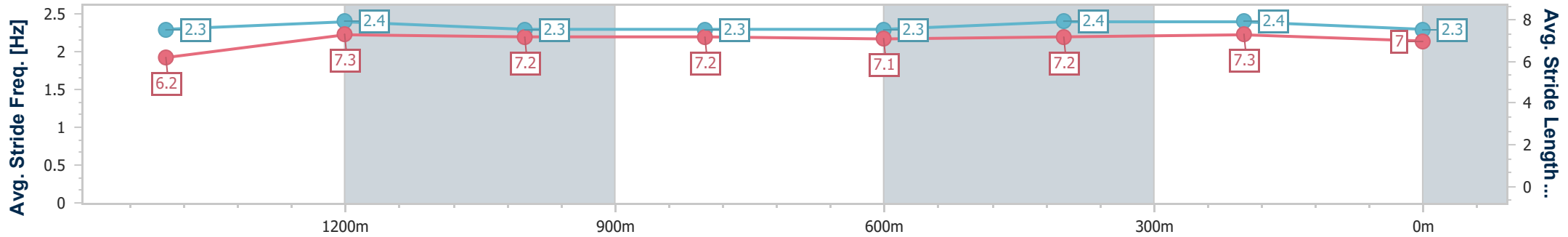
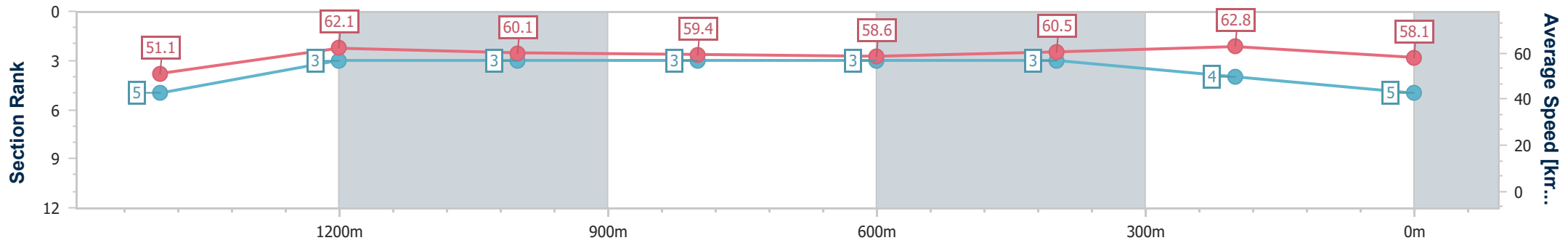


BRISBANE
 RACING CLUB

01 November 2023 - 16:30

Track Rating: Good 4, Weather: Fine, Rail Position: +6m Entire

Section	Overall	1400m	1200m	1000m	800m	600m	400m	200m					
Section Times	1:40.47 [5] (0:16.91)	1:23.56 [5] (0:11.45)	1:12.11 [3] (0:11.97)	1:00.14 [3] (0:12.15)	0:47.99 [3] (0:12.26)	0:35.73 [3] (0:11.89)	0:23.84 [3] (0:11.45)	0:12.39 [4] (0:12.39)					
Average Speed [km/h]	51.1	62.1	60.1	59.4	58.6	60.5	62.8	58.1					
Top Speed [km/h]	64.1	63.8	60.7	59.9	59.6	62.1	64.2	60.5					
Avg. Dist. to Rail [m]	1.4	1.6	0.7	0.2	0.2	0.6	0.7	0.7					
Avg. Stride Freq. [Hz]	2.3	2.4	2.3	2.3	2.3	2.4	2.4	2.3					
Avg. Stride Length [m]	6.2	7.3	7.2	7.2	7.1	7.2	7.3	7.0					



- [] Ranking at each section and finish
- .-.- No data available at this section
- NA No data available



Horse/Jockey Name	Toolatamate
Final Rank	6
Fastest Section Time (Section)	0:11.59 (1400m)
Top Speed [km/h] (Section)	66.3 (Overall)
Race State	Finished



Doomben QLD Professional
Race 6: CHILDREN'S HOSPITAL FOUNDATION LEGACY
ADVISORY Class 1 Handicap - 1640m

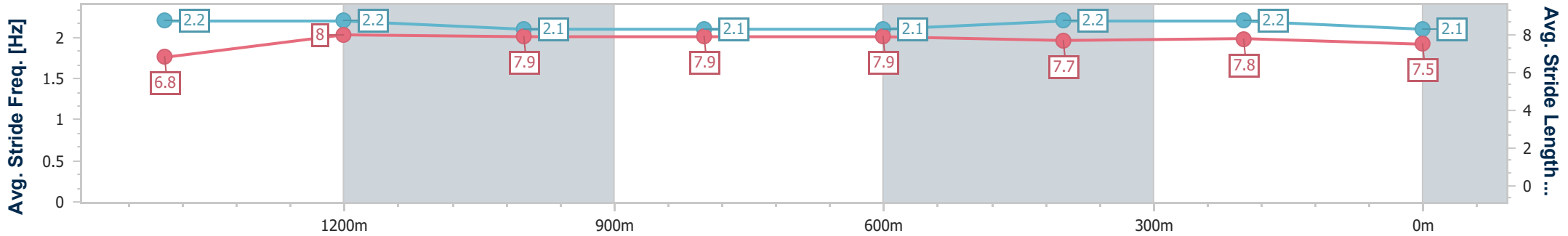
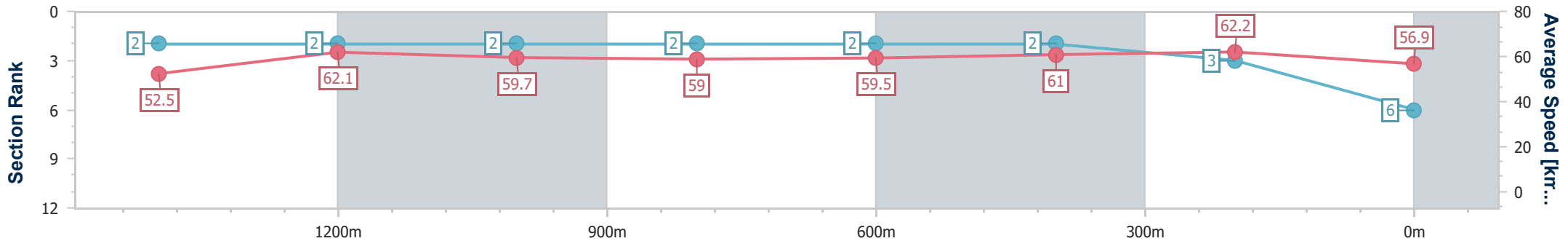


BRISBANE
 RACING CLUB

01 November 2023 - 16:30

Track Rating: Good 4, Weather: Fine, Rail Position: +6m Entire

Section	Overall	1400m	1200m	1000m	800m	600m	400m	200m
Section Times	1:40.52 [6] (0:16.47)	1:24.05 [2] (0:11.59)	1:12.46 [2] (0:12.04)	1:00.42 [2] (0:12.19)	0:48.23 [2] (0:12.16)	0:36.07 [2] (0:11.87)	0:24.20 [2] (0:11.59)	0:12.61 [3] (0:12.61)
Average Speed [km/h]	52.5	62.1	59.7	59.0	59.5	61.0	62.2	56.9
Top Speed [km/h]	66.3	65.8	60.2	59.9	60.2	62.2	63.3	60.4
Avg. Dist. to Rail [m]	2.2	0.2	0.7	0.4	0.5	0.7	1.3	0.8
Avg. Stride Freq. [Hz]	2.2	2.2	2.1	2.1	2.1	2.2	2.2	2.1
Avg. Stride Length [m]	6.8	8.0	7.9	7.9	7.9	7.7	7.8	7.5



- [] Ranking at each section and finish
- .-.- No data available at this section
- NA No data available



Horse/Jockey Name	Substance
Final Rank	7
Fastest Section Time (Section)	0:11.49 (400m)
Top Speed [km/h] (Section)	64.4 (400m)
Race State	Finished



Doomben QLD Professional
 Race 6: CHILDREN'S HOSPITAL FOUNDATION LEGACY
 ADVISORY Class 1 Handicap - 1640m

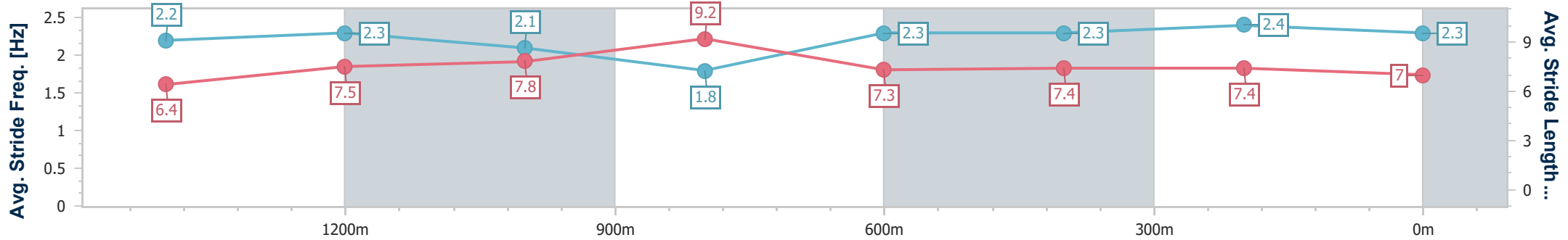
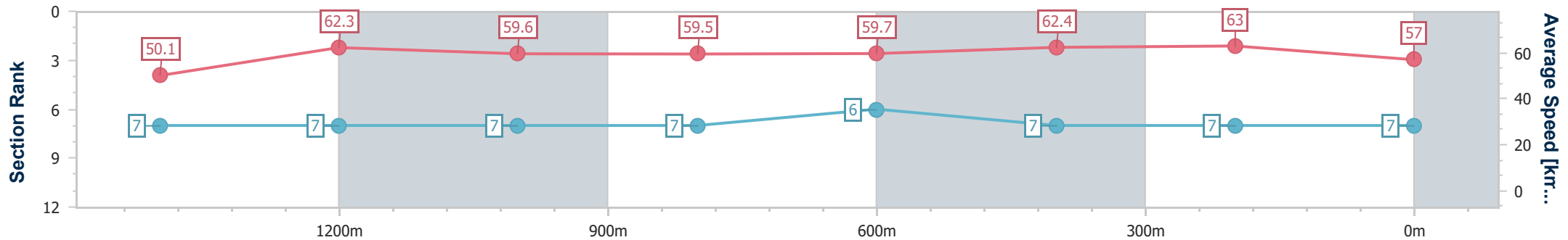


BRISBANE
 RACING CLUB

01 November 2023 - 16:30

Track Rating: Good 4, Weather: Fine, Rail Position: +6m Entire

Section	Overall	1400m	1200m	1000m	800m	600m	400m	200m					
Section Times	1:41.01 [7] (0:17.25)	1:23.76 [7] (0:11.64)	1:12.12 [7] (0:12.05)	1:00.07 [7] (0:12.12)	0:47.95 [7] (0:12.11)	0:35.84 [6] (0:11.68)	0:24.16 [7] (0:11.49)	0:12.67 [7] (0:12.67)					
Average Speed [km/h]	50.1	62.3	59.6	59.5	59.7	62.4	63.0	57.0					
Top Speed [km/h]	64.3	64.0	60.7	60.5	61.1	63.8	64.4	61.1					
Avg. Dist. to Rail [m]	2.8	0.8	0.7	0.4	0.6	2.1	3.6	1.7					
Avg. Stride Freq. [Hz]	2.2	2.3	2.1	1.8	2.3	2.3	2.4	2.3					
Avg. Stride Length [m]	6.4	7.5	7.8	9.2	7.3	7.4	7.4	7.0					



- [] Ranking at each section and finish
- .-.-.- No data available at this section
- NA No data available