



# Eagle Farm QLD Professional

## Race 8: LADBROKE IT! OPEN QUALITY Handicap - 1400m

04 November 2023 - 17:10



BRISBANE  
RACING CLUB

Track Rating: Good 4, Weather: Overcast, Rail Position: +5m Entire

Section		Field Times											
Overall	1200m	1000m	800m	600m	400m	Last 600m							
1:23.20 (0:13.72)	1:09.48 (0:11.10)	0:58.38 (0:11.94)	0:46.44 (0:11.86)	0:34.58 (0:11.42)	0:23.16 (0:11.35)	0:34.58							
Rank	TAB	Horse/Jockey	Barrier	Top Speed [km/h]	Fastest Section						Distance Travelled [m]		
1	8	<b>EKATERINA</b> Martin Harley	1	66.3 400m	0:11.01 400m	1:23.20 [1] (0:14.08)	1:09.12 [5] (0:11.42)	0:57.70 [5] (0:11.81)	0:45.89 [5] (0:11.85)	0:34.04 [5] (0:11.36)	0:22.68 [4] (0:11.01)	0:34.04	
2	3	<b>DUNE FORTY FIVE</b> Boris Thornton	7	66.8 400m	0:10.92 400m	1:23.31 [2] (0:14.36)	1:08.95 [7] (0:11.46)	0:57.49 [7] (0:11.77)	0:45.72 [7] (0:11.82)	0:33.90 [7] (0:11.36)	0:22.54 [7] (0:10.92)	0:33.90	+2
3	10	<b>OCEAN TREATY</b> Damien Thornton	2	66.0 400m	0:11.08 400m	1:23.35 [3] (0:14.02)	1:09.33 [4] (0:11.42)	0:57.91 [4] (0:11.77)	0:46.14 [4] (0:11.77)	0:34.37 [3] (0:11.36)	0:23.01 [3] (0:11.08)	0:34.37	+2
4	2	<b>ANIMATE</b> Jim Byrne	14	67.2 1200m	0:11.10 1200m	1:23.57 [4] (0:13.72)	1:09.85 [1] (0:11.10)	0:58.75 [1] (0:11.94)	0:46.81 [1] (0:11.86)	0:34.95 [1] (0:11.42)	0:23.53 [1] (0:11.35)	0:34.95	+1
5	14	<b>LORD MARKEL</b> Angela Jones	4	66.8 1200m	0:11.13 400m	1:23.74 [5] (0:14.19)	1:09.55 [6] (0:11.52)	0:58.03 [6] (0:11.83)	0:46.20 [6] (0:11.78)	0:34.42 [6] (0:11.34)	0:23.08 [6] (0:11.13)	0:34.42	+1
6	11	<b>GAVE US UP</b> Robbie Dolan	8	65.2 400m	0:11.25 1200m	1:23.78 [6] (0:13.93)	1:09.85 [3] (0:11.25)	0:58.60 [2] (0:11.81)	0:46.79 [2] (0:11.76)	0:35.03 [2] (0:11.35)	0:23.68 [2] (0:11.30)	0:35.03	+2
7	9	<b>COULDN'T REFUSE</b> Samantha Collett	3	65.8 400m	0:11.14 400m	1:23.82 [7] (0:13.83)	1:09.99 [2] (0:11.44)	0:58.55 [3] (0:11.84)	0:46.71 [3] (0:11.94)	0:34.77 [4] (0:11.47)	0:23.30 [5] (0:11.14)	0:34.77	+1
8	7	<b>THE VOWELS</b> Ben Thompson	10	66.3 400m	0:11.03 400m	1:23.83 [8] (0:14.39)	1:09.44 [8] (0:11.60)	0:57.84 [8] (0:11.82)	0:46.02 [8] (0:11.78)	0:34.24 [8] (0:11.37)	0:22.87 [8] (0:11.03)	0:34.24	+4
9	5	<b>JETTY</b> Mark Du Plessis	11	66.8 400m	0:11.00 400m	1:24.03 [9] (0:14.70)	1:09.33 [11] (0:11.65)	0:57.68 [11] (0:11.81)	0:45.87 [10] (0:11.81)	0:34.06 [11] (0:11.13)	0:22.93 [10] (0:11.00)	0:34.06	+2
10	6	<b>STAR OF MICHELIN</b> Jake Bayliss	5	66.7 400m	0:11.09 400m	1:24.05 [10] (0:14.61)	1:09.44 [10] (0:11.53)	0:57.91 [9] (0:11.76)	0:46.15 [9] (0:11.78)	0:34.37 [9] (0:11.29)	0:23.08 [9] (0:11.09)	0:34.37	-1

Scratched: Magic Charlee (#4), Lasting Kiss (#12), Open Minded (#1)

[ ] Ranking at each section and finish  
 -:-:- No data available at this section  
 NA No data available

SCN Saddle cloth number  
 DNF Did not finish  
 DNT Did not track



# Eagle Farm QLD Professional

## Race 8: LADBROKE IT! OPEN QUALITY Handicap - 1400m

04 November 2023 - 17:10



BRISBANE  
RACING CLUB

Track Rating: Good 4, Weather: Overcast, Rail Position: +5m Entire

Section	Overall	1200m	1000m	800m	600m	400m	Last 600m
Field Times	1:23.20 (0:13.72)	1:09.48 (0:11.10)	0:58.38 (0:11.94)	0:46.44 (0:11.86)	0:34.58 (0:11.42)	0:23.16 (0:11.35)	0:34.58

Rank	TAB	Horse/Jockey	Barrier	Top Speed [km/h]	Fastest Section	Overall	1200m	1000m	800m	600m	400m	Last 600m	Distance Travelled [m]
11	13	<b>SNEAK PREVIEW</b>	9	67.1	0:10.99	1:24.45 [11]	1:09.93 [9]	0:58.15 [10]	0:46.28 [11]	0:34.57 [10]	0:23.25 [11]	0:34.57	-1
		Ryan Maloney		400m	400m	(0:14.52)	(0:11.78)	(0:11.87)	(0:11.71)	(0:11.32)	(0:10.99)		

Scratched: Magic Charlee (#4), Lasting Kiss (#12), Open Minded (#1)

[ ] Ranking at each section and finish  
 -:-:- No data available at this section  
 NA No data available

SCN Saddle cloth number  
 DNF Did not finish  
 DNT Did not track



# Eagle Farm QLD Professional

## Race 8: LADBROKE IT! OPEN QUALITY Handicap - 1400m

04 November 2023 - 17:10



BRISBANE  
RACING CLUB

Track Rating: Good 4, Weather: Overcast, Rail Position: +5m Entire

Section				200m				Last 600m	
Field Times				0:11.81 (0:11.81)				0:34.58	
Rank	TAB	Horse/Jockey	Barrier	Top Speed [km/h]	Fastest Section	Margin			Distance Travelled [m]
1	8	<b>EKATERINA</b> Martin Harley	1	66.3 400m	0:11.01 400m	0:11.67 [4] (0:11.67)	1:23.20		0:34.04
2	3	<b>DUNE FORTY FIVE</b> Boris Thornton	7	66.8 400m	0:10.92 400m	0:11.62 [6] (0:11.62)	0.69L		0:33.90 +2
3	10	<b>OCEAN TREATY</b> Damien Thornton	2	66.0 400m	0:11.08 400m	0:11.93 [3] (0:11.93)	0.91L		0:34.37 +2
4	2	<b>ANIMATE</b> Jim Byrne	14	67.2 1200m	0:11.10 1200m	0:12.18 [1] (0:12.18)	2.2L		0:34.95 +1
5	14	<b>LORD MARKEL</b> Angela Jones	4	66.8 1200m	0:11.13 400m	0:11.95 [7] (0:11.95)	3.17L		0:34.42 +1
6	11	<b>GAVE US UP</b> Robbie Dolan	8	65.2 400m	0:11.25 1200m	0:12.38 [2] (0:12.38)	3.46L		0:35.03 +2
7	9	<b>COULDN'T REFUSE</b> Samantha Collett	3	65.8 400m	0:11.14 400m	0:12.16 [5] (0:12.16)	3.65L		0:34.77 +1
8	7	<b>THE VOWELS</b> Ben Thompson	10	66.3 400m	0:11.03 400m	0:11.84 [8] (0:11.84)	3.74L		0:34.24 +4
9	5	<b>JETTY</b> Mark Du Plessis	11	66.8 400m	0:11.00 400m	0:11.93 [10] (0:11.93)	4.9L		0:34.06 +2
10	6	<b>STAR OF MICHELIN</b> Jake Bayliss	5	66.7 400m	0:11.09 400m	0:11.99 [9] (0:11.99)	5.03L		0:34.37 -1

Scratched: Magic Charlee (#4), Lasting Kiss (#12), Open Minded (#1)

Report Created: Sat 4 November 2023 17:24 GMT+ (Note: Timing is based on position data)

Page 3/15

[ ] Ranking at each section and finish  
 -:-:- No data available at this section  
 NA No data available

SCN Saddle cloth number  
 DNF Did not finish  
 DNT Did not track

data processed by  **TRIPLES DATA**



# Eagle Farm QLD Professional

## Race 8: LADBROKE IT! OPEN QUALITY Handicap - 1400m

04 November 2023 - 17:10



BRISBANE  
RACING CLUB

Track Rating: Good 4, Weather: Overcast, Rail Position: +5m Entire

Section		200m		Last 600m		
Field Times		0:11.81 (0:11.81)		0:34.58		
Rank	TAB Horse/Jockey	Barrier	Top Speed [km/h]	Fastest Section	Margin	Distance Travelled [m]
11	13 SNEAK PREVIEW	9	67.1	0:10.99	0:12.26 [11]	7.36L
	Ryan Maloney		400m	400m	(0:12.26)	
						0:34.57 -1

Scratched: Magic Charlee (#4), Lasting Kiss (#12), Open Minded (#1)

[ ] Ranking at each section and finish  
 -:-:- No data available at this section  
 NA No data available

SCN Saddle cloth number  
 DNF Did not finish  
 DNT Did not track



Horse/Jockey Name	Ekaterina
Final Rank	1
Fastest Section Time (Section)	0:11.01 (400m)
Top Speed [km/h] (Section)	66.3 (400m)
Race State	Finished



### Eagle Farm QLD Professional

Race 8: LADBROKE IT! OPEN QUALITY Handicap - 1400m

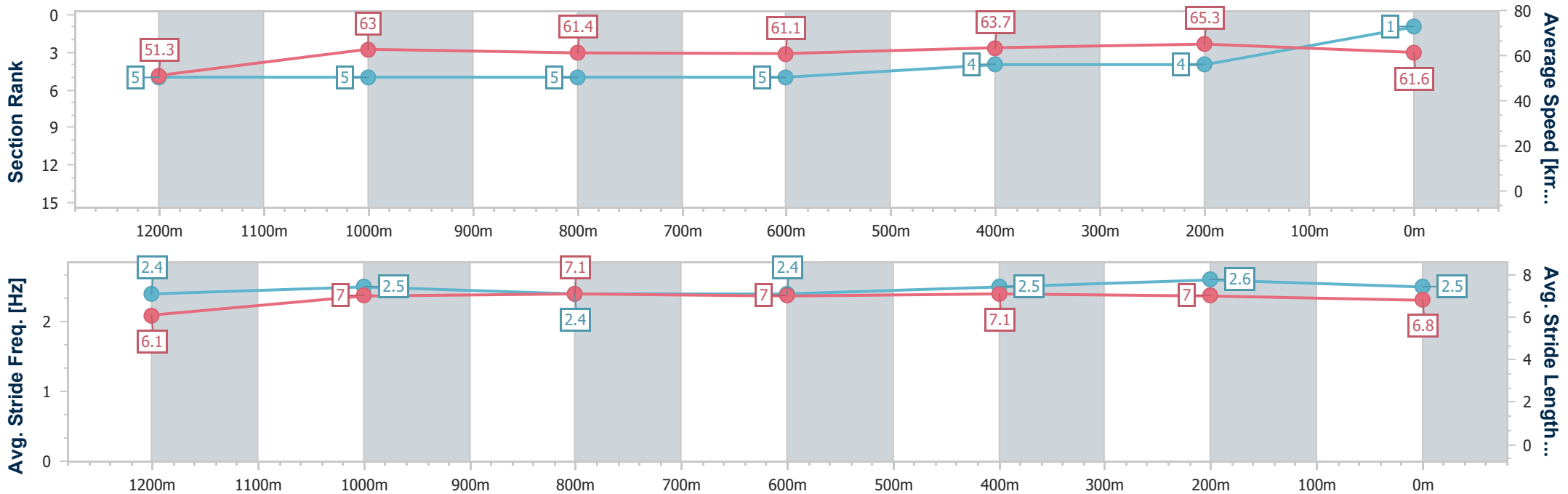
04 November 2023 - 17:10

Track Rating: Good 4, Weather: Overcast, Rail Position: +5m Entire



BRISBANE RACING CLUB

Section	Overall	1200m	1000m	800m	600m	400m	200m
Section Times	1:23.20 [1] (0:14.08)	1:09.12 [5] (0:11.42)	0:57.70 [5] (0:11.81)	0:45.89 [5] (0:11.85)	0:34.04 [5] (0:11.36)	0:22.68 [4] (0:11.01)	0:11.67 [4] (0:11.67)
Average Speed [km/h]	51.3	63.0	61.4	61.1	63.7	65.3	61.6
Top Speed [km/h]	62.9	64.9	62.6	62.9	65.6	66.3	64.1
Avg. Dist. to Rail [m]	2.1	1.5	1.5	1.4	0.4	0.3	0.7
Avg. Stride Freq. [Hz]	2.4	2.5	2.4	2.4	2.5	2.6	2.5
Avg. Stride Length [m]	6.1	7.0	7.1	7.0	7.1	7.0	6.8



- [ ] Ranking at each section and finish
- .-.- No data available at this section
- NA No data available



Horse/Jockey Name	Dune Forty Five
Final Rank	2
Fastest Section Time (Section)	0:10.92 (400m)
Top Speed [km/h] (Section)	66.8 (400m)
Race State	Finished



Eagle Farm QLD Professional

Race 8: LADBROKE IT! OPEN QUALITY Handicap - 1400m

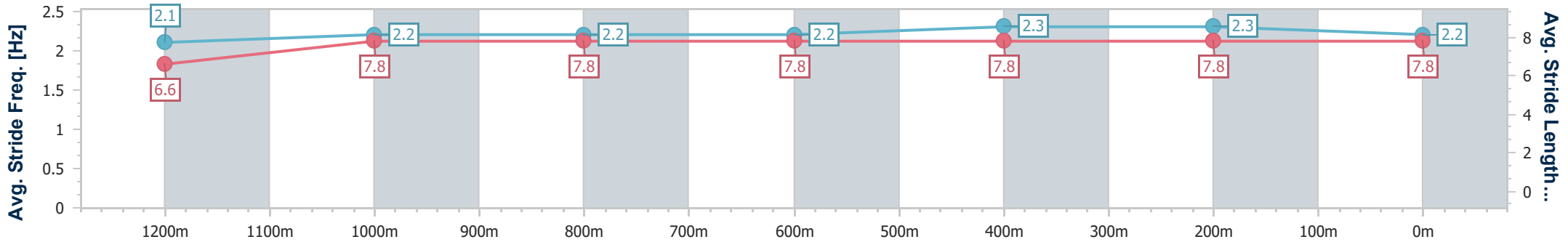
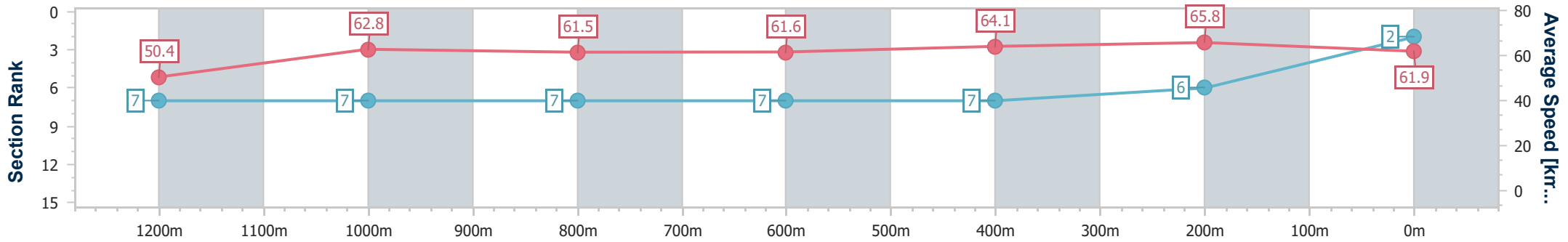
04 November 2023 - 17:10

Track Rating: Good 4, Weather: Overcast, Rail Position: +5m Entire



BRISBANE RACING CLUB

Section	Overall	1200m	1000m	800m	600m	400m	200m
Section Times	1:23.31 [2] (0:14.36)	1:08.95 [7] (0:11.46)	0:57.49 [7] (0:11.77)	0:45.72 [7] (0:11.82)	0:33.90 [7] (0:11.36)	0:22.54 [7] (0:10.92)	0:11.62 [6] (0:11.62)
Average Speed [km/h]	50.4	62.8	61.5	61.6	64.1	65.8	61.9
Top Speed [km/h]	62.4	64.1	62.3	62.8	66.8	66.8	65.1
Avg. Dist. to Rail [m]	5.1	1.8	1.5	2.0	2.4	5.5	6.4
Avg. Stride Freq. [Hz]	2.1	2.2	2.2	2.2	2.3	2.3	2.2
Avg. Stride Length [m]	6.6	7.8	7.8	7.8	7.8	7.8	7.8



- [ ] Ranking at each section and finish
- .-.- No data available at this section
- NA No data available



Horse/Jockey Name	Ocean Treaty
Final Rank	3
Fastest Section Time (Section)	0:11.08 (400m)
Top Speed [km/h] (Section)	66.0 (400m)
Race State	Finished



### Eagle Farm QLD Professional

Race 8: LADBROKE IT! OPEN QUALITY Handicap - 1400m

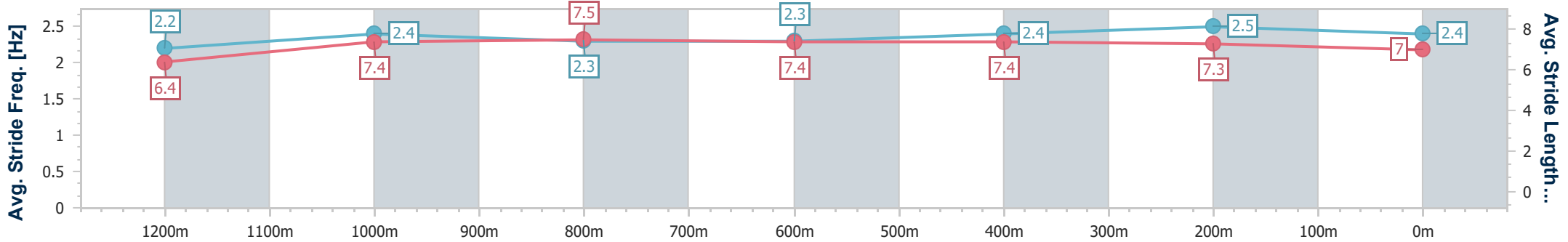
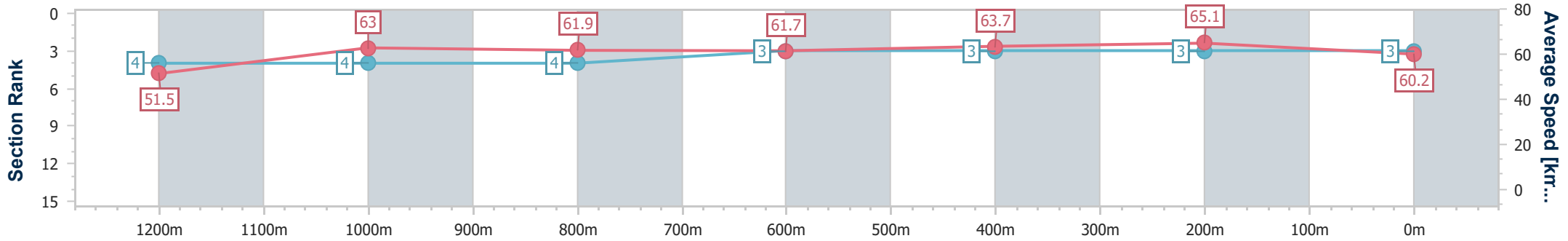
04 November 2023 - 17:10

Track Rating: Good 4, Weather: Overcast, Rail Position: +5m Entire



BRISBANE RACING CLUB

Section	Overall	1200m	1000m	800m	600m	400m	200m
Section Times	1:23.35 [3] (0:14.02)	1:09.33 [4] (0:11.42)	0:57.91 [4] (0:11.77)	0:46.14 [4] (0:11.77)	0:34.37 [3] (0:11.36)	0:23.01 [3] (0:11.08)	0:11.93 [3] (0:11.93)
Average Speed [km/h]	51.5	63.0	61.9	61.7	63.7	65.1	60.2
Top Speed [km/h]	64.3	63.8	62.4	62.3	65.7	66.0	62.9
Avg. Dist. to Rail [m]	2.8	2.4	2.2	1.9	1.3	3.4	4.7
Avg. Stride Freq. [Hz]	2.2	2.4	2.3	2.3	2.4	2.5	2.4
Avg. Stride Length [m]	6.4	7.4	7.5	7.4	7.4	7.3	7.0



- [ ] Ranking at each section and finish
- .-.- No data available at this section
- NA No data available



Horse/Jockey Name	Animate
Final Rank	4
Fastest Section Time (Section)	0:11.10 (1200m)
Top Speed [km/h] (Section)	67.2 (1200m)
Race State	Finished



### Eagle Farm QLD Professional

Race 8: LADBROKE IT! OPEN QUALITY Handicap - 1400m

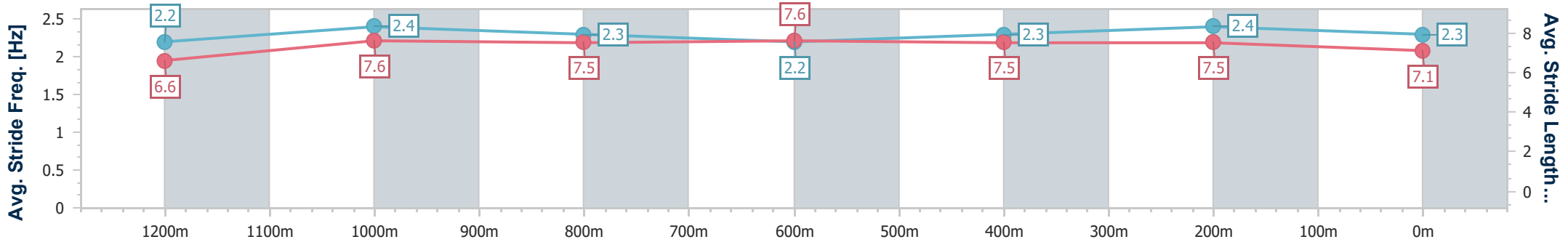
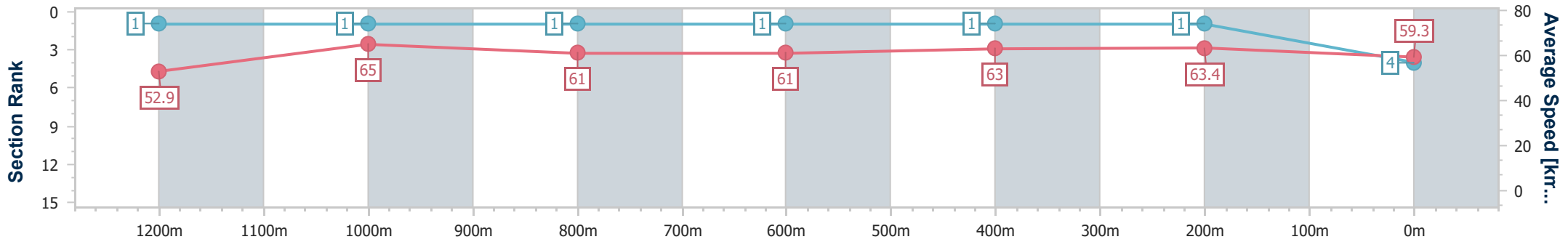
04 November 2023 - 17:10

Track Rating: Good 4, Weather: Overcast, Rail Position: +5m Entire



BRISBANE RACING CLUB

Section	Overall	1200m	1000m	800m	600m	400m	200m
Section Times	1:23.57 [4] (0:13.72)	1:09.85 [1] (0:11.10)	0:58.75 [1] (0:11.94)	0:46.81 [1] (0:11.86)	0:34.95 [1] (0:11.42)	0:23.53 [1] (0:11.35)	0:12.18 [1] (0:12.18)
Average Speed [km/h]	52.9	65.0	61.0	61.0	63.0	63.4	59.3
Top Speed [km/h]	66.5	67.2	61.9	61.8	64.8	64.8	61.7
Avg. Dist. to Rail [m]	8.3	4.8	1.9	1.0	0.6	2.1	4.1
Avg. Stride Freq. [Hz]	2.2	2.4	2.3	2.2	2.3	2.4	2.3
Avg. Stride Length [m]	6.6	7.6	7.5	7.6	7.5	7.5	7.1



- [ ] Ranking at each section and finish
- .-.- No data available at this section
- NA No data available





Horse/Jockey Name	Lord Markel
Final Rank	5
Fastest Section Time (Section)	0:11.13 (400m)
Top Speed [km/h] (Section)	66.8 (1200m)
Race State	Finished



Eagle Farm QLD Professional

Race 8: LADBROKE IT! OPEN QUALITY Handicap - 1400m

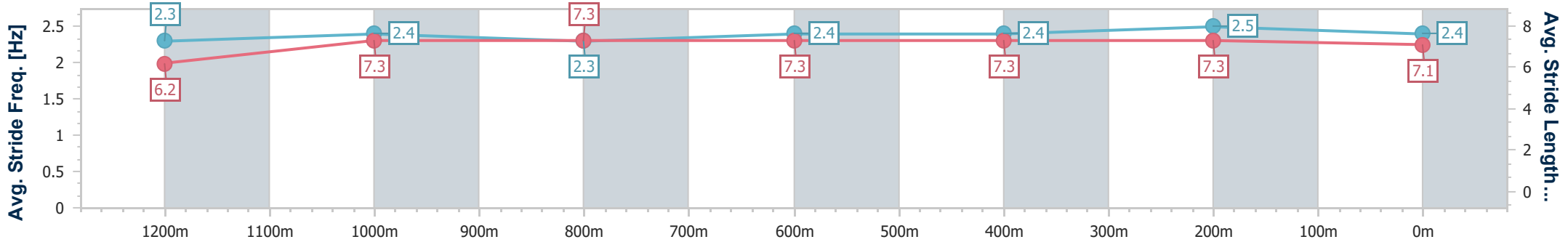
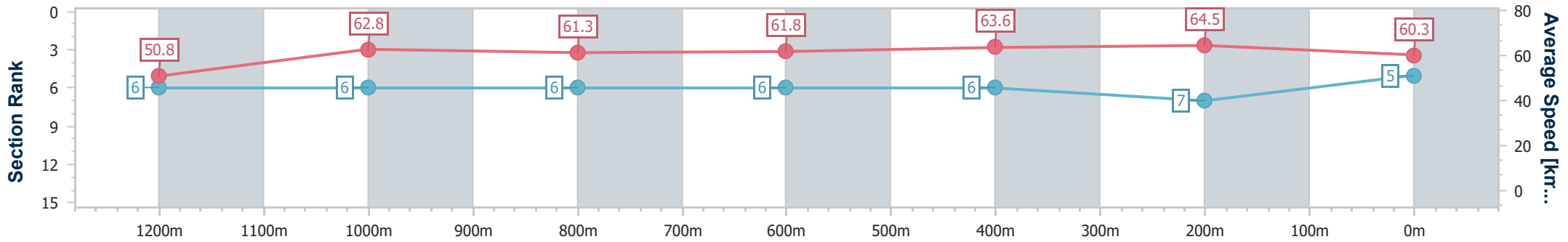
04 November 2023 - 17:10

Track Rating: Good 4, Weather: Overcast, Rail Position: +5m Entire



BRISBANE RACING CLUB

Section	Overall	1200m	1000m	800m	600m	400m	200m
Section Times	1:23.74 [5] (0:14.19)	1:09.55 [6] (0:11.52)	0:58.03 [6] (0:11.83)	0:46.20 [6] (0:11.78)	0:34.42 [6] (0:11.34)	0:23.08 [6] (0:11.13)	0:11.95 [7] (0:11.95)
Average Speed [km/h]	50.8	62.8	61.3	61.8	63.6	64.5	60.3
Top Speed [km/h]	62.0	66.8	63.3	63.0	65.9	65.7	62.9
Avg. Dist. to Rail [m]	5.2	2.7	2.2	1.5	0.4	2.4	4.6
Avg. Stride Freq. [Hz]	2.3	2.4	2.3	2.4	2.4	2.5	2.4
Avg. Stride Length [m]	6.2	7.3	7.3	7.3	7.3	7.3	7.1



- [ ] Ranking at each section and finish
- .-.- No data available at this section
- NA No data available



Horse/Jockey Name	Gave Us Up
Final Rank	6
Fastest Section Time (Section)	0:11.25 (1200m)
Top Speed [km/h] (Section)	65.2 (400m)
Race State	Finished



### Eagle Farm QLD Professional

Race 8: LADBROKE IT! OPEN QUALITY Handicap - 1400m

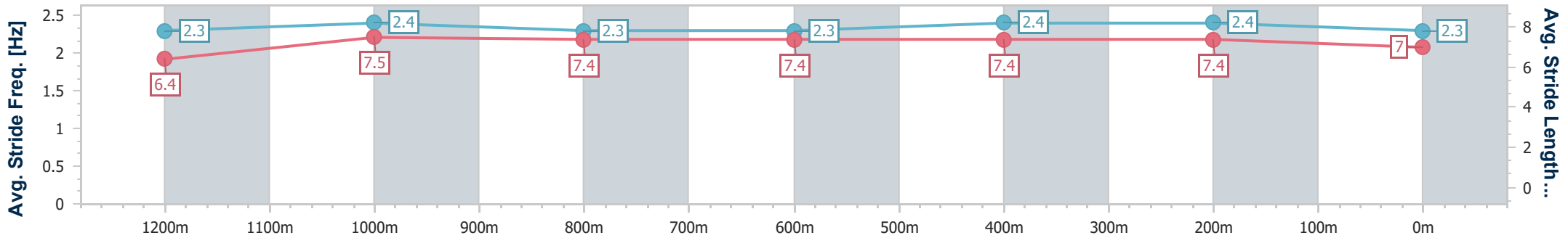
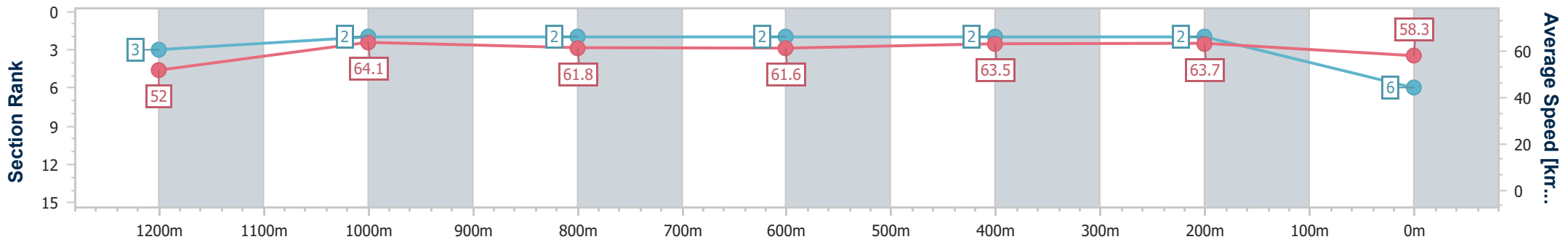
04 November 2023 - 17:10

Track Rating: Good 4, Weather: Overcast, Rail Position: +5m Entire



BRISBANE RACING CLUB

Section	Overall	1200m	1000m	800m	600m	400m	200m
Section Times	1:23.78 [6] (0:13.93)	1:09.85 [3] (0:11.25)	0:58.60 [2] (0:11.81)	0:46.79 [2] (0:11.76)	0:35.03 [2] (0:11.35)	0:23.68 [2] (0:11.30)	0:12.38 [2] (0:12.38)
Average Speed [km/h]	52.0	64.1	61.8	61.6	63.5	63.7	58.3
Top Speed [km/h]	64.4	65.2	62.6	62.2	64.5	65.2	61.3
Avg. Dist. to Rail [m]	6.6	4.0	2.8	1.9	0.4	2.2	3.7
Avg. Stride Freq. [Hz]	2.3	2.4	2.3	2.3	2.4	2.4	2.3
Avg. Stride Length [m]	6.4	7.5	7.4	7.4	7.4	7.4	7.0



- [ ] Ranking at each section and finish
- .-.- No data available at this section
- NA No data available



Horse/Jockey Name	Couldn't Refuse
Final Rank	7
Fastest Section Time (Section)	0:11.14 (400m)
Top Speed [km/h] (Section)	65.8 (400m)
Race State	Finished



### Eagle Farm QLD Professional

Race 8: LADBROKE IT! OPEN QUALITY Handicap - 1400m

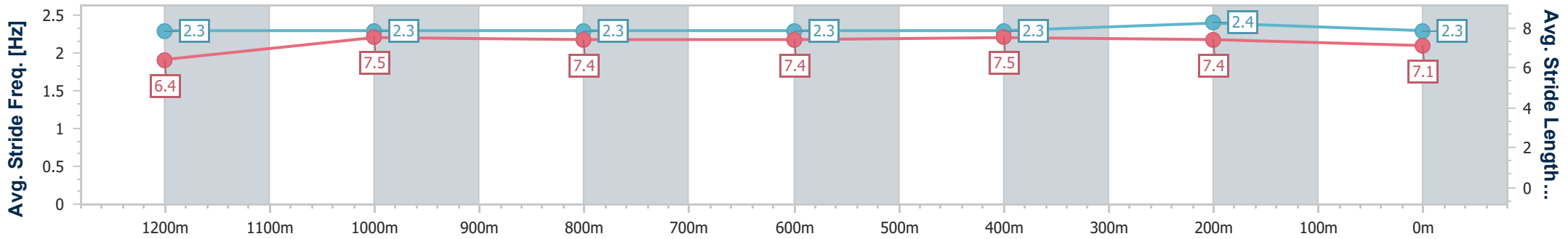
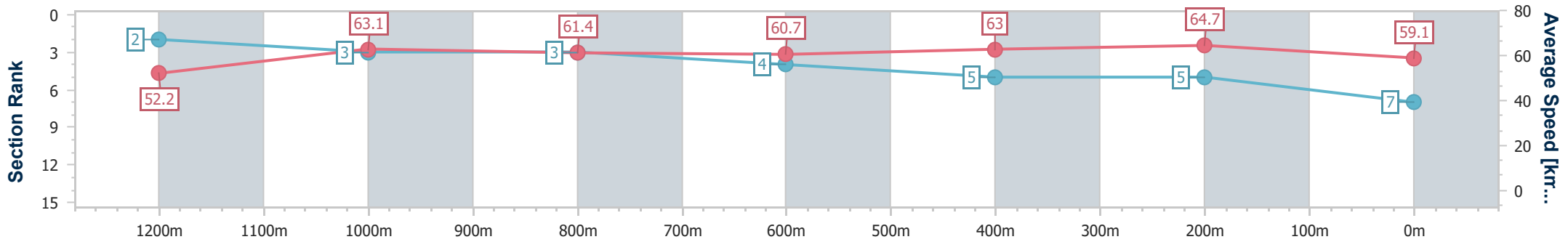
04 November 2023 - 17:10

Track Rating: Good 4, Weather: Overcast, Rail Position: +5m Entire



BRISBANE RACING CLUB

Section	Overall	1200m	1000m	800m	600m	400m	200m
Section Times	1:23.82 [7] (0:13.83)	1:09.99 [2] (0:11.44)	0:58.55 [3] (0:11.84)	0:46.71 [3] (0:11.94)	0:34.77 [4] (0:11.47)	0:23.30 [5] (0:11.14)	0:12.16 [5] (0:12.16)
Average Speed [km/h]	52.2	63.1	61.4	60.7	63.0	64.7	59.1
Top Speed [km/h]	64.7	64.5	62.0	61.7	65.5	65.8	63.5
Avg. Dist. to Rail [m]	4.5	1.9	2.0	2.1	0.7	0.5	1.1
Avg. Stride Freq. [Hz]	2.3	2.3	2.3	2.3	2.3	2.4	2.3
Avg. Stride Length [m]	6.4	7.5	7.4	7.4	7.5	7.4	7.1



- [ ] Ranking at each section and finish
- .-.- No data available at this section
- NA No data available



Horse/Jockey Name	The Vowels
Final Rank	8
Fastest Section Time (Section)	0:11.03 (400m)
Top Speed [km/h] (Section)	66.3 (400m)
Race State	Finished



### Eagle Farm QLD Professional

Race 8: LADBROKE IT! OPEN QUALITY Handicap - 1400m

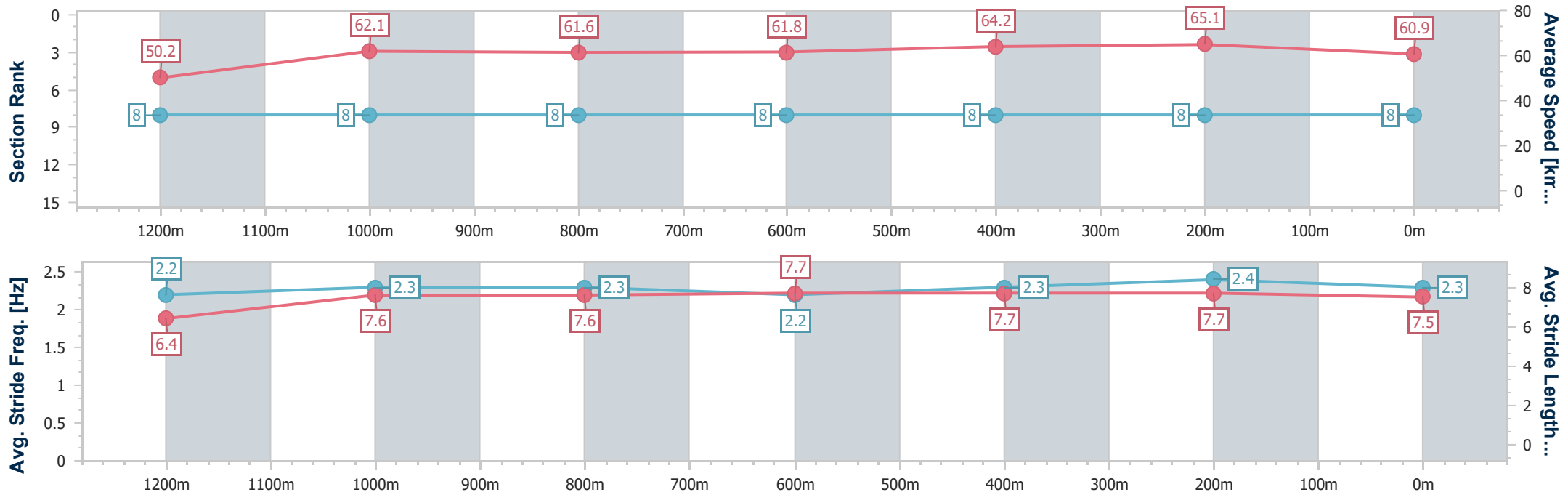
04 November 2023 - 17:10

Track Rating: Good 4, Weather: Overcast, Rail Position: +5m Entire



BRISBANE RACING CLUB

Section	Overall	1200m	1000m	800m	600m	400m	200m
Section Times	1:23.83 [8] (0:14.39)	1:09.44 [8] (0:11.60)	0:57.84 [8] (0:11.82)	0:46.02 [8] (0:11.78)	0:34.24 [8] (0:11.37)	0:22.87 [8] (0:11.03)	0:11.84 [8] (0:11.84)
Average Speed [km/h]	50.2	62.1	61.6	61.8	64.2	65.1	60.9
Top Speed [km/h]	61.3	63.0	62.9	63.1	65.3	66.3	63.6
Avg. Dist. to Rail [m]	7.5	3.2	2.3	2.1	2.5	5.8	6.9
Avg. Stride Freq. [Hz]	2.2	2.3	2.3	2.2	2.3	2.4	2.3
Avg. Stride Length [m]	6.4	7.6	7.6	7.7	7.7	7.7	7.5



- [ ] Ranking at each section and finish
- .-.- No data available at this section
- NA No data available



Horse/Jockey Name	Jetty
Final Rank	9
Fastest Section Time (Section)	0:11.00 (400m)
Top Speed [km/h] (Section)	66.8 (400m)
Race State	Finished



Eagle Farm QLD Professional

Race 8: LADBROKE IT! OPEN QUALITY Handicap - 1400m

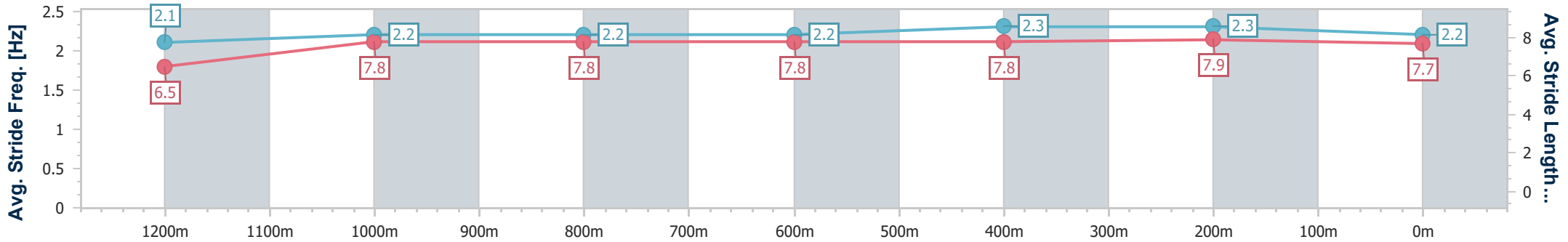
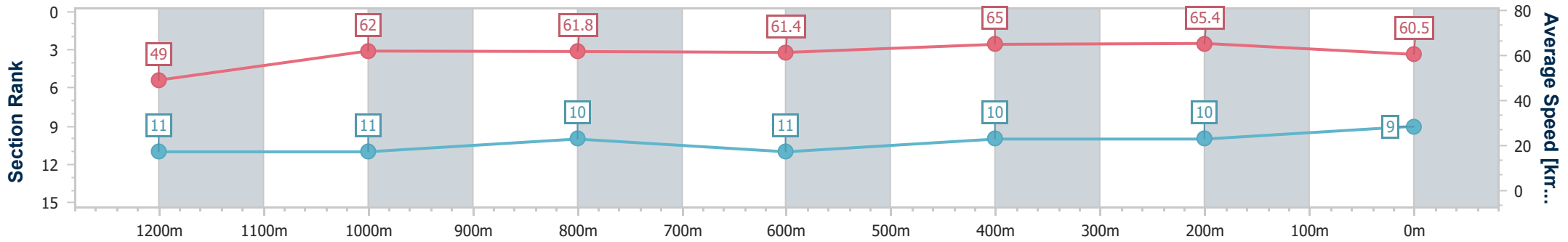
04 November 2023 - 17:10

Track Rating: Good 4, Weather: Overcast, Rail Position: +5m Entire



BRISBANE RACING CLUB

Section	Overall	1200m	1000m	800m	600m	400m	200m
Section Times	1:24.03 [9] (0:14.70)	1:09.33 [11] (0:11.65)	0:57.68 [11] (0:11.81)	0:45.87 [10] (0:11.81)	0:34.06 [11] (0:11.13)	0:22.93 [10] (0:11.00)	0:11.93 [10] (0:11.93)
Average Speed [km/h]	49.0	62.0	61.8	61.4	65.0	65.4	60.5
Top Speed [km/h]	62.1	62.8	63.2	63.3	66.7	66.8	63.8
Avg. Dist. to Rail [m]	8.0	3.2	2.0	1.5	1.6	5.3	4.6
Avg. Stride Freq. [Hz]	2.1	2.2	2.2	2.2	2.3	2.3	2.2
Avg. Stride Length [m]	6.5	7.8	7.8	7.8	7.8	7.9	7.7



- [ ] Ranking at each section and finish
- .-.- No data available at this section
- NA No data available



Horse/Jockey Name	Star Of Michelin
Final Rank	10
Fastest Section Time (Section)	0:11.09 (400m)
Top Speed [km/h] (Section)	66.7 (400m)
Race State	Finished



Eagle Farm QLD Professional

Race 8: LADBROKE IT! OPEN QUALITY Handicap - 1400m

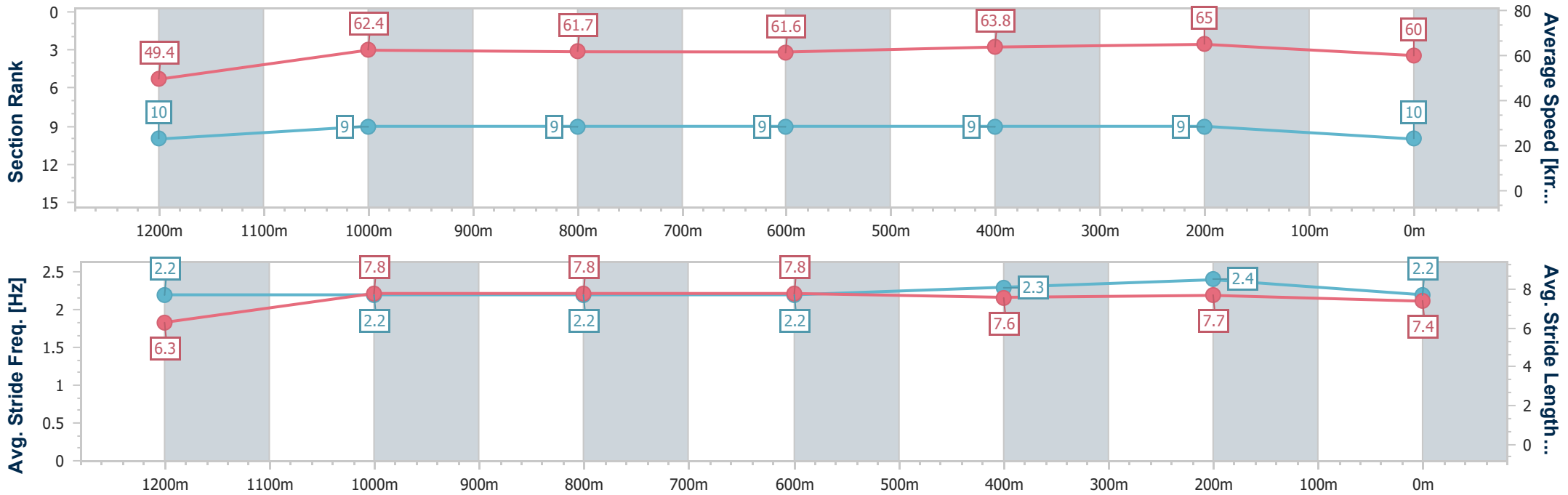
04 November 2023 - 17:10

Track Rating: Good 4, Weather: Overcast, Rail Position: +5m Entire



BRISBANE RACING CLUB

Section	Overall	1200m	1000m	800m	600m	400m	200m
Section Times	1:24.05 [10] (0:14.61)	1:09.44 [10] (0:11.53)	0:57.91 [9] (0:11.76)	0:46.15 [9] (0:11.78)	0:34.37 [9] (0:11.29)	0:23.08 [9] (0:11.09)	0:11.99 [9] (0:11.99)
Average Speed [km/h]	49.4	62.4	61.7	61.6	63.8	65.0	60.0
Top Speed [km/h]	61.7	64.4	62.6	62.6	66.6	66.7	63.8
Avg. Dist. to Rail [m]	4.4	1.7	1.8	1.2	0.5	2.9	4.2
Avg. Stride Freq. [Hz]	2.2	2.2	2.2	2.2	2.3	2.4	2.2
Avg. Stride Length [m]	6.3	7.8	7.8	7.8	7.6	7.7	7.4



- [ ] Ranking at each section and finish
- .-.- No data available at this section
- NA No data available



Horse/Jockey Name	Sneak Preview
Final Rank	11
Fastest Section Time (Section)	0:10.99 (400m)
Top Speed [km/h] (Section)	67.1 (400m)
Race State	Finished



### Eagle Farm QLD Professional

Race 8: LADBROKE IT! OPEN QUALITY Handicap - 1400m

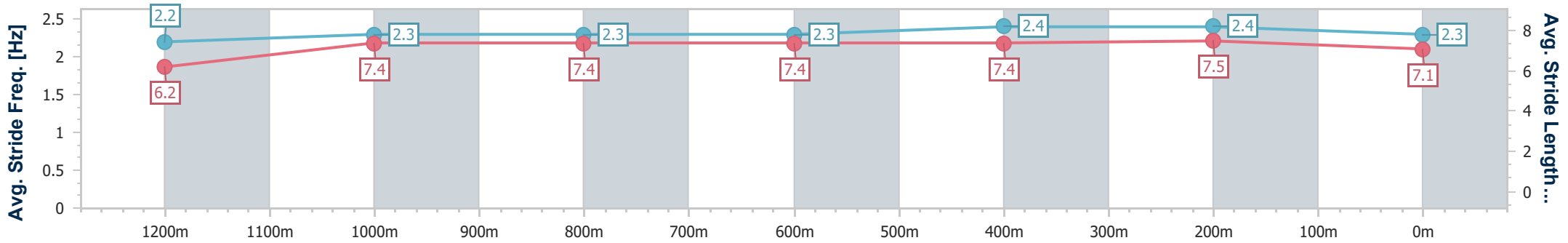
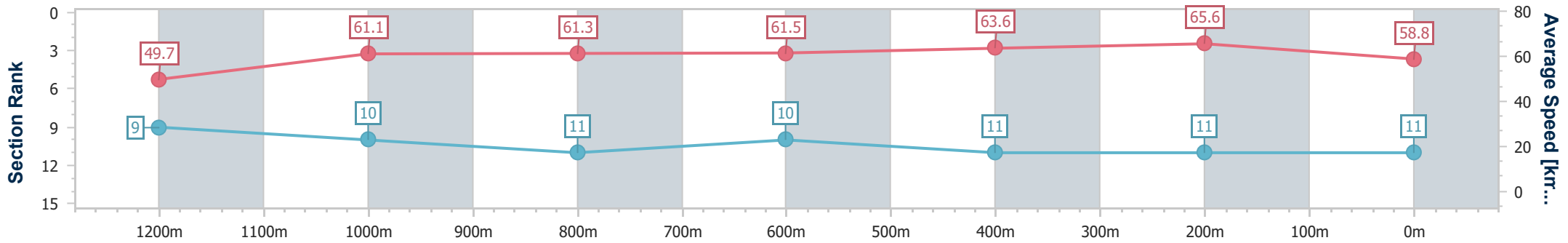
04 November 2023 - 17:10

Track Rating: Good 4, Weather: Overcast, Rail Position: +5m Entire



BRISBANE RACING CLUB

Section	Overall	1200m	1000m	800m	600m	400m	200m
Section Times	1:24.45 [11] (0:14.52)	1:09.93 [9] (0:11.78)	0:58.15 [10] (0:11.87)	0:46.28 [11] (0:11.71)	0:34.57 [10] (0:11.32)	0:23.25 [11] (0:10.99)	0:12.26 [11] (0:12.26)
Average Speed [km/h]	49.7	61.1	61.3	61.5	63.6	65.6	58.8
Top Speed [km/h]	61.8	62.1	62.7	63.0	66.3	67.1	63.2
Avg. Dist. to Rail [m]	6.4	2.4	1.2	0.8	0.8	5.6	6.4
Avg. Stride Freq. [Hz]	2.2	2.3	2.3	2.3	2.4	2.4	2.3
Avg. Stride Length [m]	6.2	7.4	7.4	7.4	7.4	7.5	7.1



- [ ] Ranking at each section and finish
- .-.- No data available at this section
- NA No data available