



Toowoomba QLD Professional

Race 4: MY FINANCIAL TRAINER RATINGS BAND 0 - 58 Handicap - 1000m

04 November 2023 - 19:15



Track Rating: Good 4 , Weather: Fine, Rail Position: True Entire

Section	Overall	800m	600m	400m	200m	Last 600m
Field Times	0:59.72 (0:13.74)	0:45.98 (0:11.39)	0:34.59 (0:11.62)	0:22.97 (0:11.49)	0:11.48 (0:11.48)	0:34.59

Rank	TAB	Horse/Jockey	Barrier	Top Speed [km/h]	Fastest Section	Overall	800m	600m	400m	200m	Margin	Last 600m	Distance Travelled [m]
1	7	TOKYO SINS Olivia Webb	1	65.4 800m	0:11.29 800m	0:59.72 [1] (0:13.96)	0:45.76 [3] (0:11.29)	0:34.47 [2] (0:11.54)	0:22.93 [2] (0:11.46)	0:11.47 [2] (0:11.47)	0:59.72	0:34.47	
2	3	BEAU WITNESS Michael Murphy	8	66.3 800m	0:11.16 800m	0:59.76 [2] (0:14.35)	0:45.41 [5] (0:11.16)	0:34.25 [5] (0:11.36)	0:22.89 [3] (0:11.53)	0:11.36 [3] (0:11.36)	0.2L	0:34.25	+2
3	8	MISSY'S READY Alisha Donald	3	65.1 800m	0:11.36 800m	1:00.05 [3] (0:14.11)	0:45.94 [4] (0:11.36)	0:34.58 [4] (0:11.52)	0:23.06 [5] (0:11.55)	0:11.51 [5] (0:11.51)	1.7L	0:34.58	+8
4	6	ACIREMA Micheal Hellyer	5	64.2 800m	0:11.39 800m	1:00.20 [4] (0:13.74)	0:46.46 [1] (0:11.39)	0:35.07 [1] (0:11.62)	0:23.45 [1] (0:11.49)	0:11.96 [1] (0:11.96)	2.5L	0:35.07	+1
5	1	MR WANDJI Nozi Tomizawa	2	64.9 400m	0:11.48 600m	1:00.25 [5] (0:13.90)	0:46.35 [2] (0:11.55)	0:34.80 [3] (0:11.48)	0:23.32 [4] (0:11.58)	0:11.74 [4] (0:11.74)	2.7L	0:34.80	+5

Scratched: Palace Keys (#2), Bull Dimple Rum (#4), Pharaonic (#5), Better Than Roses (#9)

[] Ranking at each section and finish
 -:-:-:- No data available at this section
 NA No data available

SCN Saddle cloth number
 DNF Did not finish
 DNT Did not track



Horse/Jockey Name	Tokyo Sins
Final Rank	1
Fastest Section Time (Section)	0:11.29 (800m)
Top Speed [km/h] (Section)	65.4 (800m)
Race State	Finished



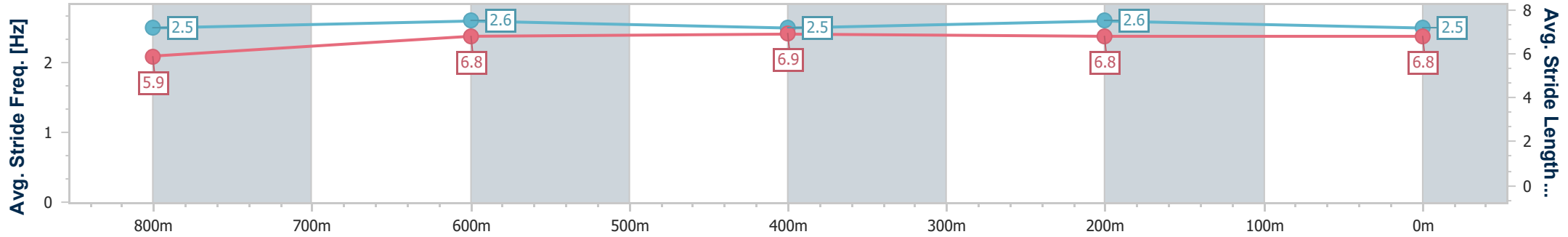
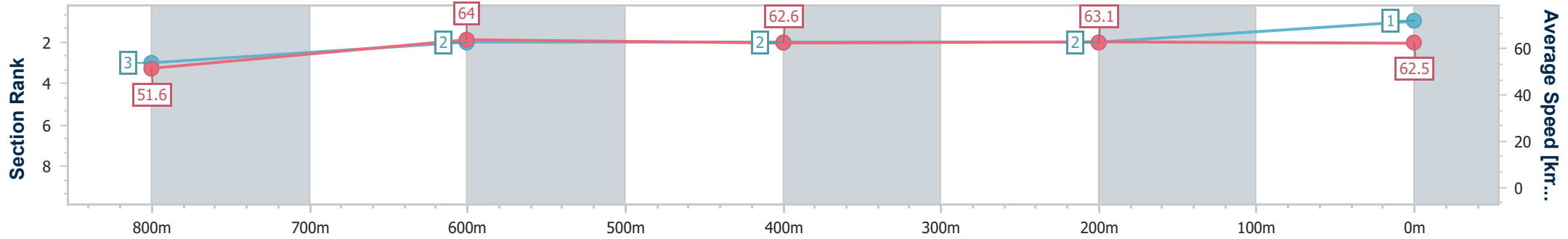
Toowoomba QLD Professional
 Race 4: MY FINANCIAL TRAINER RATINGS BAND 0 - 58
 Handicap - 1000m



04 November 2023 - 19:15

Track Rating: Good 4 , Weather: Fine, Rail Position: True Entire

Section	Overall	800m	600m	400m	200m
Section Times	0:59.72 [1] (0:13.96)	0:45.76 [3] (0:11.29)	0:34.47 [2] (0:11.54)	0:22.93 [2] (0:11.46)	0:11.47 [2] (0:11.47)
Average Speed [km/h]	51.6	64.0	62.6	63.1	62.5
Top Speed [km/h]	63.6	65.4	63.6	64.1	64.4
Avg. Dist. to Rail [m]	1.4	0.4	0.5	1.2	1.4
Avg. Stride Freq. [Hz]	2.5	2.6	2.5	2.6	2.5
Avg. Stride Length [m]	5.9	6.8	6.9	6.8	6.8



- [] Ranking at each section and finish
- .-.- No data available at this section
- NA No data available



Horse/Jockey Name	Beau Witness
Final Rank	2
Fastest Section Time (Section)	0:11.16 (800m)
Top Speed [km/h] (Section)	66.3 (800m)
Race State	Finished



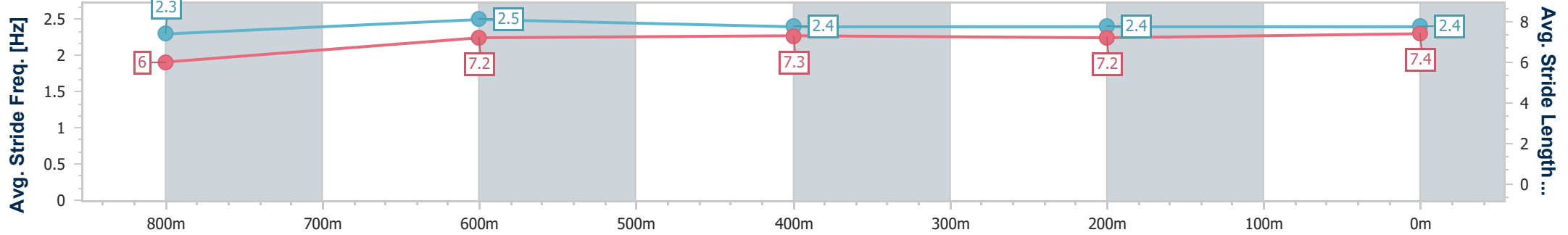
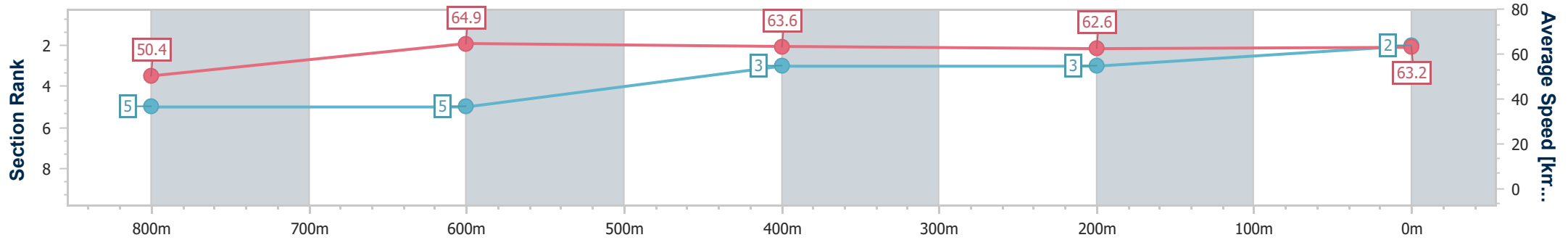
Toowoomba QLD Professional
 Race 4: MY FINANCIAL TRAINER RATINGS BAND 0 - 58
 Handicap - 1000m



04 November 2023 - 19:15

Track Rating: Good 4 , Weather: Fine, Rail Position: True Entire

Section	Overall	800m	600m	400m	200m
Section Times	0:59.76 [2] (0:14.35)	0:45.41 [5] (0:11.16)	0:34.25 [5] (0:11.36)	0:22.89 [3] (0:11.53)	0:11.36 [3] (0:11.36)
Average Speed [km/h]	50.4	64.9	63.6	62.6	63.2
Top Speed [km/h]	64.8	66.3	65.8	63.9	64.1
Avg. Dist. to Rail [m]	4.6	1.1	0.6	0.5	2.2
Avg. Stride Freq. [Hz]	2.3	2.5	2.4	2.4	2.4
Avg. Stride Length [m]	6.0	7.2	7.3	7.2	7.4



- [] Ranking at each section and finish
- .-.- No data available at this section
- NA No data available



Horse/Jockey Name	Missy's Ready
Final Rank	3
Fastest Section Time (Section)	0:11.36 (800m)
Top Speed [km/h] (Section)	65.1 (800m)
Race State	Finished



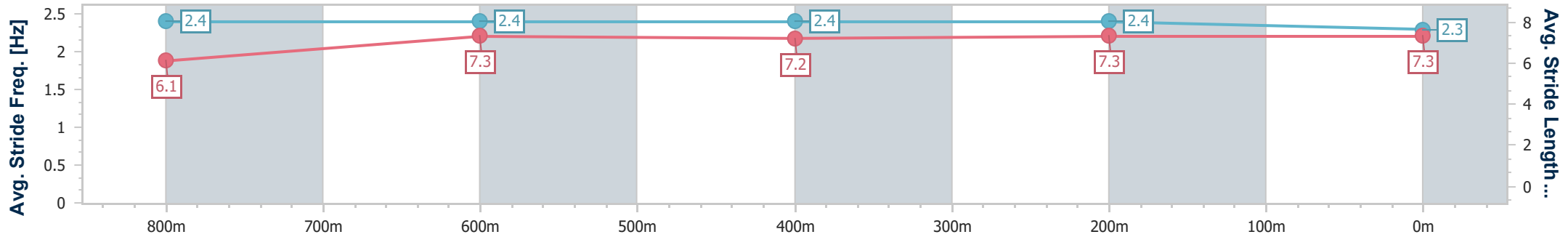
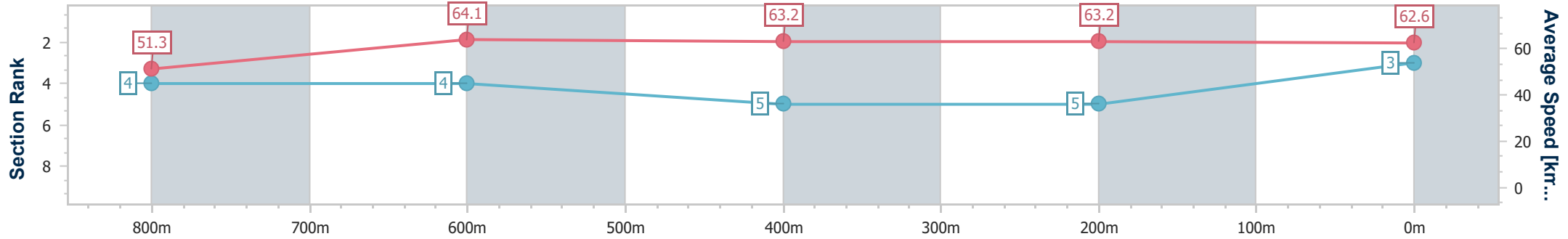
Toowoomba QLD Professional
 Race 4: MY FINANCIAL TRAINER RATINGS BAND 0 - 58
 Handicap - 1000m



04 November 2023 - 19:15

Track Rating: Good 4 , Weather: Fine, Rail Position: True Entire

Section	Overall	800m	600m	400m	200m
Section Times	1:00.05 [3] (0:14.11)	0:45.94 [4] (0:11.36)	0:34.58 [4] (0:11.52)	0:23.06 [5] (0:11.55)	0:11.51 [5] (0:11.51)
Average Speed [km/h]	51.3	64.1	63.2	63.2	62.6
Top Speed [km/h]	63.7	65.1	63.9	64.2	63.5
Avg. Dist. to Rail [m]	2.4	2.7	3.0	4.0	4.6
Avg. Stride Freq. [Hz]	2.4	2.4	2.4	2.4	2.3
Avg. Stride Length [m]	6.1	7.3	7.2	7.3	7.3



- [] Ranking at each section and finish
- .-.- No data available at this section
- NA No data available



Horse/Jockey Name	Acirema
Final Rank	4
Fastest Section Time (Section)	0:11.39 (800m)
Top Speed [km/h] (Section)	64.2 (800m)
Race State	Finished



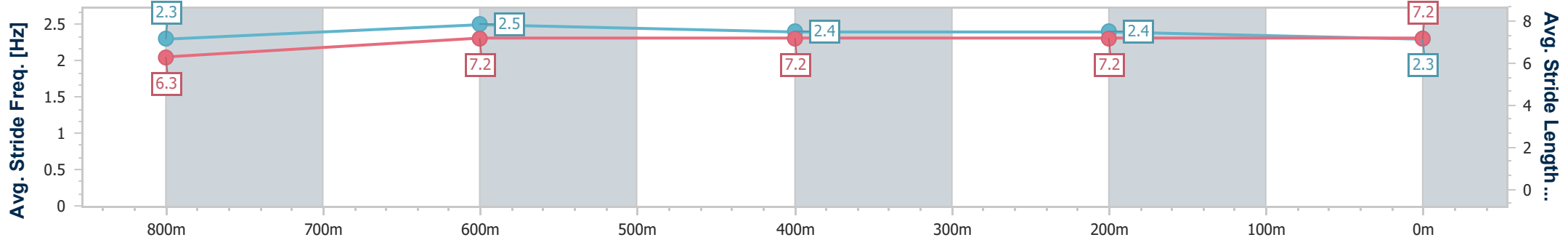
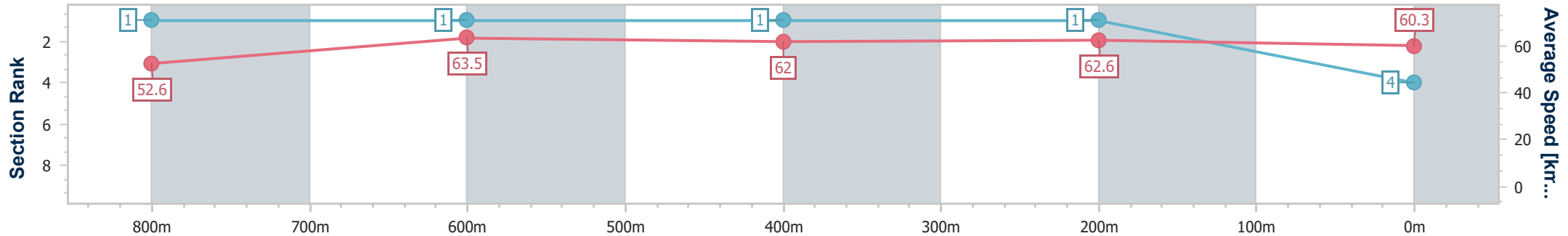
Toowoomba QLD Professional
 Race 4: MY FINANCIAL TRAINER RATINGS BAND 0 - 58
 Handicap - 1000m



04 November 2023 - 19:15

Track Rating: Good 4 , Weather: Fine, Rail Position: True Entire

Section	Overall	800m	600m	400m	200m
Section Times	1:00.20 [4] (0:13.74)	0:46.46 [1] (0:11.39)	0:35.07 [1] (0:11.62)	0:23.45 [1] (0:11.49)	0:11.96 [1] (0:11.96)
Average Speed [km/h]	52.6	63.5	62.0	62.6	60.3
Top Speed [km/h]	64.0	64.2	63.2	63.9	62.5
Avg. Dist. to Rail [m]	3.0	0.9	0.7	0.5	0.3
Avg. Stride Freq. [Hz]	2.3	2.5	2.4	2.4	2.3
Avg. Stride Length [m]	6.3	7.2	7.2	7.2	7.2



- [] Ranking at each section and finish
- .-.- No data available at this section
- NA No data available



Horse/Jockey Name	Mr Wandji
Final Rank	5
Fastest Section Time (Section)	0:11.48 (600m)
Top Speed [km/h] (Section)	64.9 (400m)
Race State	Finished



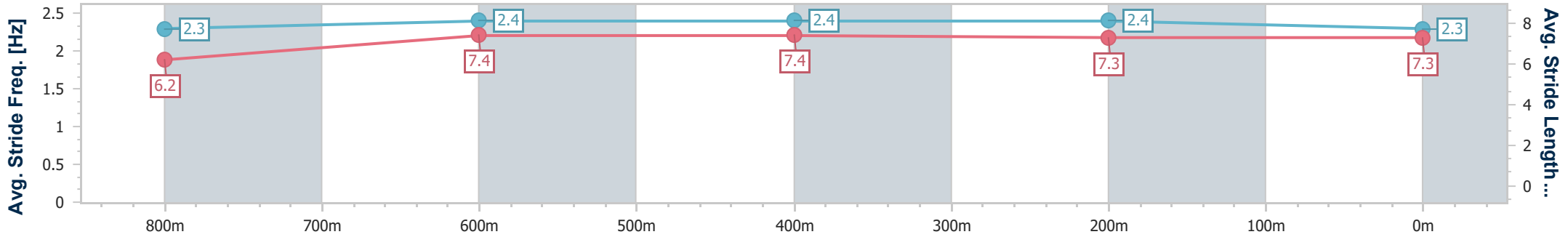
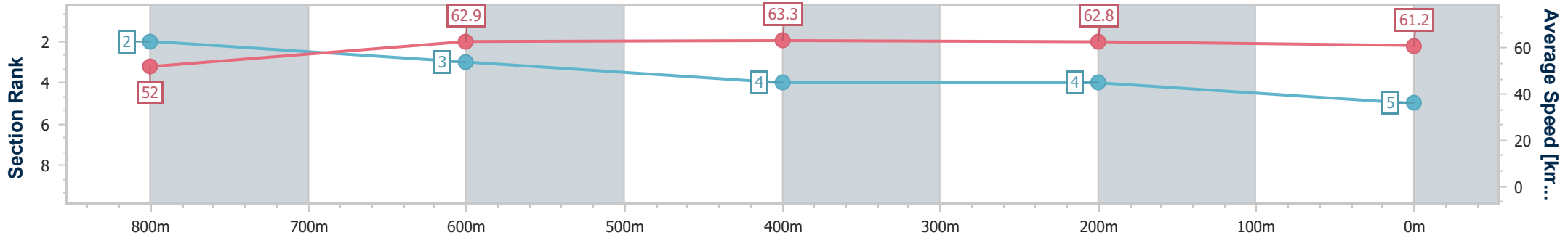
Toowoomba QLD Professional
 Race 4: MY FINANCIAL TRAINER RATINGS BAND 0 - 58
 Handicap - 1000m



04 November 2023 - 19:15

Track Rating: Good 4 , Weather: Fine, Rail Position: True Entire

Section	Overall	800m	600m	400m	200m
Section Times	1:00.25 [5] (0:13.90)	0:46.35 [2] (0:11.55)	0:34.80 [3] (0:11.48)	0:23.32 [4] (0:11.58)	0:11.74 [4] (0:11.74)
Average Speed [km/h]	52.0	62.9	63.3	62.8	61.2
Top Speed [km/h]	64.7	64.0	64.8	64.9	62.3
Avg. Dist. to Rail [m]	2.6	1.6	2.6	2.7	2.6
Avg. Stride Freq. [Hz]	2.3	2.4	2.4	2.4	2.3
Avg. Stride Length [m]	6.2	7.4	7.4	7.3	7.3



- [] Ranking at each section and finish
- .-.- No data available at this section
- NA No data available