



# Aquis Park Gold Coast Poly QLD Professional

## Race 1: AC-TEC SERVICES RATINGS BAND 0 - 55 Handicap - 1540m



07 November 2023 - 11:50

Track Rating: Synthetic , Weather: Fine, Rail Position: True

Section		Field Times												
		Overall	1400m	1200m	1000m	800m	600m	400m	Last 600m					
		1:33.21 (0:10.36)	1:22.85 (0:11.77)	1:11.08 (0:11.67)	0:59.41 (0:11.87)	0:47.54 (0:11.62)	0:35.92 (0:11.52)	0:24.40 (0:11.96)	0:35.92					
Rank	TAB	Horse/Jockey	Barrier	Top Speed [km/h]	Fastest Section									Distance Travelled [m]
1	2	HIT 'EM UP Jag Guthmann-Chester	7	64.2 600m	0:10.36 Overall	1:33.21 [1] (0:10.36)	1:22.85 [1] (0:11.77)	1:11.08 [1] (0:11.67)	0:59.41 [1] (0:11.87)	0:47.54 [1] (0:11.62)	0:35.92 [1] (0:11.52)	0:24.40 [1] (0:11.96)	0:35.92	
2	3	KABOOM Jai Williams	4	64.0 600m	0:10.98 Overall	1:33.82 [2] (0:10.98)	1:22.84 [6] (0:11.77)	1:11.07 [7] (0:11.64)	0:59.43 [6] (0:11.83)	0:47.60 [6] (0:11.70)	0:35.90 [7] (0:11.73)	0:24.17 [5] (0:11.89)	0:35.90	+8
3	9	BLUE VELVET Wanderson D'Avila	2	63.7 800m	0:10.60 Overall	1:34.31 [3] (0:10.60)	1:23.71 [4] (0:11.80)	1:11.91 [4] (0:11.73)	1:00.18 [4] (0:11.88)	0:48.30 [4] (0:11.62)	0:36.68 [4] (0:11.87)	0:24.81 [4] (0:12.15)	0:36.68	+3
4	11	LOUVRE LIL Andrew Spinks	1	62.7 1200m	0:11.02 Overall	1:34.63 [4] (0:11.02)	1:23.61 [7] (0:11.92)	1:11.69 [8] (0:11.62)	1:00.07 [8] (0:11.94)	0:48.13 [8] (0:11.62)	0:36.51 [8] (0:12.14)	0:24.37 [9] (0:12.04)	0:36.51	+7
5	6	SUMMER STAR Michael Cahill	9	63.7 Overall	0:10.57 Overall	1:34.70 [5] (0:10.57)	1:24.13 [3] (0:11.72)	1:12.41 [2] (0:11.65)	1:00.76 [2] (0:11.84)	0:48.92 [2] (0:11.69)	0:37.23 [2] (0:11.82)	0:25.41 [2] (0:12.50)	0:37.23	+12
6	1	FREEDOM AVENUE Stacey Callow	5	63.3 800m	0:10.53 Overall	1:34.71 [6] (0:10.53)	1:24.18 [2] (0:11.79)	1:12.39 [3] (0:11.77)	1:00.62 [3] (0:11.94)	0:48.68 [5] (0:11.64)	0:37.04 [5] (0:11.99)	0:25.05 [6] (0:12.37)	0:37.04	+12
7	10	MISS ANTARCTICA Jason Taylor	3	62.9 600m	0:10.76 Overall	1:35.19 [7] (0:10.76)	1:24.43 [5] (0:11.93)	1:12.50 [6] (0:11.71)	1:00.79 [7] (0:11.89)	0:48.90 [7] (0:11.62)	0:37.28 [6] (0:11.95)	0:25.33 [7] (0:12.21)	0:37.28	+3
8	8	JESTER STATEMENT Chris Meehan	11	63.9 600m	0:11.32 Overall	1:35.34 [8] (0:11.32)	1:24.02 [9] (0:11.81)	1:12.21 [9] (0:11.62)	1:00.59 [9] (0:11.84)	0:48.75 [9] (0:11.59)	0:37.16 [9] (0:11.89)	0:25.27 [8] (0:12.25)	0:37.16	+11
9	7	WHISTLE HOFF Cecily Eaton	10	64.3 600m	0:11.02 Overall	1:35.52 [9] (0:11.02)	1:24.50 [7] (0:11.47)	1:13.03 [5] (0:11.70)	1:01.33 [5] (0:11.78)	0:49.55 [3] (0:11.56)	0:37.99 [3] (0:11.89)	0:26.10 [3] (0:12.60)	0:37.99	+18

Scratched: Master Red (#4), Shotgun Diva (#5)

[ ] Ranking at each section and finish  
 -:-:- No data available at this section  
 NA No data available

SCN Saddle cloth number  
 DNF Did not finish  
 DNT Did not track



# Aquis Park Gold Coast Poly QLD Professional

## Race 1: AC-TEC SERVICES RATINGS BAND 0 - 55 Handicap - 1540m

07 November 2023 - 11:50



Track Rating: Synthetic , Weather: Fine, Rail Position: True

Section							200m			Last 600m
Field Times							0:12.44			0:35.92
							(0:12.44)			
Rank	TAB	Horse/Jockey	Barrier	Top Speed [km/h]	Fastest Section	Margin			Distance Travelled [m]	
1	2	<b>HIT 'EM UP</b>	7	64.2	0:10.36	0:12.44 [1]	1:33.21		0:35.92	
		Jag Guthmann-Chester		600m	Overall	(0:12.44)				
2	3	<b>KABOOM</b>	4	64.0	0:10.98	0:12.28 [2]	3.5L		0:35.90 +8	
		Jai Williams		600m	Overall	(0:12.28)				
3	9	<b>BLUE VELVET</b>	2	63.7	0:10.60	0:12.66 [3]	6.3L		0:36.68 +3	
		Wanderson D'Avila		800m	Overall	(0:12.66)				
4	11	<b>LOUVRE LIL</b>	1	62.7	0:11.02	0:12.33 [8]	8.1L		0:36.51 +7	
		Andrew Spinks		1200m	Overall	(0:12.33)				
5	6	<b>SUMMER STAR</b>	9	63.7	0:10.57	0:12.91 [4]	8.4L		0:37.23 +12	
		Michael Cahill		Overall	Overall	(0:12.91)				
6	1	<b>FREEDOM AVENUE</b>	5	63.3	0:10.53	0:12.68 [6]	8.5L		0:37.04 +12	
		Stacey Callow		800m	Overall	(0:12.68)				
7	10	<b>MISS ANTARCTICA</b>	3	62.9	0:10.76	0:13.12 [7]	11.3L		0:37.28 +3	
		Jason Taylor		600m	Overall	(0:13.12)				
8	8	<b>JESTER STATEMENT</b>	11	63.9	0:11.32	0:13.02 [9]	12.1L		0:37.16 +11	
		Chris Meehan		600m	Overall	(0:13.02)				
9	7	<b>WHISTLE HOFF</b>	10	64.3	0:11.02	0:13.50 [5]	13.1L		0:37.99 +18	
		Cecily Eaton		600m	Overall	(0:13.50)				

Scratched: Master Red (#4), Shotgun Diva (#5)

[ ] Ranking at each section and finish  
 -:-:- No data available at this section  
 NA No data available

SCN Saddle cloth number  
 DNF Did not finish  
 DNT Did not track



Horse/Jockey Name	Hit 'Em Up
Final Rank	1
Fastest Section Time (Section)	0:10.36 (Overall)
Top Speed [km/h] (Section)	64.2 (600m)
Race State	Finished



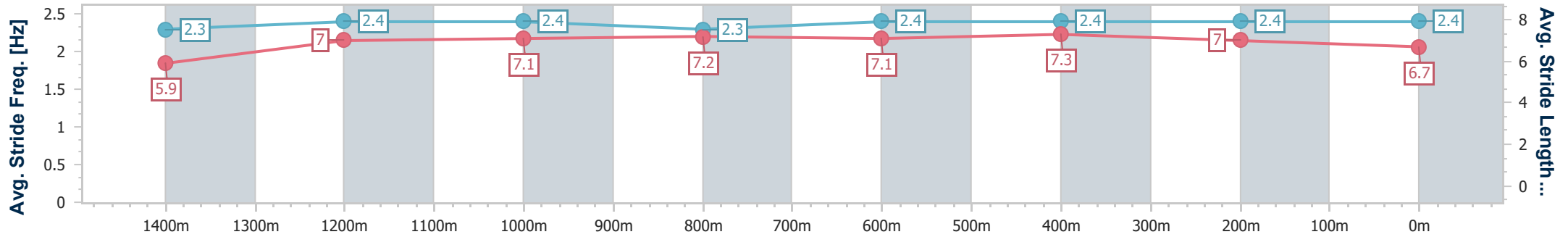
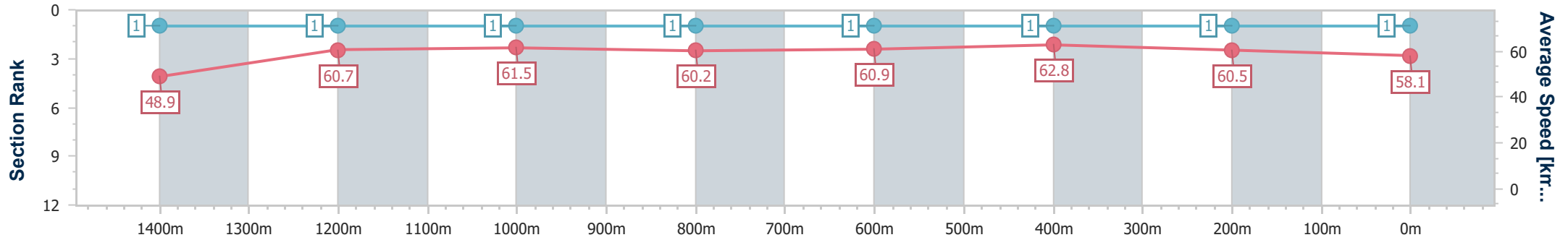
Aquis Park Gold Coast Poly QLD Professional  
Race 1: AC-TEC SERVICES RATINGS BAND 0 - 55 Handicap - 1540m



07 November 2023 - 11:50

Track Rating: Synthetic , Weather: Fine, Rail Position: True

Section	Overall	1400m	1200m	1000m	800m	600m	400m	200m
Section Times	1:33.21 [1] (0:10.36)	1:22.85 [1] (0:11.77)	1:11.08 [1] (0:11.67)	0:59.41 [1] (0:11.87)	0:47.54 [1] (0:11.62)	0:35.92 [1] (0:11.52)	0:24.40 [1] (0:11.96)	0:12.44 [1] (0:12.44)
Average Speed [km/h]	48.9	60.7	61.5	60.2	60.9	62.8	60.5	58.1
Top Speed [km/h]	64.0	63.9	63.1	61.4	64.1	64.2	61.8	60.3
Avg. Dist. to Rail [m]	5.7	0.9	2.4	3.1	2.4	0.7	2.9	3.1
Avg. Stride Freq. [Hz]	2.3	2.4	2.4	2.3	2.4	2.4	2.4	2.4
Avg. Stride Length [m]	5.9	7.0	7.1	7.2	7.1	7.3	7.0	6.7



- [ ] Ranking at each section and finish
- .-.- No data available at this section
- NA No data available



Horse/Jockey Name	Kaboom
Final Rank	2
Fastest Section Time (Section)	0:10.98 (Overall)
Top Speed [km/h] (Section)	64.0 (600m)
Race State	Finished



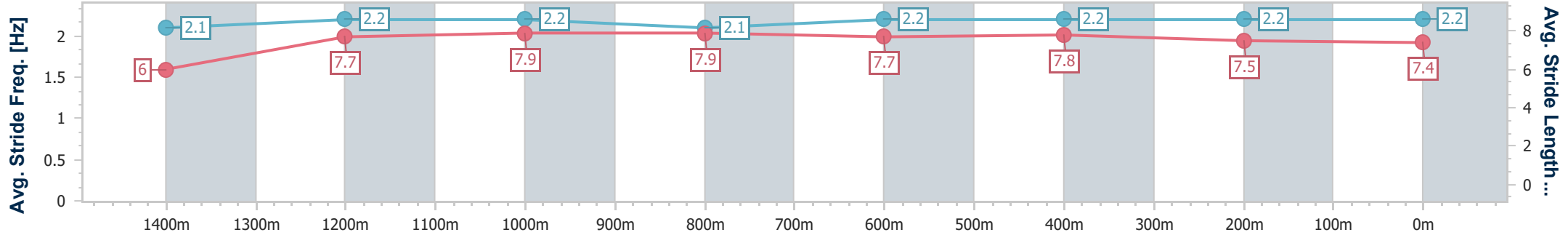
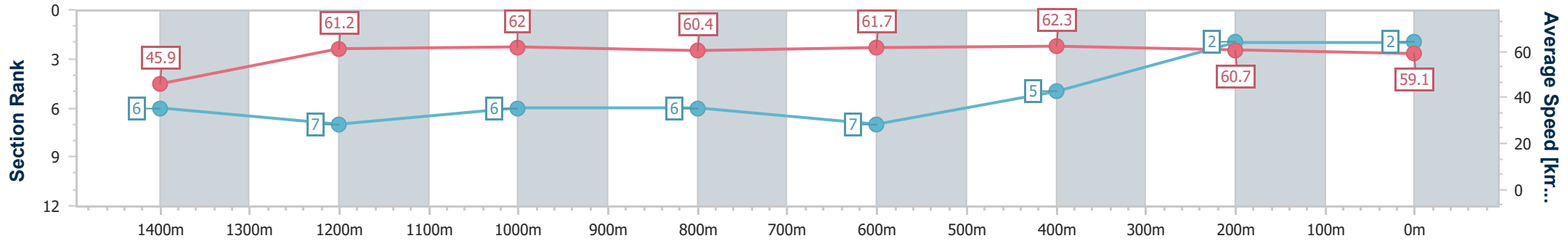
Aquis Park Gold Coast Poly QLD Professional  
Race 1: AC-TEC SERVICES RATINGS BAND 0 - 55 Handicap - 1540m



07 November 2023 - 11:50

Track Rating: Synthetic , Weather: Fine, Rail Position: True

Section	Overall	1400m	1200m	1000m	800m	600m	400m	200m
Section Times	1:33.82 [2] (0:10.98)	1:22.84 [6] (0:11.77)	1:11.07 [7] (0:11.64)	0:59.43 [6] (0:11.83)	0:47.60 [6] (0:11.70)	0:35.90 [7] (0:11.73)	0:24.17 [5] (0:11.89)	0:12.28 [2] (0:12.28)
Average Speed [km/h]	45.9	61.2	62.0	60.4	61.7	62.3	60.7	59.1
Top Speed [km/h]	60.8	62.1	62.5	61.4	63.3	64.0	61.9	60.3
Avg. Dist. to Rail [m]	4.1	0.7	0.8	1.4	1.2	2.1	3.7	3.7
Avg. Stride Freq. [Hz]	2.1	2.2	2.2	2.1	2.2	2.2	2.2	2.2
Avg. Stride Length [m]	6.0	7.7	7.9	7.9	7.7	7.8	7.5	7.4



- [ ] Ranking at each section and finish
- .-.- No data available at this section
- NA No data available



Horse/Jockey Name	Blue Velvet
Final Rank	3
Fastest Section Time (Section)	0:10.60 (Overall)
Top Speed [km/h] (Section)	63.7 (800m)
Race State	Finished



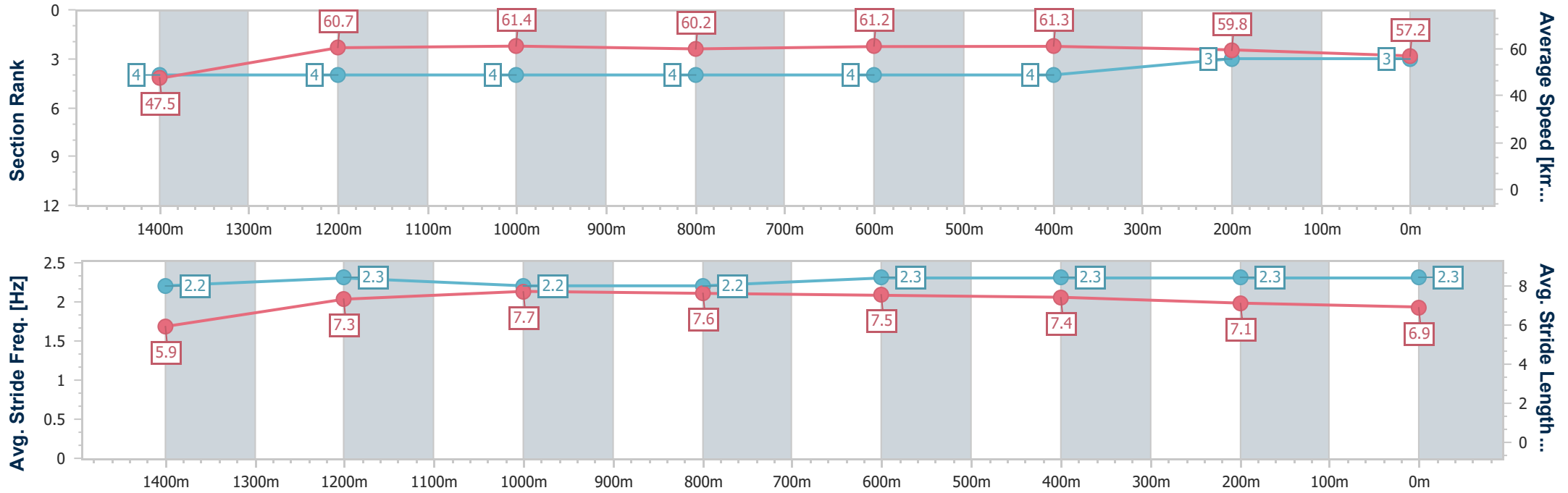
Aquis Park Gold Coast Poly QLD Professional  
Race 1: AC-TEC SERVICES RATINGS BAND 0 - 55 Handicap - 1540m



07 November 2023 - 11:50

Track Rating: Synthetic , Weather: Fine, Rail Position: True

Section	Overall	1400m	1200m	1000m	800m	600m	400m	200m
Section Times	1:34.31 [3] (0:10.60)	1:23.71 [4] (0:11.80)	1:11.91 [4] (0:11.73)	1:00.18 [4] (0:11.88)	0:48.30 [4] (0:11.62)	0:36.68 [4] (0:11.87)	0:24.81 [4] (0:12.15)	0:12.66 [3] (0:12.66)
Average Speed [km/h]	47.5	60.7	61.4	60.2	61.2	61.3	59.8	57.2
Top Speed [km/h]	61.3	61.4	62.4	60.5	63.7	63.6	60.5	59.0
Avg. Dist. to Rail [m]	2.2	0.8	2.0	2.3	1.7	1.3	3.6	3.3
Avg. Stride Freq. [Hz]	2.2	2.3	2.2	2.2	2.3	2.3	2.3	2.3
Avg. Stride Length [m]	5.9	7.3	7.7	7.6	7.5	7.4	7.1	6.9



- [ ] Ranking at each section and finish
- .-.- No data available at this section
- NA No data available



Horse/Jockey Name	Louvre Lil
Final Rank	4
Fastest Section Time (Section)	0:11.02 (Overall)
Top Speed [km/h] (Section)	62.7 (1200m)
Race State	Finished



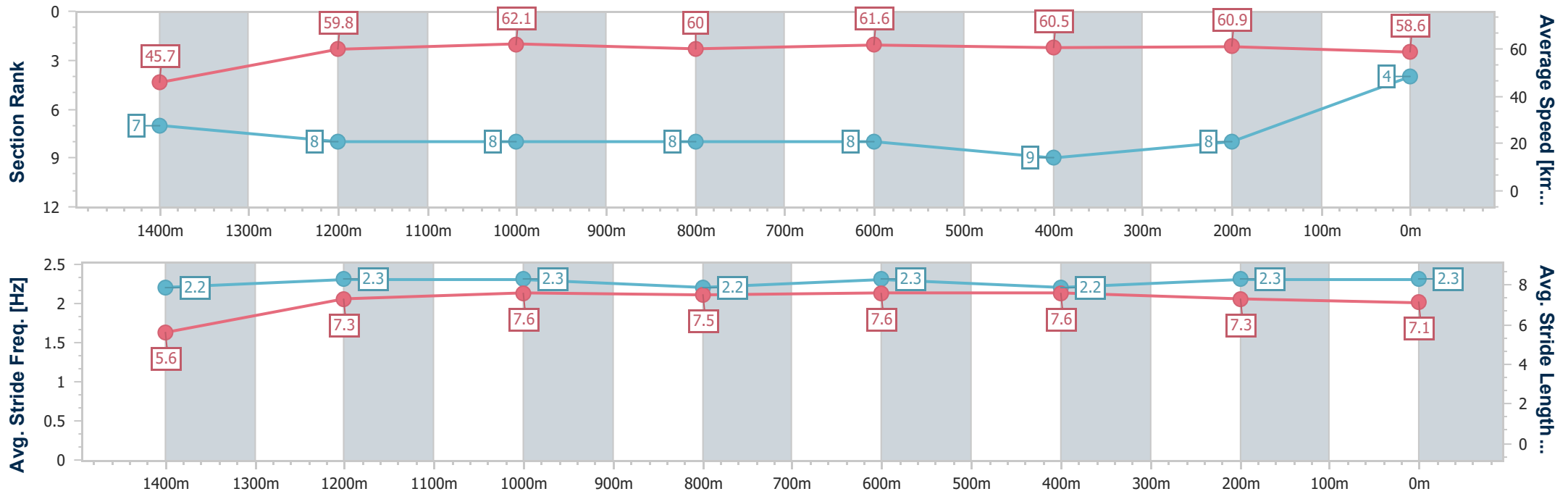
Aquis Park Gold Coast Poly QLD Professional  
Race 1: AC-TEC SERVICES RATINGS BAND 0 - 55 Handicap - 1540m



07 November 2023 - 11:50

Track Rating: Synthetic , Weather: Fine, Rail Position: True

Section	Overall	1400m	1200m	1000m	800m	600m	400m	200m
Section Times	1:34.63 [4] (0:11.02)	1:23.61 [7] (0:11.92)	1:11.69 [8] (0:11.62)	1:00.07 [8] (0:11.94)	0:48.13 [8] (0:11.62)	0:36.51 [8] (0:12.14)	0:24.37 [9] (0:12.04)	0:12.33 [8] (0:12.33)
Average Speed [km/h]	45.7	59.8	62.1	60.0	61.6	60.5	60.9	58.6
Top Speed [km/h]	59.8	61.0	62.7	61.8	62.5	62.3	61.8	61.2
Avg. Dist. to Rail [m]	1.8	1.3	2.1	1.8	1.4	3.3	8.0	8.0
Avg. Stride Freq. [Hz]	2.2	2.3	2.3	2.2	2.3	2.2	2.3	2.3
Avg. Stride Length [m]	5.6	7.3	7.6	7.5	7.6	7.6	7.3	7.1



- [ ] Ranking at each section and finish
- .-.- No data available at this section
- NA No data available



Horse/Jockey Name	Summer Star
Final Rank	5
Fastest Section Time (Section)	0:10.57 (Overall)
Top Speed [km/h] (Section)	63.7 (Overall)
Race State	Finished



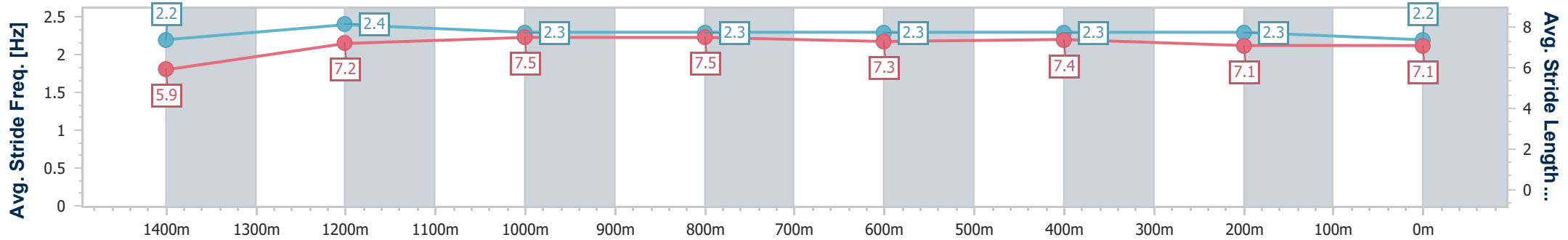
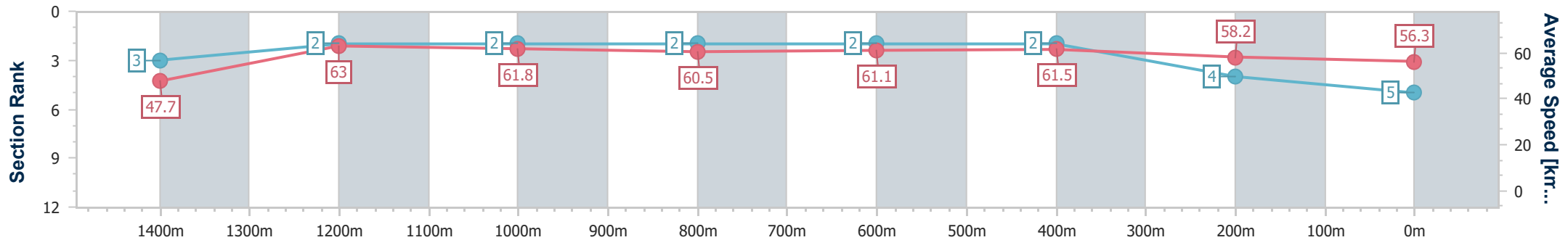
Aquis Park Gold Coast Poly QLD Professional  
Race 1: AC-TEC SERVICES RATINGS BAND 0 - 55 Handicap - 1540m



07 November 2023 - 11:50

Track Rating: Synthetic , Weather: Fine, Rail Position: True

Section	Overall	1400m	1200m	1000m	800m	600m	400m	200m
Section Times	1:34.70 [5] (0:10.57)	1:24.13 [3] (0:11.72)	1:12.41 [2] (0:11.65)	1:00.76 [2] (0:11.84)	0:48.92 [2] (0:11.69)	0:37.23 [2] (0:11.82)	0:25.41 [2] (0:12.50)	0:12.91 [4] (0:12.91)
Average Speed [km/h]	47.7	63.0	61.8	60.5	61.1	61.5	58.2	56.3
Top Speed [km/h]	63.7	63.7	62.5	61.2	63.4	63.6	59.6	57.1
Avg. Dist. to Rail [m]	8.1	2.9	0.7	0.8	1.3	1.9	5.7	6.9
Avg. Stride Freq. [Hz]	2.2	2.4	2.3	2.3	2.3	2.3	2.3	2.2
Avg. Stride Length [m]	5.9	7.2	7.5	7.5	7.3	7.4	7.1	7.1



- [ ] Ranking at each section and finish
- .-.- No data available at this section
- NA No data available



Horse/Jockey Name	Freedom Avenue
Final Rank	6
Fastest Section Time (Section)	0:10.53 (Overall)
Top Speed [km/h] (Section)	63.3 (800m)
Race State	Finished



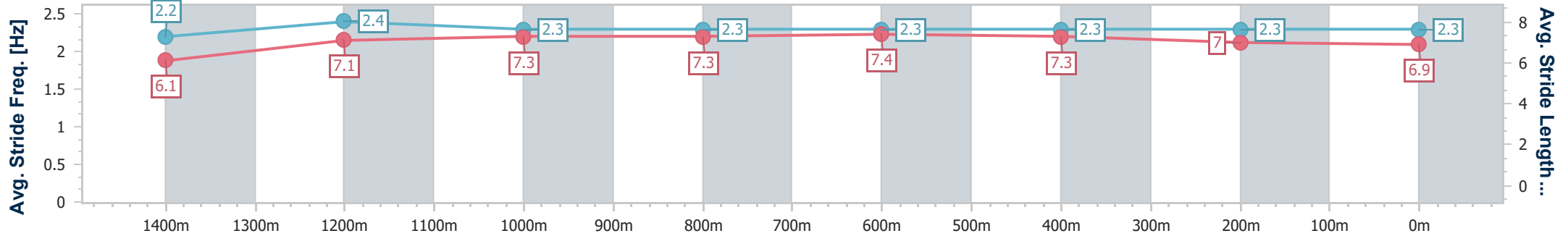
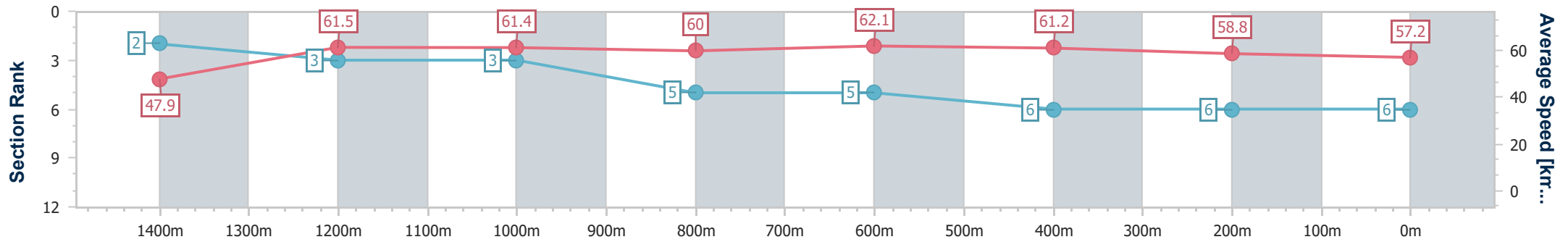
Aquis Park Gold Coast Poly QLD Professional  
Race 1: AC-TEC SERVICES RATINGS BAND 0 - 55 Handicap - 1540m



07 November 2023 - 11:50

Track Rating: Synthetic , Weather: Fine, Rail Position: True

Section	Overall	1400m	1200m	1000m	800m	600m	400m	200m
Section Times	1:34.71 [6] (0:10.53)	1:24.18 [2] (0:11.79)	1:12.39 [3] (0:11.77)	1:00.62 [3] (0:11.94)	0:48.68 [5] (0:11.64)	0:37.04 [5] (0:11.99)	0:25.05 [6] (0:12.37)	0:12.68 [6] (0:12.68)
Average Speed [km/h]	47.9	61.5	61.4	60.0	62.1	61.2	58.8	57.2
Top Speed [km/h]	61.1	62.9	62.4	61.0	63.3	62.7	60.1	58.5
Avg. Dist. to Rail [m]	5.3	1.2	0.4	0.4	1.1	3.1	4.6	4.1
Avg. Stride Freq. [Hz]	2.2	2.4	2.3	2.3	2.3	2.3	2.3	2.3
Avg. Stride Length [m]	6.1	7.1	7.3	7.3	7.4	7.3	7.0	6.9



- [ ] Ranking at each section and finish
- .-.- No data available at this section
- NA No data available





Horse/Jockey Name	Miss Antarctica
Final Rank	7
Fastest Section Time (Section)	0:10.76 (Overall)
Top Speed [km/h] (Section)	62.9 (600m)
Race State	Finished



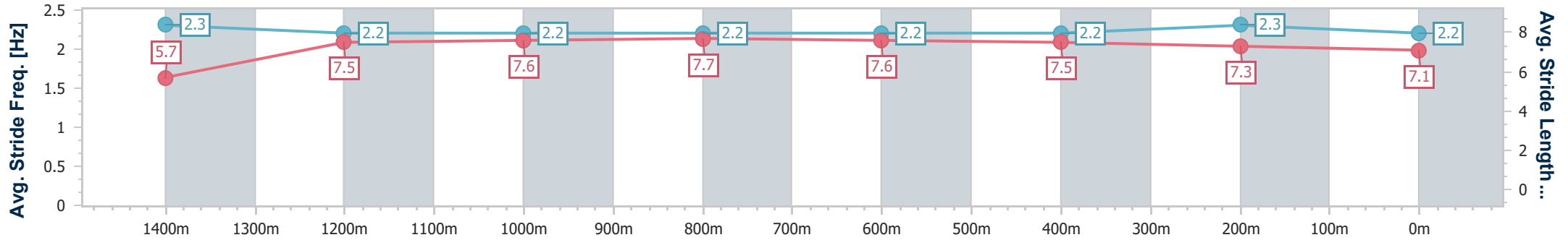
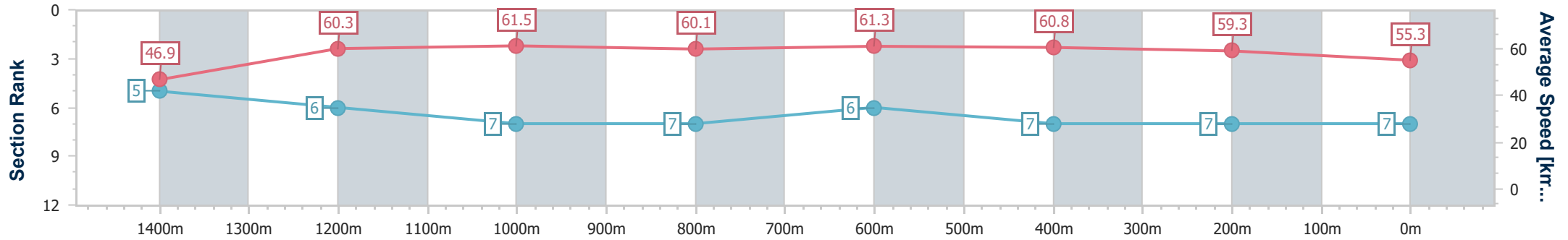
Aquis Park Gold Coast Poly QLD Professional  
Race 1: AC-TEC SERVICES RATINGS BAND 0 - 55 Handicap - 1540m



07 November 2023 - 11:50

Track Rating: Synthetic , Weather: Fine, Rail Position: True

Section	Overall	1400m	1200m	1000m	800m	600m	400m	200m
Section Times	1:35.19 [7] (0:10.76)	1:24.43 [5] (0:11.93)	1:12.50 [6] (0:11.71)	1:00.79 [7] (0:11.89)	0:48.90 [7] (0:11.62)	0:37.28 [6] (0:11.95)	0:25.33 [7] (0:12.21)	0:13.12 [7] (0:13.12)
Average Speed [km/h]	46.9	60.3	61.5	60.1	61.3	60.8	59.3	55.3
Top Speed [km/h]	60.5	60.8	62.5	61.1	62.4	62.9	60.2	57.6
Avg. Dist. to Rail [m]	3.5	0.8	1.7	2.5	1.7	1.3	3.5	3.1
Avg. Stride Freq. [Hz]	2.3	2.2	2.2	2.2	2.2	2.2	2.3	2.2
Avg. Stride Length [m]	5.7	7.5	7.6	7.7	7.6	7.5	7.3	7.1



- [ ] Ranking at each section and finish
- .-.- No data available at this section
- NA No data available



Horse/Jockey Name	Jester Statement
Final Rank	8
Fastest Section Time (Section)	0:11.32 (Overall)
Top Speed [km/h] (Section)	63.9 (600m)
Race State	Finished



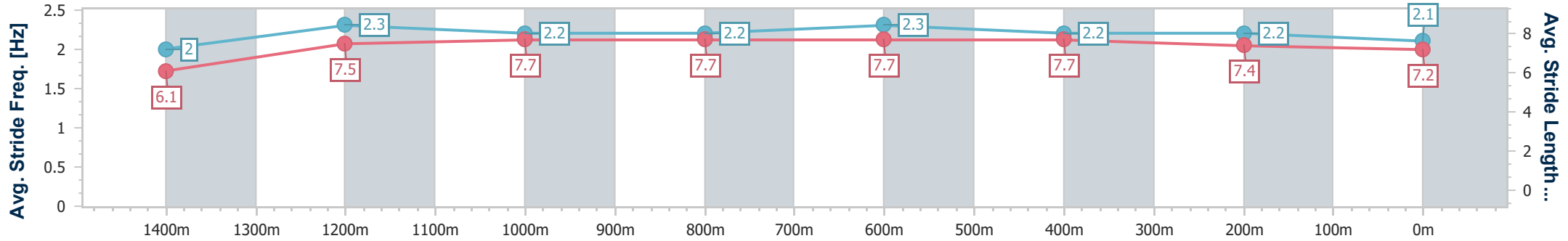
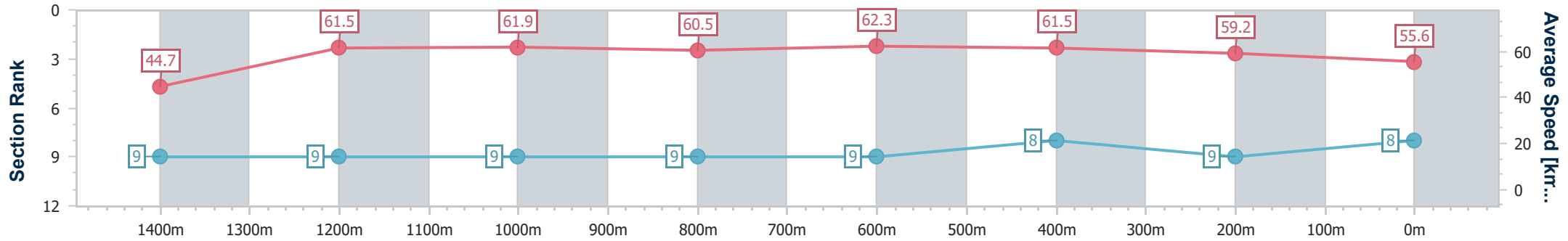
Aquis Park Gold Coast Poly QLD Professional  
 Race 1: AC-TEC SERVICES RATINGS BAND 0 - 55 Handicap - 1540m



07 November 2023 - 11:50

Track Rating: Synthetic , Weather: Fine, Rail Position: True

Section	Overall	1400m	1200m	1000m	800m	600m	400m	200m
Section Times	1:35.34 [8] (0:11.32)	1:24.02 [9] (0:11.81)	1:12.21 [9] (0:11.62)	1:00.59 [9] (0:11.84)	0:48.75 [9] (0:11.59)	0:37.16 [9] (0:11.89)	0:25.27 [8] (0:12.25)	0:13.02 [9] (0:13.02)
Average Speed [km/h]	44.7	61.5	61.9	60.5	62.3	61.5	59.2	55.6
Top Speed [km/h]	61.0	62.1	62.7	61.7	63.4	63.9	59.9	58.4
Avg. Dist. to Rail [m]	9.4	1.1	0.5	0.4	1.1	2.5	5.3	4.9
Avg. Stride Freq. [Hz]	2.0	2.3	2.2	2.2	2.3	2.2	2.2	2.1
Avg. Stride Length [m]	6.1	7.5	7.7	7.7	7.7	7.7	7.4	7.2



- [ ] Ranking at each section and finish
- .-.- No data available at this section
- NA No data available



Horse/Jockey Name	Whistle Hoff
Final Rank	9
Fastest Section Time (Section)	0:11.02 (Overall)
Top Speed [km/h] (Section)	64.3 (600m)
Race State	Finished



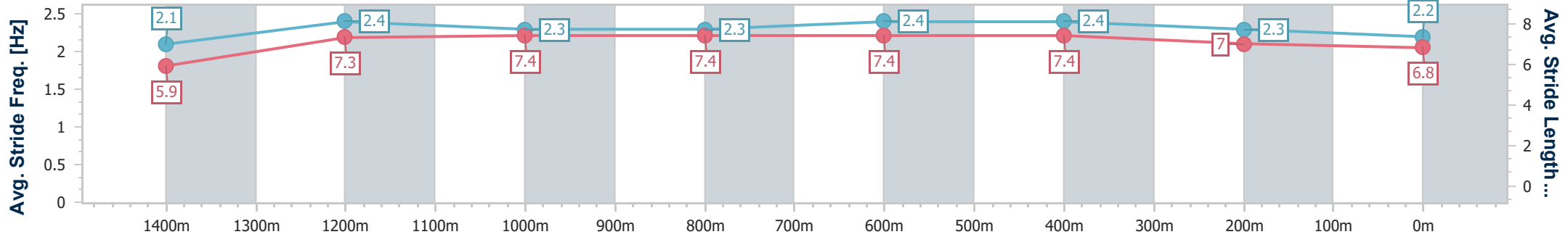
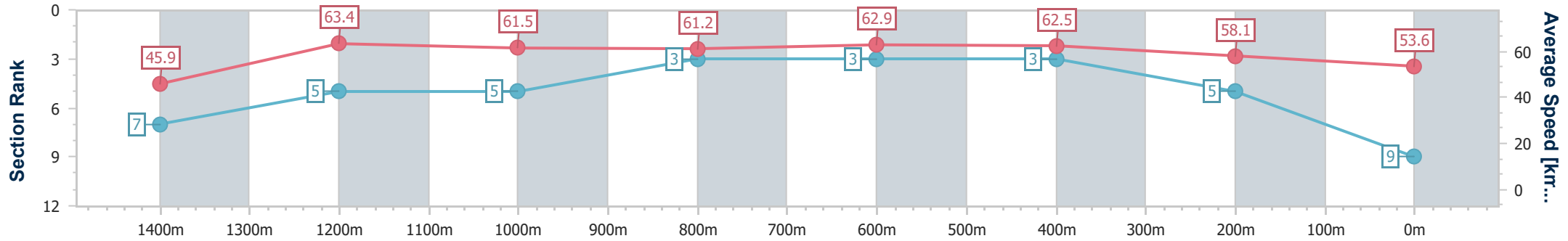
Aquis Park Gold Coast Poly QLD Professional  
Race 1: AC-TEC SERVICES RATINGS BAND 0 - 55 Handicap - 1540m



07 November 2023 - 11:50

Track Rating: Synthetic , Weather: Fine, Rail Position: True

Section	Overall	1400m	1200m	1000m	800m	600m	400m	200m
Section Times	1:35.52 [9] (0:11.02)	1:24.50 [7] (0:11.47)	1:13.03 [5] (0:11.70)	1:01.33 [5] (0:11.78)	0:49.55 [3] (0:11.56)	0:37.99 [3] (0:11.89)	0:26.10 [3] (0:12.60)	0:13.50 [5] (0:13.50)
Average Speed [km/h]	45.9	63.4	61.5	61.2	62.9	62.5	58.1	53.6
Top Speed [km/h]	62.9	64.0	62.8	62.7	63.5	64.3	60.4	56.0
Avg. Dist. to Rail [m]	7.9	1.5	1.1	0.3	2.2	5.7	8.0	8.1
Avg. Stride Freq. [Hz]	2.1	2.4	2.3	2.3	2.4	2.4	2.3	2.2
Avg. Stride Length [m]	5.9	7.3	7.4	7.4	7.4	7.4	7.0	6.8



- [ ] Ranking at each section and finish
- .-.- No data available at this section
- NA No data available