



# Aquis Park Gold Coast Poly QLD Professional

## Race 3: RBC GROUP BENCHMARK 55 Handicap - 1900m

07 November 2023 - 13:12



Track Rating: Synthetic , Weather: Fine, Rail Position: True

Section	Overall	1800m	1600m	1400m	1200m	1000m	800m	Last 600m						
Field Times	1:58.98 (0:08.25)	1:50.73 (0:11.88)	1:38.85 (0:12.59)	1:26.26 (0:13.10)	1:13.16 (0:12.83)	1:00.33 (0:12.44)	0:47.89 (0:12.05)	0:35.84						
Rank	TAB	Horse/Jockey	Barrier	Top Speed [km/h]	Fastest Section								Distance Travelled [m]	
1	7	<b>IDLING BY</b> Jai Williams	6	64.0 600m	0:08.25 Overall	1:58.98 [1] (0:08.25)	1:50.73 [1] (0:11.88)	1:38.85 [1] (0:12.59)	1:26.26 [1] (0:13.30)	1:12.96 [2] (0:12.77)	1:00.19 [2] (0:12.59)	0:47.60 [2] (0:11.92)	0:35.68	
2	6	<b>OSAKA MISS</b> Stacey Callow	4	63.7 600m	0:09.46 Overall	1:59.19 [2] (0:09.46)	1:49.73 [4] (0:11.74)	1:37.99 [4] (0:12.02)	1:25.97 [4] (0:12.94)	1:13.03 [3] (0:12.76)	1:00.27 [3] (0:12.48)	0:47.79 [3] (0:12.02)	0:35.77	+11
3	5	<b>SEA OF QI</b> Michael Cahill	9	63.4 600m	0:08.29 Overall	1:59.54 [3] (0:08.29)	1:51.25 [2] (0:11.96)	1:39.29 [2] (0:12.48)	1:26.81 [2] (0:13.09)	1:13.72 [1] (0:12.83)	1:00.89 [1] (0:12.44)	0:48.45 [1] (0:12.05)	0:36.40	+12
4	9	<b>EVRYNOW'N'THEN</b> Cecily Eaton	5	63.0 600m	0:08.56 Overall	1:59.89 [4] (0:08.56)	1:51.33 [3] (0:12.00)	1:39.33 [3] (0:12.56)	1:26.77 [3] (0:13.24)	1:13.53 [4] (0:12.82)	1:00.71 [4] (0:12.50)	0:48.21 [4] (0:11.91)	0:36.30	+6

Scratched: Ngozi (#8), Jenni Inda Jungle (#2), Drake Passage (#4), Cue To Conquer (#1), Bay Street (#3), Magic Of Millo (#10)

[ ] Ranking at each section and finish  
 -:-:-:- No data available at this section  
 NA No data available

SCN Saddle cloth number  
 DNF Did not finish  
 DNT Did not track



# Aquis Park Gold Coast Poly QLD Professional

## Race 3: RBC GROUP BENCHMARK 55 Handicap - 1900m



07 November 2023 - 13:12

Track Rating: Synthetic , Weather: Fine, Rail Position: True

Section					600m	400m	200m				Last 600m
Field Times					0:35.84 (0:11.67)	0:24.17 (0:11.91)	0:12.26 (0:12.26)				0:35.84
Rank	TAB	Horse/Jockey	Barrier	Top Speed [km/h]	Fastest Section	Margin			Distance Travelled [m]		
1	7	<b>IDLING BY</b> Jai Williams	6	64.0 600m	0:08.25 Overall	0:35.68 [2] (0:11.51)	0:24.17 [2] (0:11.91)	0:12.26 [1] (0:12.26)	1:58.98		0:35.68
2	6	<b>OSAKA MISS</b> Stacey Callow	4	63.7 600m	0:09.46 Overall	0:35.77 [3] (0:11.61)	0:24.16 [3] (0:11.97)	0:12.19 [3] (0:12.19)	1L		0:35.77 +11
3	5	<b>SEA OF QI</b> Michael Cahill	9	63.4 600m	0:08.29 Overall	0:36.40 [1] (0:11.67)	0:24.73 [1] (0:12.10)	0:12.63 [2] (0:12.63)	3L		0:36.40 +12
4	9	<b>EVRYNOW'N'THEN</b> Cecily Eaton	5	63.0 600m	0:08.56 Overall	0:36.30 [4] (0:11.72)	0:24.58 [4] (0:12.16)	0:12.42 [4] (0:12.42)	5L		0:36.30 +6

Scratched: Ngozi (#8), Jenni Inda Jungle (#2), Drake Passage (#4), Cue To Conquer (#1), Bay Street (#3), Magic Of Millo (#10)



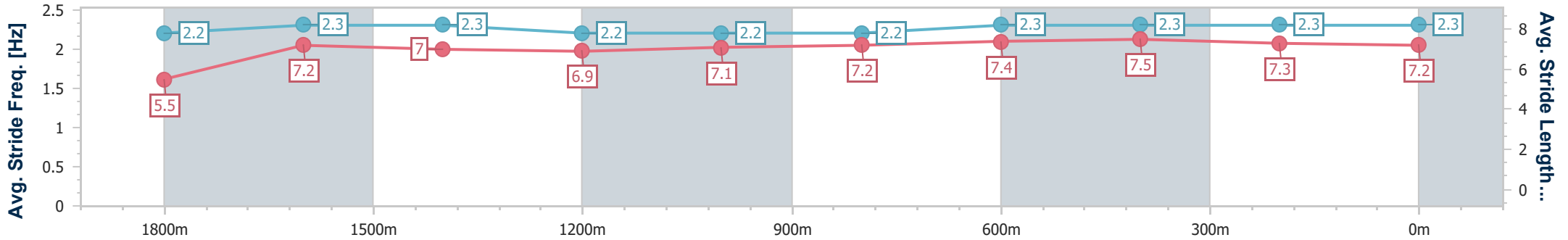
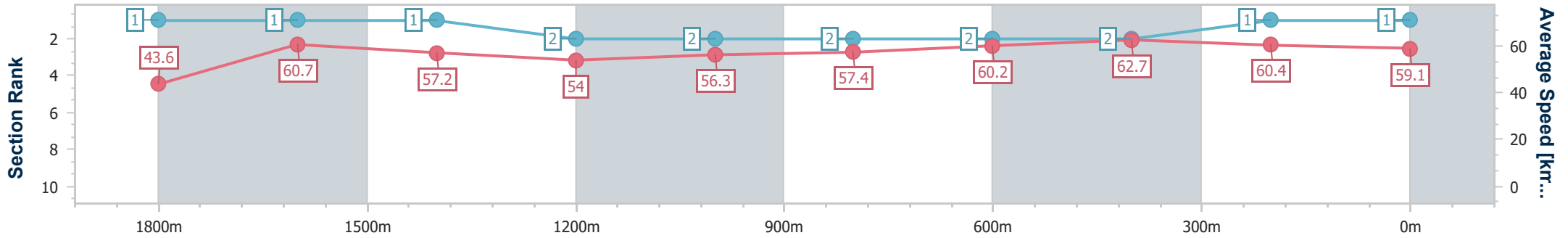
Horse/Jockey Name	Idling By
Final Rank	1
Fastest Section Time (Section)	0:08.25 (Overall)
Top Speed [km/h] (Section)	64.0 (600m)
Race State	Finished



**Aquis Park Gold Coast Poly QLD Professional**  
**Race 3: RBC GROUP BENCHMARK 55 Handicap - 1900m**  
 07 November 2023 - 13:12  
 Track Rating: Synthetic , Weather: Fine, Rail Position: True



Section	Overall	1800m	1600m	1400m	1200m	1000m	800m	600m	400m	200m
Section Times	1:58.98 [1] (0:08.25)	1:50.73 [1] (0:11.88)	1:38.85 [1] (0:12.59)	1:26.26 [1] (0:13.30)	1:12.96 [2] (0:12.77)	1:00.19 [2] (0:12.59)	0:47.60 [2] (0:11.92)	0:35.68 [2] (0:11.51)	0:24.17 [2] (0:11.91)	0:12.26 [1] (0:12.26)
Average Speed [km/h]	43.6	60.7	57.2	54.0	56.3	57.4	60.2	62.7	60.4	59.1
Top Speed [km/h]	59.5	62.6	58.5	55.7	57.2	58.3	63.4	64.0	61.6	59.8
Avg. Dist. to Rail [m]	3.3	0.6	0.3	0.3	0.4	0.4	0.2	0.1	0.7	2.2
Avg. Stride Freq. [Hz]	2.2	2.3	2.3	2.2	2.2	2.2	2.3	2.3	2.3	2.3
Avg. Stride Length [m]	5.5	7.2	7.0	6.9	7.1	7.2	7.4	7.5	7.3	7.2



- [ ] Ranking at each section and finish
- .-.- No data available at this section
- NA No data available



Horse/Jockey Name	Osaka Miss
Final Rank	2
Fastest Section Time (Section)	0:09.46 (Overall)
Top Speed [km/h] (Section)	63.7 (600m)
Race State	Finished



Aquis Park Gold Coast Poly QLD Professional

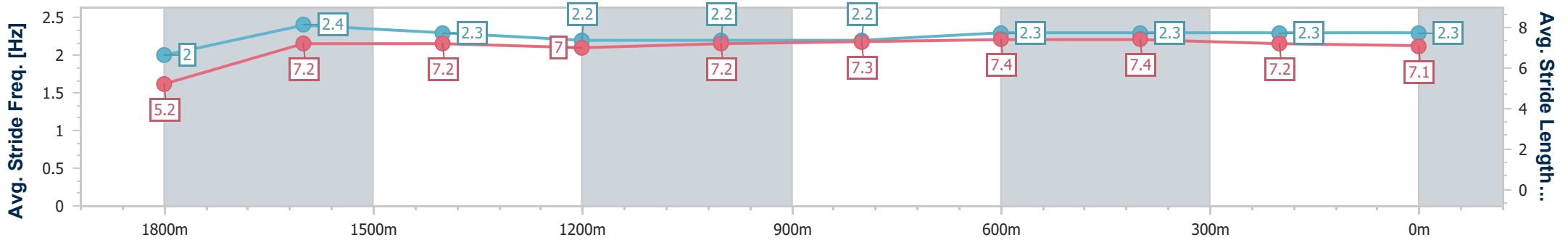
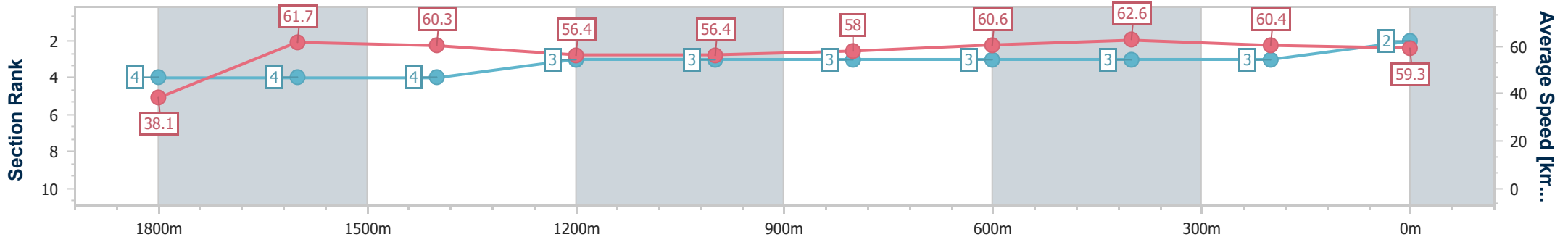
Race 3: RBC GROUP BENCHMARK 55 Handicap - 1900m



07 November 2023 - 13:12

Track Rating: Synthetic , Weather: Fine, Rail Position: True

Section	Overall	1800m	1600m	1400m	1200m	1000m	800m	600m	400m	200m
Section Times	1:59.19 [2] (0:09.46)	1:49.73 [4] (0:11.74)	1:37.99 [4] (0:12.02)	1:25.97 [4] (0:12.94)	1:13.03 [3] (0:12.76)	1:00.27 [3] (0:12.48)	0:47.79 [3] (0:12.02)	0:35.77 [3] (0:11.61)	0:24.16 [3] (0:11.97)	0:12.19 [3] (0:12.19)
Average Speed [km/h]	38.1	61.7	60.3	56.4	56.4	58.0	60.6	62.6	60.4	59.3
Top Speed [km/h]	58.0	62.8	61.1	58.4	58.2	59.4	62.3	63.7	61.9	61.0
Avg. Dist. to Rail [m]	2.3	2.9	2.4	1.8	1.7	1.4	2.1	2.0	2.9	5.9
Avg. Stride Freq. [Hz]	2.0	2.4	2.3	2.2	2.2	2.2	2.3	2.3	2.3	2.3
Avg. Stride Length [m]	5.2	7.2	7.2	7.0	7.2	7.3	7.4	7.4	7.2	7.1



- [ ] Ranking at each section and finish
- .-.- No data available at this section
- NA No data available



Horse/Jockey Name	Sea Of Qi
Final Rank	3
Fastest Section Time (Section)	0:08.29 (Overall)
Top Speed [km/h] (Section)	63.4 (600m)
Race State	Finished



Aquis Park Gold Coast Poly QLD Professional

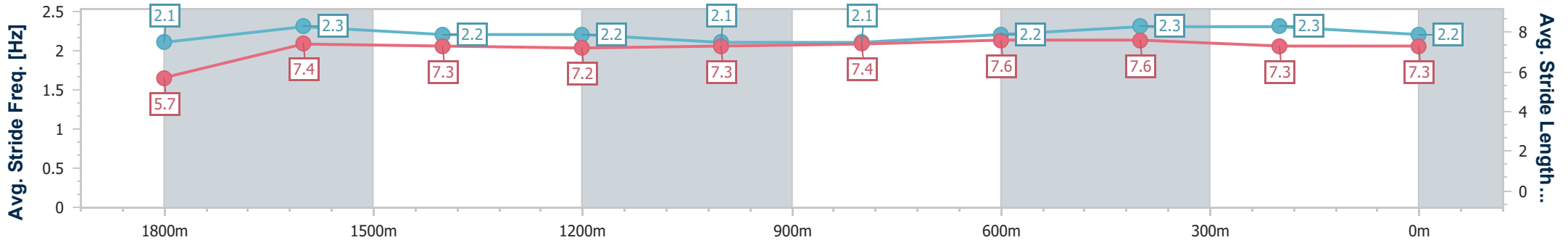
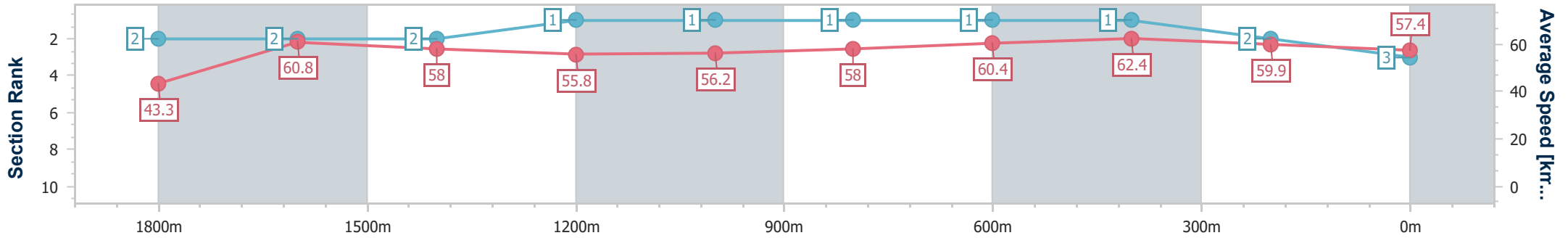
Race 3: RBC GROUP BENCHMARK 55 Handicap - 1900m



07 November 2023 - 13:12

Track Rating: Synthetic , Weather: Fine, Rail Position: True

Section	Overall	1800m	1600m	1400m	1200m	1000m	800m	600m	400m	200m
Section Times	1:59.54 [3] (0:08.29)	1:51.25 [2] (0:11.96)	1:39.29 [2] (0:12.48)	1:26.81 [2] (0:13.09)	1:13.72 [1] (0:12.83)	1:00.89 [1] (0:12.44)	0:48.45 [1] (0:12.05)	0:36.40 [1] (0:11.67)	0:24.73 [1] (0:12.10)	0:12.63 [2] (0:12.63)
Average Speed [km/h]	43.3	60.8	58.0	55.8	56.2	58.0	60.4	62.4	59.9	57.4
Top Speed [km/h]	59.7	61.5	59.3	56.6	57.2	59.0	62.6	63.4	60.7	59.2
Avg. Dist. to Rail [m]	4.9	2.6	2.2	2.2	1.4	1.2	2.0	2.3	3.1	4.0
Avg. Stride Freq. [Hz]	2.1	2.3	2.2	2.2	2.1	2.1	2.2	2.3	2.3	2.2
Avg. Stride Length [m]	5.7	7.4	7.3	7.2	7.3	7.4	7.6	7.6	7.3	7.3



- [ ] Ranking at each section and finish
- .-.- No data available at this section
- NA No data available



Horse/Jockey Name	Evrynow'n'then
Final Rank	4
Fastest Section Time (Section)	0:08.56 (Overall)
Top Speed [km/h] (Section)	63.0 (600m)
Race State	Finished



Aquis Park Gold Coast Poly QLD Professional

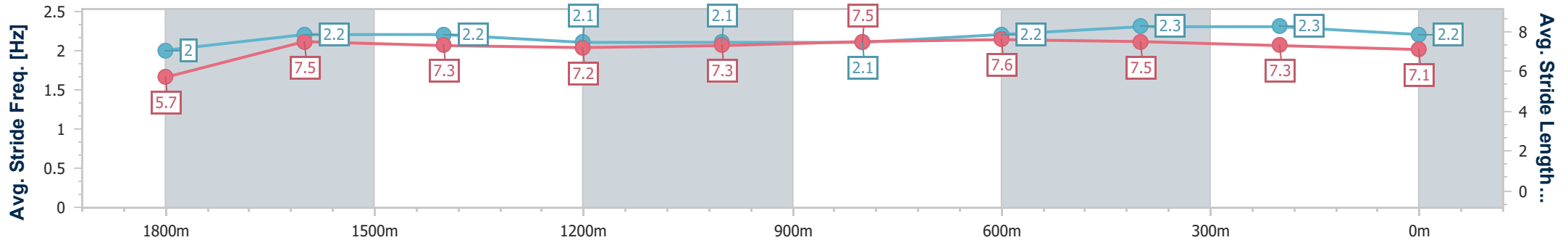
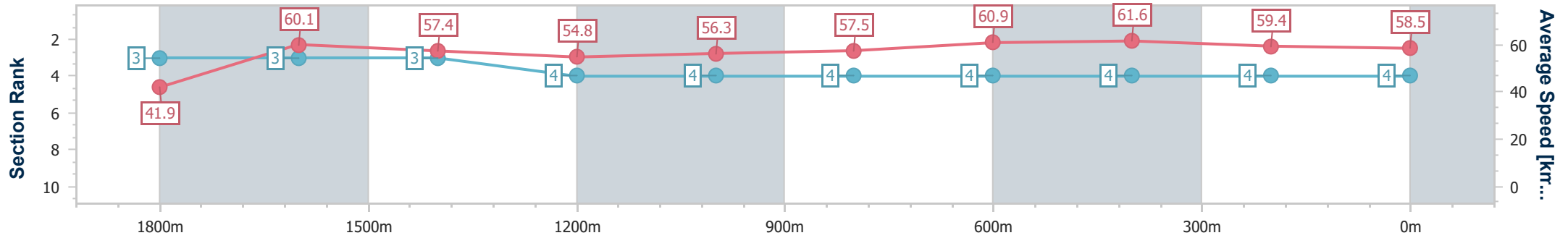
Race 3: RBC GROUP BENCHMARK 55 Handicap - 1900m



07 November 2023 - 13:12

Track Rating: Synthetic , Weather: Fine, Rail Position: True

Section	Overall	1800m	1600m	1400m	1200m	1000m	800m	600m	400m	200m			
Section Times	1:59.89 [4] (0:08.56)	1:51.33 [3] (0:12.00)	1:39.33 [3] (0:12.56)	1:26.77 [3] (0:13.24)	1:13.53 [4] (0:12.82)	1:00.71 [4] (0:12.50)	0:48.21 [4] (0:11.91)	0:36.30 [4] (0:11.72)	0:24.58 [4] (0:12.16)	0:12.42 [4] (0:12.42)			
Average Speed [km/h]	41.9	60.1	57.4	54.8	56.3	57.5	60.9	61.6	59.4	58.5			
Top Speed [km/h]	56.8	61.7	58.6	56.0	57.4	58.4	62.6	63.0	60.1	59.6			
Avg. Dist. to Rail [m]	2.8	1.8	1.1	0.8	1.0	0.8	0.9	1.1	3.8	7.0			
Avg. Stride Freq. [Hz]	2.0	2.2	2.2	2.1	2.1	2.1	2.2	2.3	2.3	2.2			
Avg. Stride Length [m]	5.7	7.5	7.3	7.2	7.3	7.5	7.6	7.5	7.3	7.1			



- [ ] Ranking at each section and finish
- .-.-.- No data available at this section
- NA No data available