

# Aquis Park Gold Coast Poly QLD Professional

## Race 6: EAST COAST CONCRETE Maiden Handicap - 1540m

07 November 2023 - 15:48

Track Rating: Synthetic , Weather: Fine, Rail Position: True

Section		Overall	1400m	1200m	1000m	800m	600m	400m	Last 600m				
Field Times		1:34.07 (0:10.29)	1:23.78 (0:11.61)	1:12.17 (0:11.25)	1:00.92 (0:11.77)	0:49.15 (0:11.91)	0:37.24 (0:11.93)	0:25.31 (0:12.34)	0:37.24				
Rank	TAB Horse/Jockey	Barrier	Top Speed [km/h]	Fastest Section									Distance Travelled [m]
1	7 <b>MAGIC OF MILLO</b> Stacey Callow	6	65.7 1400m	0:10.57 Overall	1:34.07 [1] (0:10.57)	1:23.50 [3] (0:11.33)	1:12.17 [1] (0:11.25)	1:00.92 [1] (0:11.77)	0:49.15 [1] (0:11.91)	0:37.24 [1] (0:11.93)	0:25.31 [1] (0:12.34)	0:37.24	
2	4 <b>PIG IN THE CITY</b> Jai Williams	5	63.7 1200m	0:10.40 Overall	1:34.59 [2] (0:10.40)	1:24.19 [2] (0:11.86)	1:12.33 [3] (0:11.48)	1:00.85 [3] (0:11.57)	0:49.28 [3] (0:11.86)	0:37.42 [3] (0:11.84)	0:25.58 [2] (0:12.46)	0:37.42	-2
3	5 <b>ANOTHERLOVELYDAY</b> Wanderson D'Avila	1	65.1 1200m	0:10.29 Overall	1:34.67 [3] (0:10.29)	1:24.38 [1] (0:11.83)	1:12.55 [2] (0:11.27)	1:01.28 [2] (0:11.80)	0:49.48 [2] (0:11.87)	0:37.61 [2] (0:11.99)	0:25.62 [3] (0:12.56)	0:37.61	-2
4	3 <b>LUCKY JESS</b> Michael Cahill	7	64.0 1200m	0:11.02 Overall	1:34.95 [4] (0:11.02)	1:23.93 [6] (0:11.80)	1:12.13 [6] (0:11.52)	1:00.61 [6] (0:11.60)	0:49.01 [6] (0:11.89)	0:37.12 [5] (0:11.92)	0:25.20 [4] (0:12.43)	0:37.12	+11
5	9 <b>READY ENABLE</b> Cecily Eaton	3	64.4 1200m	0:10.68 Overall	1:37.01 [5] (0:10.68)	1:26.33 [5] (0:11.85)	1:14.48 [4] (0:11.53)	1:02.95 [5] (0:11.69)	0:51.26 [5] (0:11.77)	0:39.49 [4] (0:12.40)	0:27.09 [5] (0:13.16)	0:39.49	+3
6	2 <b>AVENTINE HILL</b> Chris Meehan	4	64.3 1200m	0:10.67 Overall	1:40.45 [6] (0:10.67)	1:29.78 [4] (0:11.93)	1:17.85 [5] (0:11.42)	1:06.43 [4] (0:11.69)	0:54.74 [4] (0:12.14)	0:42.60 [6] (0:12.80)	0:29.80 [6] (0:14.11)	0:42.60	+0

Scratched: Better Believe It (#6), Hit 'Em Up (#1), Oracle's Drummer (#8)

Track Rating: Synthetic , Weather: Fine, Rail Position: True

Section				200m				Last 600m	
Field Times				0:12.97 (0:12.97)				0:37.24	
Rank	TAB	Horse/Jockey	Barrier	Top Speed [km/h]	Fastest Section	Margin			Distance Travelled [m]
1	7	<b>MAGIC OF MILLO</b> Stacey Callow	6	65.7 1400m	0:10.57 Overall	0:12.97 [1] (0:12.97)	1:34.07		0:37.24
2	4	<b>PIG IN THE CITY</b> Jai Williams	5	63.7 1200m	0:10.40 Overall	0:13.12 [2] (0:13.12)	3L		0:37.42 -2
3	5	<b>ANOTHERLOVELYDAY</b> Wanderson D'Avila	1	65.1 1200m	0:10.29 Overall	0:13.06 [3] (0:13.06)	3.5L		0:37.61 -2
4	3	<b>LUCKY JESS</b> Michael Cahill	7	64.0 1200m	0:11.02 Overall	0:12.77 [4] (0:12.77)	5L		0:37.12 +11
5	9	<b>READY ENABLE</b> Cecily Eaton	3	64.4 1200m	0:10.68 Overall	0:13.93 [5] (0:13.93)	17L		0:39.49 +3
6	2	<b>AVENTINE HILL</b> Chris Meehan	4	64.3 1200m	0:10.67 Overall	0:15.69 [6] (0:15.69)	37L		0:42.60 +0

Scratched: Better Believe It (#6), Hit 'Em Up (#1), Oracle's Drummer (#8)



Horse/Jockey Name	Magic Of Millo
Final Rank	1
Fastest Section Time (Section)	0:10.57 (Overall)
Top Speed [km/h] (Section)	65.7 (1400m)
Race State	Finished



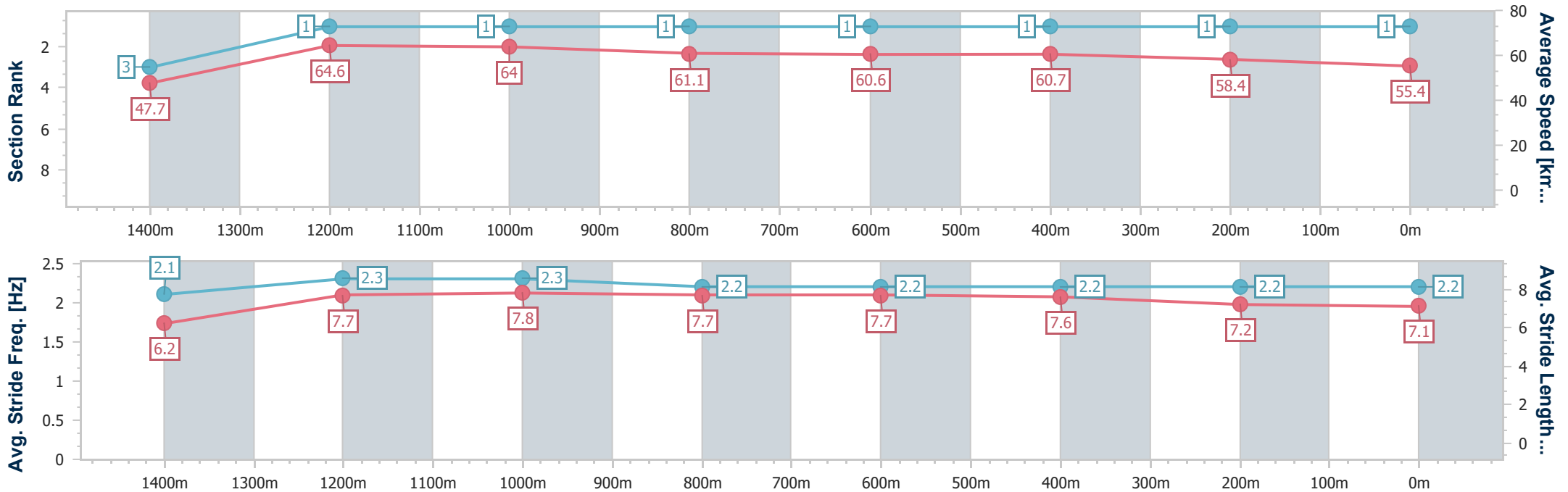
Aquis Park Gold Coast Poly QLD Professional  
Race 6: EAST COAST CONCRETE Maiden Handicap - 1540m



07 November 2023 - 15:48

Track Rating: Synthetic , Weather: Fine, Rail Position: True

Section	Overall	1400m	1200m	1000m	800m	600m	400m	200m
Section Times	1:34.07 [1] (0:10.57)	1:23.50 [3] (0:11.33)	1:12.17 [1] (0:11.25)	1:00.92 [1] (0:11.77)	0:49.15 [1] (0:11.91)	0:37.24 [1] (0:11.93)	0:25.31 [1] (0:12.34)	0:12.97 [1] (0:12.97)
Average Speed [km/h]	47.7	64.6	64.0	61.1	60.6	60.7	58.4	55.4
Top Speed [km/h]	64.2	65.7	65.7	62.2	61.3	61.7	60.4	57.4
Avg. Dist. to Rail [m]	5.4	1.7	1.3	0.7	0.7	1.1	1.2	3.8
Avg. Stride Freq. [Hz]	2.1	2.3	2.3	2.2	2.2	2.2	2.2	2.2
Avg. Stride Length [m]	6.2	7.7	7.8	7.7	7.7	7.6	7.2	7.1



- [ ] Ranking at each section and finish
- .-.- No data available at this section
- NA No data available



Horse/Jockey Name	Pig In The City
Final Rank	2
Fastest Section Time (Section)	0:10.40 (Overall)
Top Speed [km/h] (Section)	63.7 (1200m)
Race State	Finished



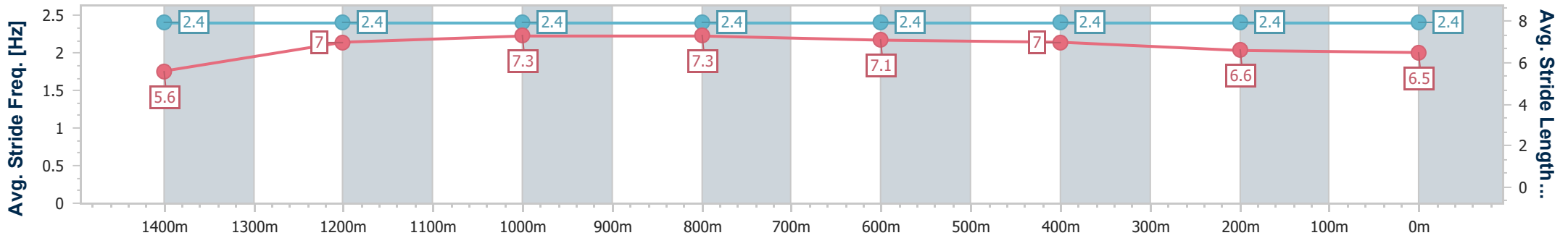
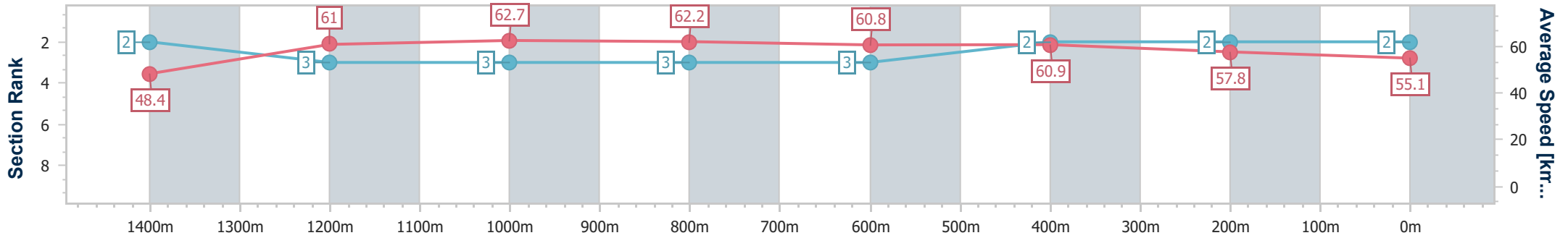
Aquis Park Gold Coast Poly QLD Professional  
 Race 6: EAST COAST CONCRETE Maiden Handicap - 1540m



07 November 2023 - 15:48

Track Rating: Synthetic , Weather: Fine, Rail Position: True

Section	Overall	1400m	1200m	1000m	800m	600m	400m	200m
Section Times	1:34.59 [2] (0:10.40)	1:24.19 [2] (0:11.86)	1:12.33 [3] (0:11.48)	1:00.85 [3] (0:11.57)	0:49.28 [3] (0:11.86)	0:37.42 [3] (0:11.84)	0:25.58 [2] (0:12.46)	0:13.12 [2] (0:13.12)
Average Speed [km/h]	48.4	61.0	62.7	62.2	60.8	60.9	57.8	55.1
Top Speed [km/h]	62.1	62.2	63.7	63.6	61.9	62.6	60.8	57.4
Avg. Dist. to Rail [m]	4.4	0.5	0.6	0.3	0.5	0.7	2.1	3.9
Avg. Stride Freq. [Hz]	2.4	2.4	2.4	2.4	2.4	2.4	2.4	2.4
Avg. Stride Length [m]	5.6	7.0	7.3	7.3	7.1	7.0	6.6	6.5



- [ ] Ranking at each section and finish
- .-.- No data available at this section
- NA No data available



Horse/Jockey Name	Anotherlovelyday
Final Rank	3
Fastest Section Time (Section)	0:10.29 (Overall)
Top Speed [km/h] (Section)	65.1 (1200m)
Race State	Finished



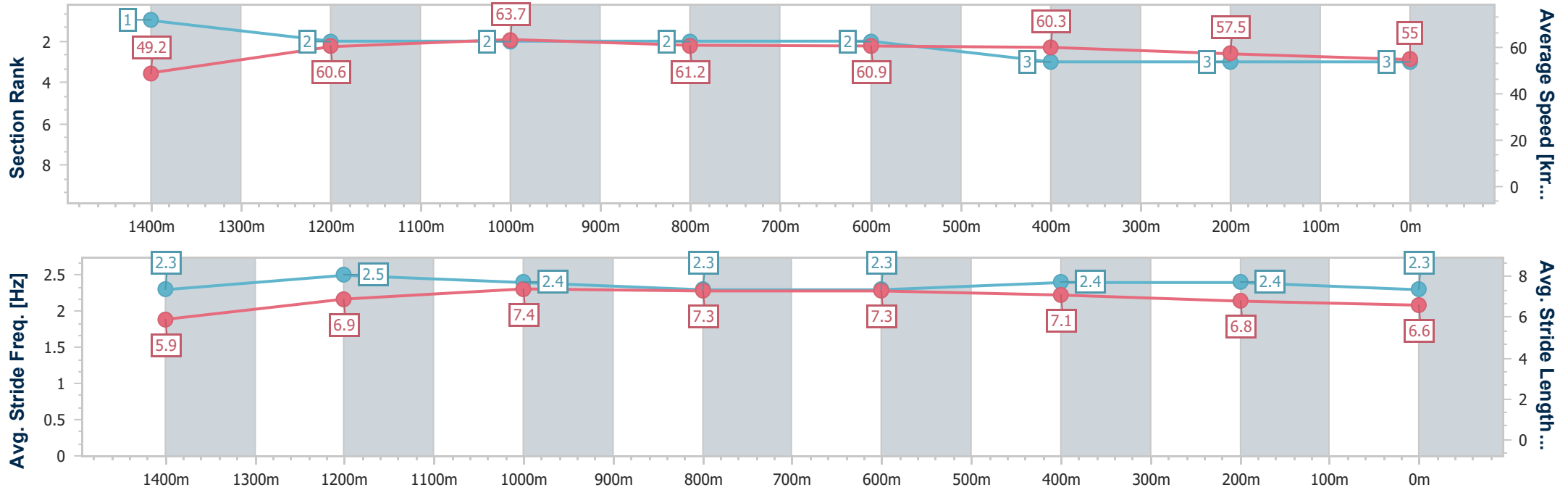
Aquis Park Gold Coast Poly QLD Professional  
Race 6: EAST COAST CONCRETE Maiden Handicap - 1540m



07 November 2023 - 15:48

Track Rating: Synthetic , Weather: Fine, Rail Position: True

Section	Overall	1400m	1200m	1000m	800m	600m	400m	200m
Section Times	1:34.67 [3] (0:10.29)	1:24.38 [1] (0:11.83)	1:12.55 [2] (0:11.27)	1:01.28 [2] (0:11.80)	0:49.48 [2] (0:11.87)	0:37.61 [2] (0:11.99)	0:25.62 [3] (0:12.56)	0:13.06 [3] (0:13.06)
Average Speed [km/h]	49.2	60.6	63.7	61.2	60.9	60.3	57.5	55.0
Top Speed [km/h]	62.7	63.5	65.1	62.9	62.1	62.9	59.1	56.1
Avg. Dist. to Rail [m]	1.3	0.3	0.6	0.5	0.7	1.7	2.3	3.4
Avg. Stride Freq. [Hz]	2.3	2.5	2.4	2.3	2.3	2.4	2.4	2.3
Avg. Stride Length [m]	5.9	6.9	7.4	7.3	7.3	7.1	6.8	6.6



- [ ] Ranking at each section and finish
- .-.- No data available at this section
- NA No data available



Horse/Jockey Name	Lucky Jess
Final Rank	4
Fastest Section Time (Section)	0:11.02 (Overall)
Top Speed [km/h] (Section)	64.0 (1200m)
Race State	Finished



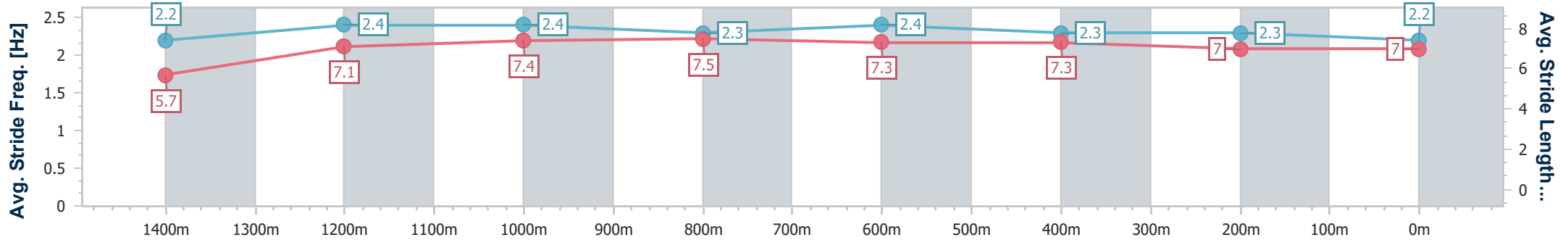
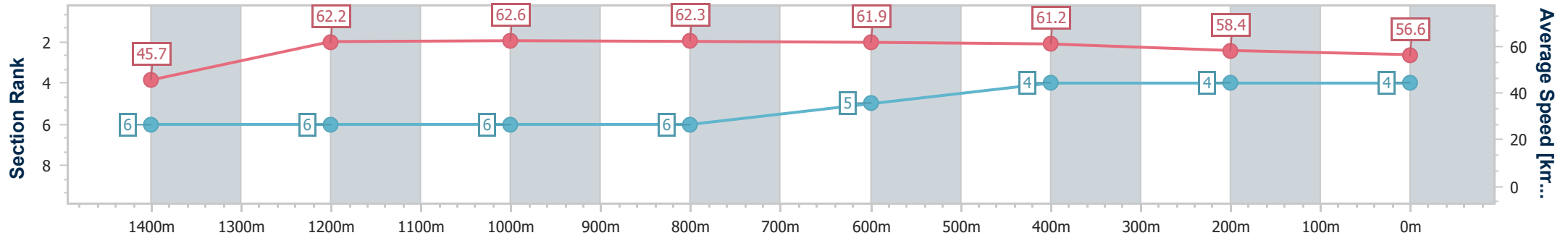
Aquis Park Gold Coast Poly QLD Professional  
 Race 6: EAST COAST CONCRETE Maiden Handicap - 1540m



07 November 2023 - 15:48

Track Rating: Synthetic , Weather: Fine, Rail Position: True

Section	Overall	1400m	1200m	1000m	800m	600m	400m	200m
Section Times	1:34.95 [4] (0:11.02)	1:23.93 [6] (0:11.80)	1:12.13 [6] (0:11.52)	1:00.61 [6] (0:11.60)	0:49.01 [6] (0:11.89)	0:37.12 [5] (0:11.92)	0:25.20 [4] (0:12.43)	0:12.77 [4] (0:12.77)
Average Speed [km/h]	45.7	62.2	62.6	62.3	61.9	61.2	58.4	56.6
Top Speed [km/h]	62.6	63.7	64.0	64.0	62.9	63.5	60.4	57.8
Avg. Dist. to Rail [m]	6.0	2.5	2.1	1.3	4.0	3.7	4.5	5.6
Avg. Stride Freq. [Hz]	2.2	2.4	2.4	2.3	2.4	2.3	2.3	2.2
Avg. Stride Length [m]	5.7	7.1	7.4	7.5	7.3	7.3	7.0	7.0



- [ ] Ranking at each section and finish
- .-.- No data available at this section
- NA No data available



Horse/Jockey Name	Ready Enable
Final Rank	5
Fastest Section Time (Section)	0:10.68 (Overall)
Top Speed [km/h] (Section)	64.4 (1200m)
Race State	Finished



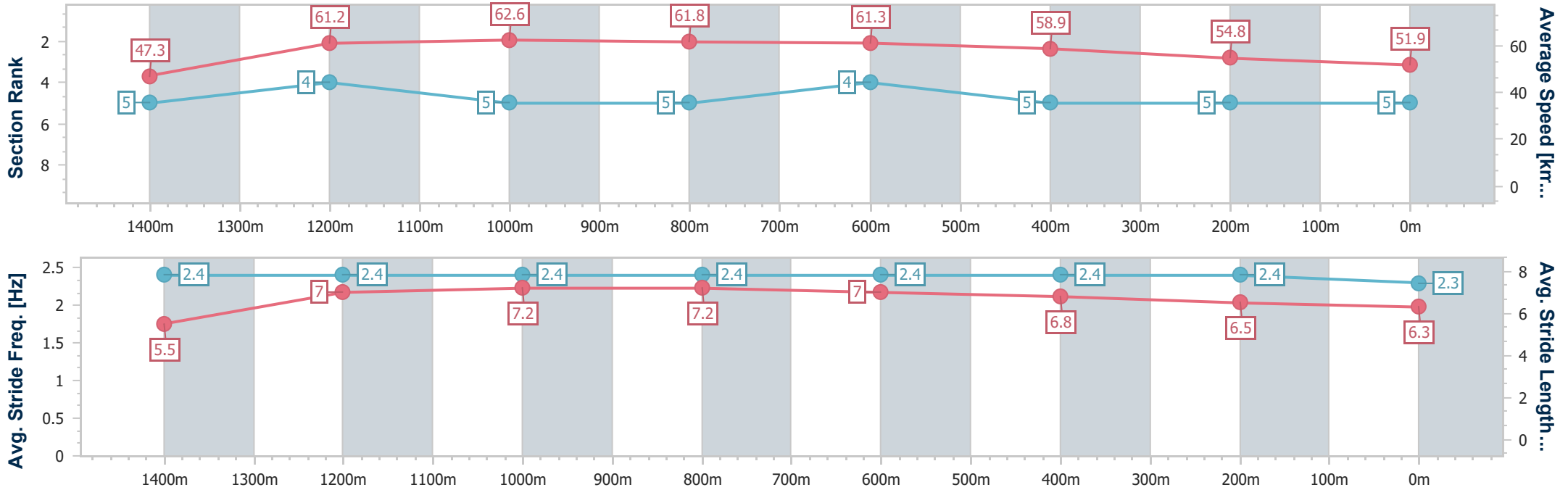
Aquis Park Gold Coast Poly QLD Professional  
 Race 6: EAST COAST CONCRETE Maiden Handicap - 1540m



07 November 2023 - 15:48

Track Rating: Synthetic , Weather: Fine, Rail Position: True

Section	Overall	1400m	1200m	1000m	800m	600m	400m	200m
Section Times	1:37.01 [5] (0:10.68)	1:26.33 [5] (0:11.85)	1:14.48 [4] (0:11.53)	1:02.95 [5] (0:11.69)	0:51.26 [5] (0:11.77)	0:39.49 [4] (0:12.40)	0:27.09 [5] (0:13.16)	0:13.93 [5] (0:13.93)
Average Speed [km/h]	47.3	61.2	62.6	61.8	61.3	58.9	54.8	51.9
Top Speed [km/h]	62.2	63.5	64.4	64.0	62.7	61.5	56.9	53.2
Avg. Dist. to Rail [m]	2.5	1.5	2.3	1.9	1.3	2.4	2.8	4.7
Avg. Stride Freq. [Hz]	2.4	2.4	2.4	2.4	2.4	2.4	2.4	2.3
Avg. Stride Length [m]	5.5	7.0	7.2	7.2	7.0	6.8	6.5	6.3



- [ ] Ranking at each section and finish
- .-.- No data available at this section
- NA No data available



Horse/Jockey Name	Aventine Hill
Final Rank	6
Fastest Section Time (Section)	0:10.67 (Overall)
Top Speed [km/h] (Section)	64.3 (1200m)
Race State	Finished



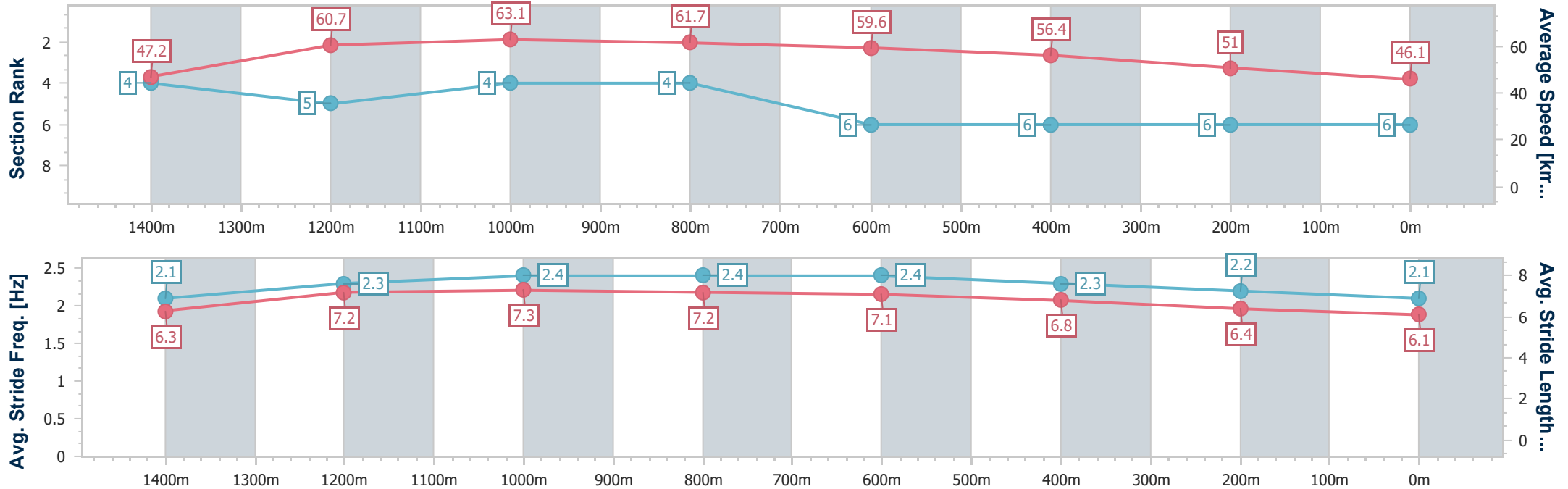
Aquis Park Gold Coast Poly QLD Professional  
Race 6: EAST COAST CONCRETE Maiden Handicap - 1540m



07 November 2023 - 15:48

Track Rating: Synthetic , Weather: Fine, Rail Position: True

Section	Overall	1400m	1200m	1000m	800m	600m	400m	200m
Section Times	1:40.45 [6] (0:10.67)	1:29.78 [4] (0:11.93)	1:17.85 [5] (0:11.42)	1:06.43 [4] (0:11.69)	0:54.74 [4] (0:12.14)	0:42.60 [6] (0:12.80)	0:29.80 [6] (0:14.11)	0:15.69 [6] (0:15.69)
Average Speed [km/h]	47.2	60.7	63.1	61.7	59.6	56.4	51.0	46.1
Top Speed [km/h]	62.6	62.5	64.3	63.2	60.8	59.5	53.2	51.4
Avg. Dist. to Rail [m]	3.4	0.6	0.7	0.3	1.4	1.2	0.8	0.8
Avg. Stride Freq. [Hz]	2.1	2.3	2.4	2.4	2.4	2.3	2.2	2.1
Avg. Stride Length [m]	6.3	7.2	7.3	7.2	7.1	6.8	6.4	6.1



- [ ] Ranking at each section and finish
- .-.- No data available at this section
- NA No data available