

Track Rating: Good 4, Weather: Fine, Rail Position: +2m Entire

Section												Last 600m				
Field Times		Overall	1200m	1000m	800m	600m	400m						0:35.41			
		1:20.44 (0:10.83)	1:09.61 (0:10.96)	0:58.65 (0:11.55)	0:47.10 (0:11.69)	0:35.41 (0:11.67)	0:23.74 (0:11.80)									
Rank	TAB	Horse/Jockey	Barrier	Top Speed [km/h]	Fastest Section											Distance Travelled [m]
1	5	ZIMO Damien Thornton	7	67.3	0:10.95	1:20.44 [1] (0:10.95)	1:09.49 [2] (0:10.97)	0:58.52 [2] (0:11.53)	0:46.99 [2] (0:11.72)	0:35.27 [2] (0:11.66)	0:23.61 [2] (0:11.67)	0:35.27				
2	6	BREMERHAVEN Ben Thompson	8	66.6	0:10.83	1:20.48 [2] (0:10.83)	1:09.65 [1] (0:10.96)	0:58.69 [1] (0:11.55)	0:47.14 [1] (0:11.69)	0:35.45 [1] (0:11.67)	0:23.78 [1] (0:11.81)	0:35.45		-2		
3	7	HEROIC SOPHIE Angela Jones	12	66.1	0:11.20	1:20.70 [3] (0:11.47)	1:09.23 [9] (0:11.20)	0:58.03 [9] (0:11.53)	0:46.50 [9] (0:11.74)	0:34.76 [9] (0:11.69)	0:23.07 [9] (0:11.71)	0:34.76		+0		
4	9	LADY SHOTGUN Michael Cahill	9	68.1	0:10.99	1:20.78 [4] (0:11.18)	1:09.60 [5] (0:10.99)	0:58.61 [5] (0:11.39)	0:47.22 [3] (0:11.71)	0:35.51 [3] (0:11.64)	0:23.87 [3] (0:11.63)	0:35.51		+5		
5	12	VIENNAWAITSFORYOU Samantha Collett	5	66.9	0:11.01	1:21.00 [5] (0:11.36)	1:09.64 [7] (0:11.01)	0:58.63 [7] (0:11.63)	0:47.00 [8] (0:11.68)	0:35.32 [8] (0:11.74)	0:23.58 [7] (0:11.91)	0:35.32		+2		
6	3	KENSHIN MARU Jim Byrne	2	65.5	0:11.04	1:21.27 [6] (0:11.04)	1:10.23 [4] (0:11.10)	0:59.13 [4] (0:11.58)	0:47.55 [5] (0:11.72)	0:35.83 [5] (0:11.74)	0:24.09 [6] (0:12.08)	0:35.83		+1		
7	10	LINDA'S MAGIC Micheal Hellyer	4	66.3	0:11.13	1:21.52 [7] (0:11.29)	1:10.23 [6] (0:11.13)	0:59.10 [8] (0:11.43)	0:47.67 [6] (0:11.66)	0:36.01 [6] (0:11.66)	0:24.35 [5] (0:12.21)	0:36.01		+3		
8	8	KOKO VALOUR Bailey Wheeler	3	66.7	0:10.92	1:22.34 [8] (0:11.39)	1:10.95 [8] (0:10.92)	1:00.03 [6] (0:11.62)	0:48.41 [7] (0:11.72)	0:36.69 [7] (0:11.81)	0:24.88 [8] (0:12.27)	0:36.69		-1		
9	11	SHE'S A FERRARI Cejay Graham	1	66.7	0:11.03	1:22.80 [9] (0:11.03)	1:11.77 [3] (0:11.04)	1:00.73 [3] (0:11.56)	0:49.17 [4] (0:11.71)	0:37.46 [4] (0:11.77)	0:25.69 [4] (0:12.38)	0:37.46		-2		

Scratched: Better Be Slick (#1), Diablo Bolt (#2), More Trouble (#4)



Ipswich QLD Professional

Race 3: TAB QTIS Three-Years-Old Maiden Plate - 1350m

09 November 2023 - 14:43



Track Rating: Good 4, Weather: Fine, Rail Position: +2m Entire

Section				200m				Last 600m	
Field Times				0:11.94 (0:11.94)				0:35.41	
Rank	TAB	Horse/Jockey	Barrier	Top Speed [km/h]	Fastest Section	Margin			Distance Travelled [m]
1	5	ZIMO Damien Thornton	7	67.3 1200m	0:10.95 Overall	0:11.94 [1] (0:11.94)	1:20.44		0:35.27
2	6	BREMERHAVEN Ben Thompson	8	66.6 1200m	0:10.83 Overall	0:11.97 [2] (0:11.97)	0.2L		0:35.45 -2
3	7	HEROIC SOPHIE Angela Jones	12	66.1 1000m	0:11.20 1200m	0:11.36 [6] (0:11.36)	1.5L		0:34.76 +0
4	9	LADY SHOTGUN Michael Cahill	9	68.1 1200m	0:10.99 1200m	0:12.24 [3] (0:12.24)	1.9L		0:35.51 +5
5	12	VIENNAWAITSFORYOU Samantha Collett	5	66.9 1200m	0:11.01 1200m	0:11.67 [5] (0:11.67)	3.2L		0:35.32 +2
6	3	KENSHIN MARU Jim Byrne	2	65.5 Overall	0:11.04 Overall	0:12.01 [4] (0:12.01)	4.7L		0:35.83 +1
7	10	LINDA'S MAGIC Micheal Hellyer	4	66.3 1000m	0:11.13 1200m	0:12.14 [7] (0:12.14)	6L		0:36.01 +3
8	8	KOKO VALOUR Bailey Wheeler	3	66.7 1200m	0:10.92 1200m	0:12.61 [9] (0:12.61)	10.8L		0:36.69 -1
9	11	SHE'S A FERRARI Cejay Graham	1	66.7 1200m	0:11.03 Overall	0:13.31 [8] (0:13.31)	13.3L		0:37.46 -2

Scratched: Better Be Slick (#1), Diablo Bolt (#2), More Trouble (#4)

[] Ranking at each section and finish
 -:-:- No data available at this section
 NA No data available

SCN Saddle cloth number
 DNF Did not finish
 DNT Did not track



Horse/Jockey Name	Zimo
Final Rank	1
Fastest Section Time (Section)	0:10.95 (Overall)
Top Speed [km/h] (Section)	67.3 (1200m)
Race State	Finished



Ipswich QLD Professional

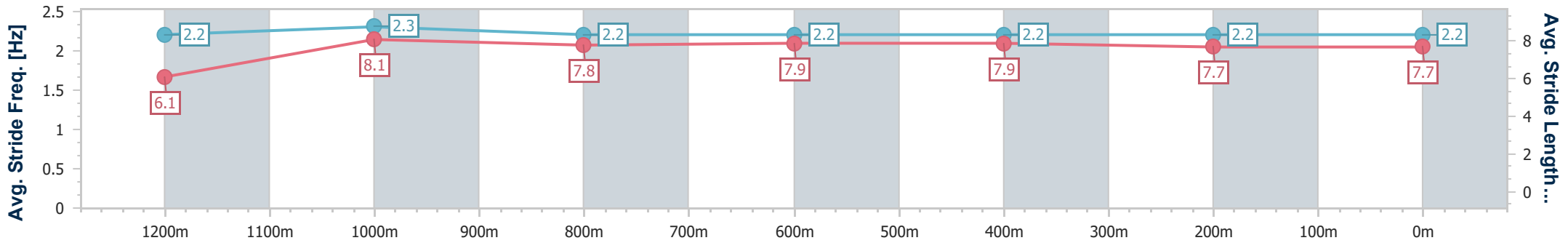
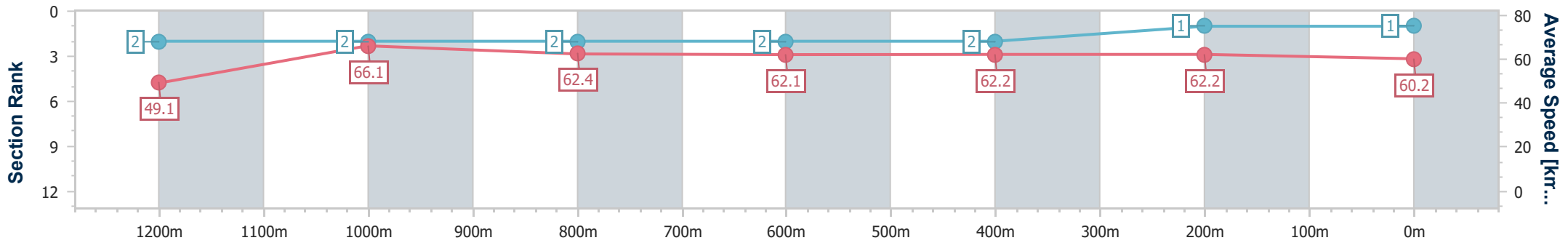
Race 3: TAB QTIS Three-Years-Old Maiden Plate - 1350m

09 November 2023 - 14:43



Track Rating: Good 4, Weather: Fine, Rail Position: +2m Entire

Section	Overall	1200m	1000m	800m	600m	400m	200m
Section Times	1:20.44 [1] (0:10.95)	1:09.49 [2] (0:10.97)	0:58.52 [2] (0:11.53)	0:46.99 [2] (0:11.72)	0:35.27 [2] (0:11.66)	0:23.61 [2] (0:11.67)	0:11.94 [1] (0:11.94)
Average Speed [km/h]	49.1	66.1	62.4	62.1	62.2	62.2	60.2
Top Speed [km/h]	65.7	67.3	64.8	62.3	62.9	63.1	61.9
Avg. Dist. to Rail [m]	4.9	3.7	1.3	2.0	2.0	3.2	2.5
Avg. Stride Freq. [Hz]	2.2	2.3	2.2	2.2	2.2	2.2	2.2
Avg. Stride Length [m]	6.1	8.1	7.8	7.9	7.9	7.7	7.7



- [] Ranking at each section and finish
- .-.-.- No data available at this section
- NA No data available



Horse/Jockey Name	Bremerhaven
Final Rank	2
Fastest Section Time (Section)	0:10.83 (Overall)
Top Speed [km/h] (Section)	66.6 (1200m)
Race State	Finished



Ipswich QLD Professional

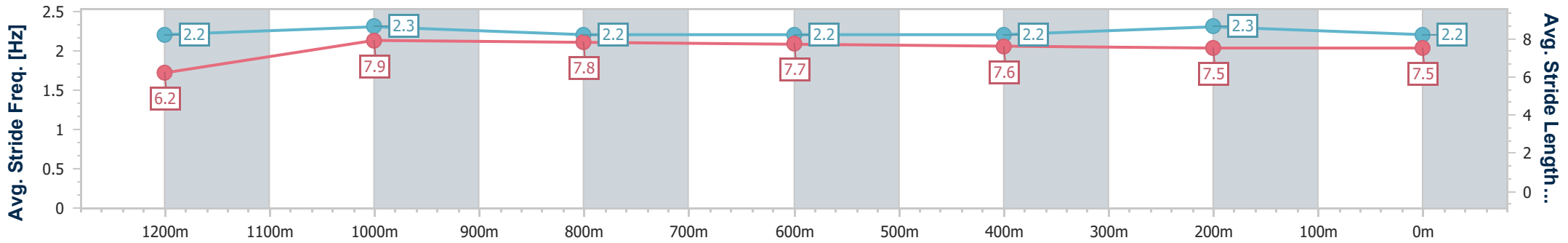
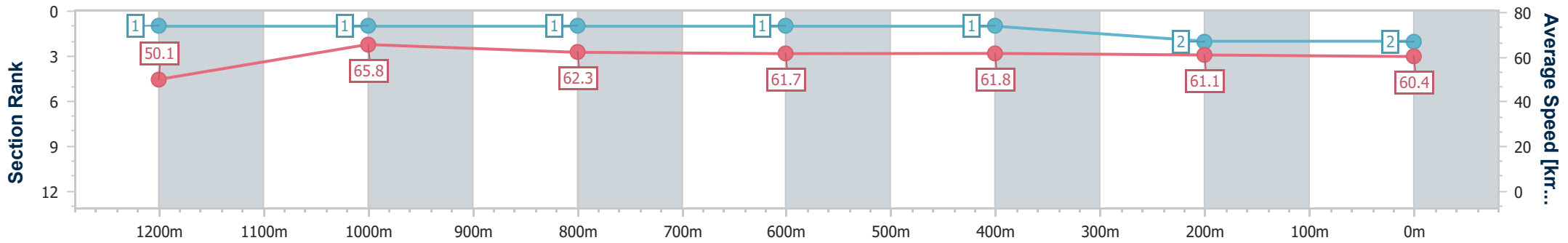
Race 3: TAB QTIS Three-Years-Old Maiden Plate - 1350m

09 November 2023 - 14:43



Track Rating: Good 4, Weather: Fine, Rail Position: +2m Entire

Section	Overall	1200m	1000m	800m	600m	400m	200m
Section Times	1:20.48 [2] (0:10.83)	1:09.65 [1] (0:10.96)	0:58.69 [1] (0:11.55)	0:47.14 [1] (0:11.69)	0:35.45 [1] (0:11.67)	0:23.78 [1] (0:11.81)	0:11.97 [2] (0:11.97)
Average Speed [km/h]	50.1	65.8	62.3	61.7	61.8	61.1	60.4
Top Speed [km/h]	65.9	66.6	64.0	62.1	62.2	62.0	61.1
Avg. Dist. to Rail [m]	6.7	3.5	0.6	0.6	1.0	0.9	0.3
Avg. Stride Freq. [Hz]	2.2	2.3	2.2	2.2	2.2	2.3	2.2
Avg. Stride Length [m]	6.2	7.9	7.8	7.7	7.6	7.5	7.5



- [] Ranking at each section and finish
- .-.- No data available at this section
- NA No data available



Horse/Jockey Name	Heroic Sophie
Final Rank	3
Fastest Section Time (Section)	0:11.20 (1200m)
Top Speed [km/h] (Section)	66.1 (1000m)
Race State	Finished



Ipswich QLD Professional

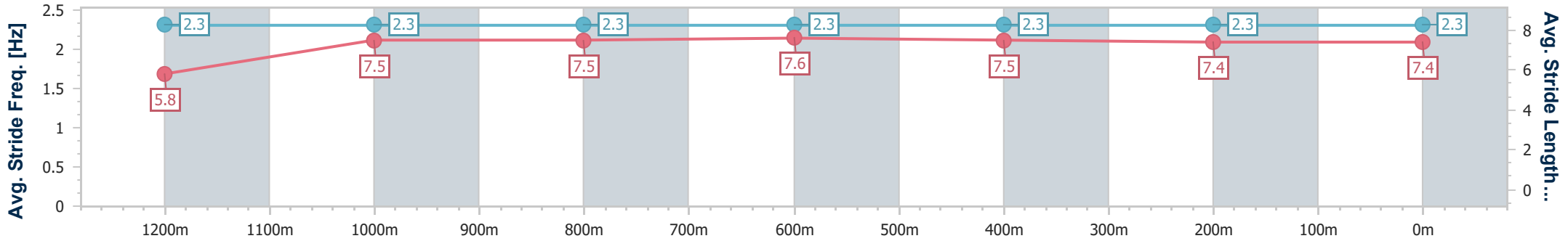
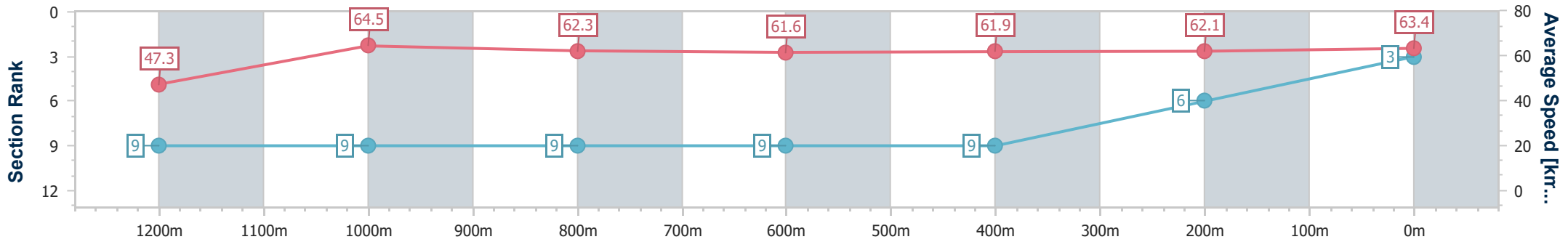
Race 3: TAB QTIS Three-Years-Old Maiden Plate - 1350m

09 November 2023 - 14:43



Track Rating: Good 4, Weather: Fine, Rail Position: +2m Entire

Section	Overall	1200m	1000m	800m	600m	400m	200m
Section Times	1:20.70 [3] (0:11.47)	1:09.23 [9] (0:11.20)	0:58.03 [9] (0:11.53)	0:46.50 [9] (0:11.74)	0:34.76 [9] (0:11.69)	0:23.07 [9] (0:11.71)	0:11.36 [6]
Average Speed [km/h]	47.3	64.5	62.3	61.6	61.9	62.1	63.4
Top Speed [km/h]	63.9	65.7	66.1	62.3	62.4	63.8	64.1
Avg. Dist. to Rail [m]	7.1	3.0	0.5	1.3	1.1	3.8	4.8
Avg. Stride Freq. [Hz]	2.3	2.3	2.3	2.3	2.3	2.3	2.3
Avg. Stride Length [m]	5.8	7.5	7.5	7.6	7.5	7.4	7.4



- [] Ranking at each section and finish
- .-.- No data available at this section
- NA No data available



Horse/Jockey Name	Lady Shotgun
Final Rank	4
Fastest Section Time (Section)	0:10.99 (1200m)
Top Speed [km/h] (Section)	68.1 (1200m)
Race State	Finished



Ipswich QLD Professional

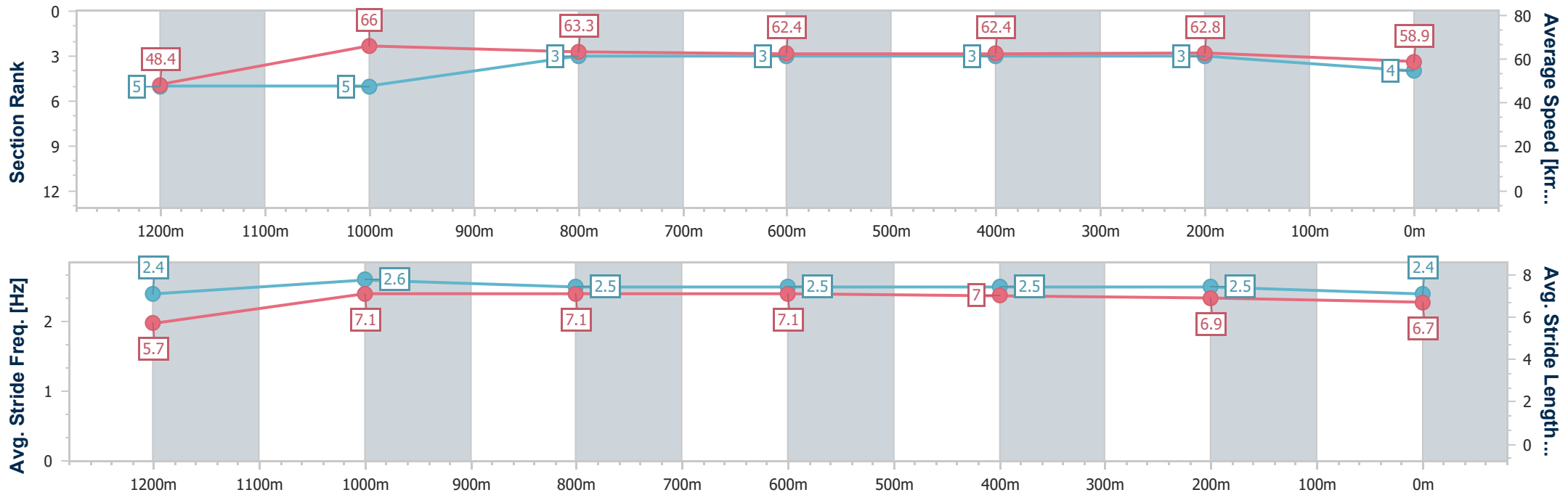
Race 3: TAB QTIS Three-Years-Old Maiden Plate - 1350m

09 November 2023 - 14:43



Track Rating: Good 4, Weather: Fine, Rail Position: +2m Entire

Section	Overall	1200m	1000m	800m	600m	400m	200m
Section Times	1:20.78 [4] (0:11.18)	1:09.60 [5] (0:10.99)	0:58.61 [5] (0:11.39)	0:47.22 [3] (0:11.71)	0:35.51 [3] (0:11.64)	0:23.87 [3] (0:11.63)	0:12.24 [3] (0:12.24)
Average Speed [km/h]	48.4	66.0	63.3	62.4	62.4	62.8	58.9
Top Speed [km/h]	65.6	68.1	66.4	62.7	63.4	63.4	61.5
Avg. Dist. to Rail [m]	6.3	4.2	2.2	3.0	2.9	3.9	3.6
Avg. Stride Freq. [Hz]	2.4	2.6	2.5	2.5	2.5	2.5	2.4
Avg. Stride Length [m]	5.7	7.1	7.1	7.1	7.0	6.9	6.7



- [] Ranking at each section and finish
- .-.- No data available at this section
- NA No data available



Horse/Jockey Name	Viennawaitsforyou
Final Rank	5
Fastest Section Time (Section)	0:11.01 (1200m)
Top Speed [km/h] (Section)	66.9 (1200m)
Race State	Finished



Ipswich QLD Professional

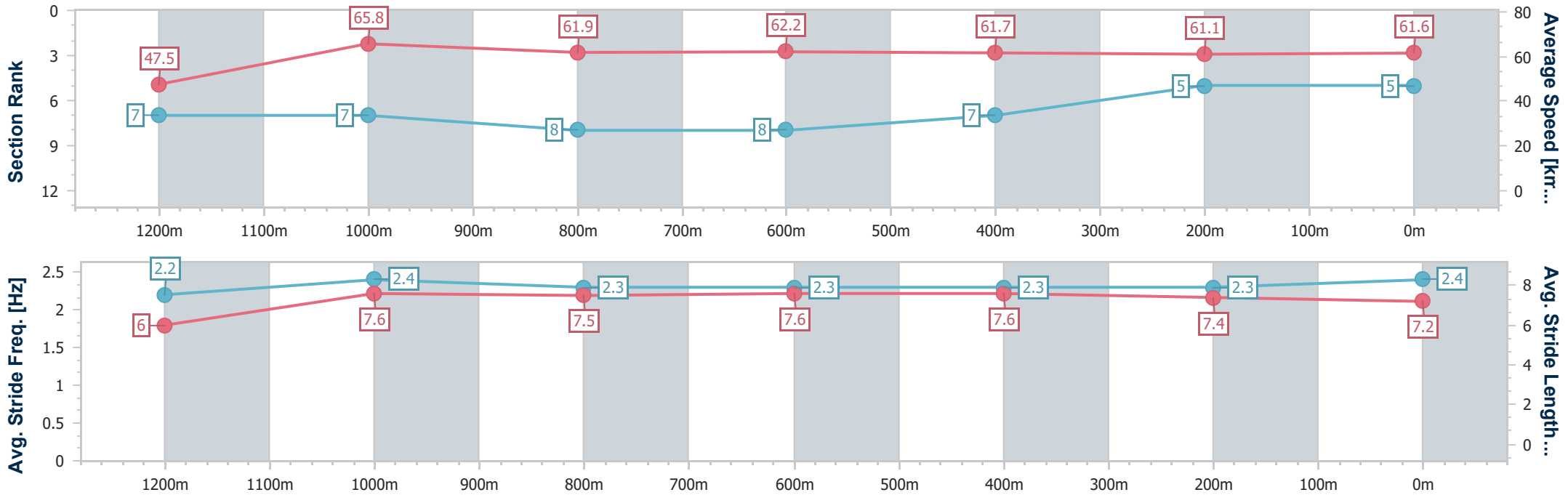
Race 3: TAB QTIS Three-Years-Old Maiden Plate - 1350m

09 November 2023 - 14:43



Track Rating: Good 4, Weather: Fine, Rail Position: +2m Entire

Section	Overall	1200m	1000m	800m	600m	400m	200m
Section Times	1:21.00 [5] (0:11.36)	1:09.64 [7] (0:11.01)	0:58.63 [7] (0:11.63)	0:47.00 [8] (0:11.68)	0:35.32 [8] (0:11.74)	0:23.58 [7] (0:11.91)	0:11.67 [5] (0:11.67)
Average Speed [km/h]	47.5	65.8	61.9	62.2	61.7	61.1	61.6
Top Speed [km/h]	64.8	66.9	64.2	63.0	62.4	61.7	62.1
Avg. Dist. to Rail [m]	3.7	2.5	1.4	2.2	2.3	2.2	1.5
Avg. Stride Freq. [Hz]	2.2	2.4	2.3	2.3	2.3	2.3	2.4
Avg. Stride Length [m]	6.0	7.6	7.5	7.6	7.6	7.4	7.2



- [] Ranking at each section and finish
- .-.- No data available at this section
- NA No data available



Horse/Jockey Name	Kenshin Maru
Final Rank	6
Fastest Section Time (Section)	0:11.04 (Overall)
Top Speed [km/h] (Section)	65.5 (Overall)
Race State	Finished



Ipswich QLD Professional

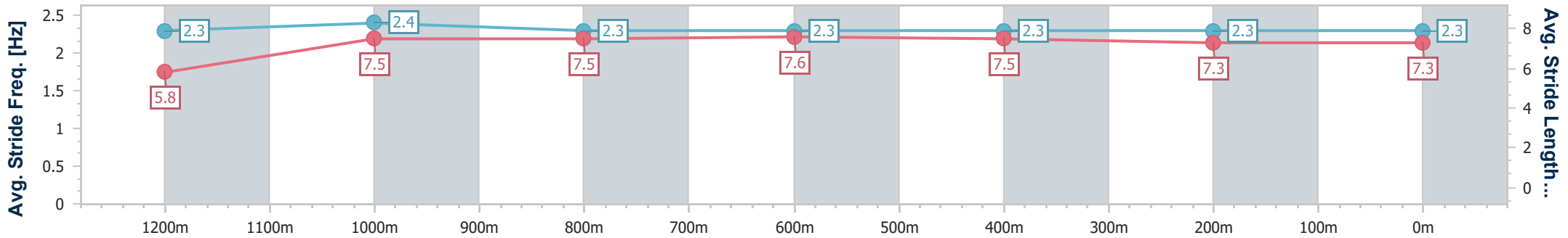
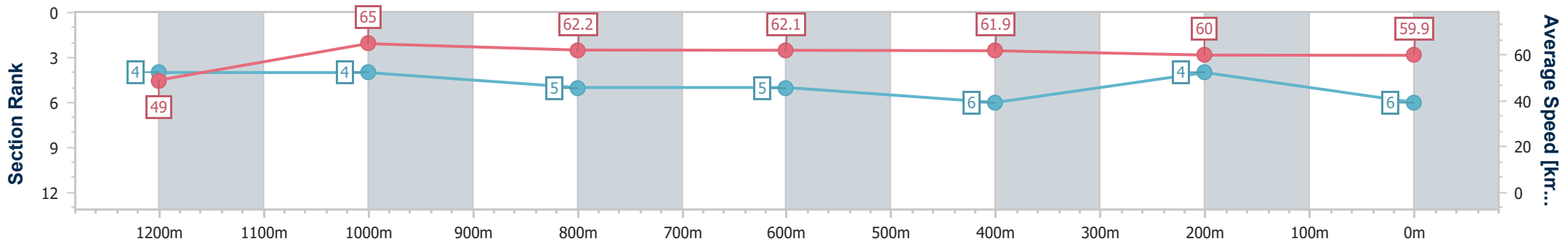
Race 3: TAB QTIS Three-Years-Old Maiden Plate - 1350m

09 November 2023 - 14:43



Track Rating: Good 4, Weather: Fine, Rail Position: +2m Entire

Section	Overall	1200m	1000m	800m	600m	400m	200m
Section Times	1:21.27 [6] (0:11.04)	1:10.23 [4] (0:11.10)	0:59.13 [4] (0:11.58)	0:47.55 [5] (0:11.72)	0:35.83 [5] (0:11.74)	0:24.09 [6] (0:12.08)	0:12.01 [4]
Average Speed [km/h]	49.0	65.0	62.2	62.1	61.9	60.0	59.9
Top Speed [km/h]	65.5	65.4	64.4	62.2	62.5	61.7	60.2
Avg. Dist. to Rail [m]	1.5	2.9	1.3	2.3	2.1	2.8	3.7
Avg. Stride Freq. [Hz]	2.3	2.4	2.3	2.3	2.3	2.3	2.3
Avg. Stride Length [m]	5.8	7.5	7.5	7.6	7.5	7.3	7.3



- [] Ranking at each section and finish
- .-.- No data available at this section
- NA No data available



Horse/Jockey Name	Linda's Magic
Final Rank	7
Fastest Section Time (Section)	0:11.13 (1200m)
Top Speed [km/h] (Section)	66.3 (1000m)
Race State	Finished



Ipswich QLD Professional

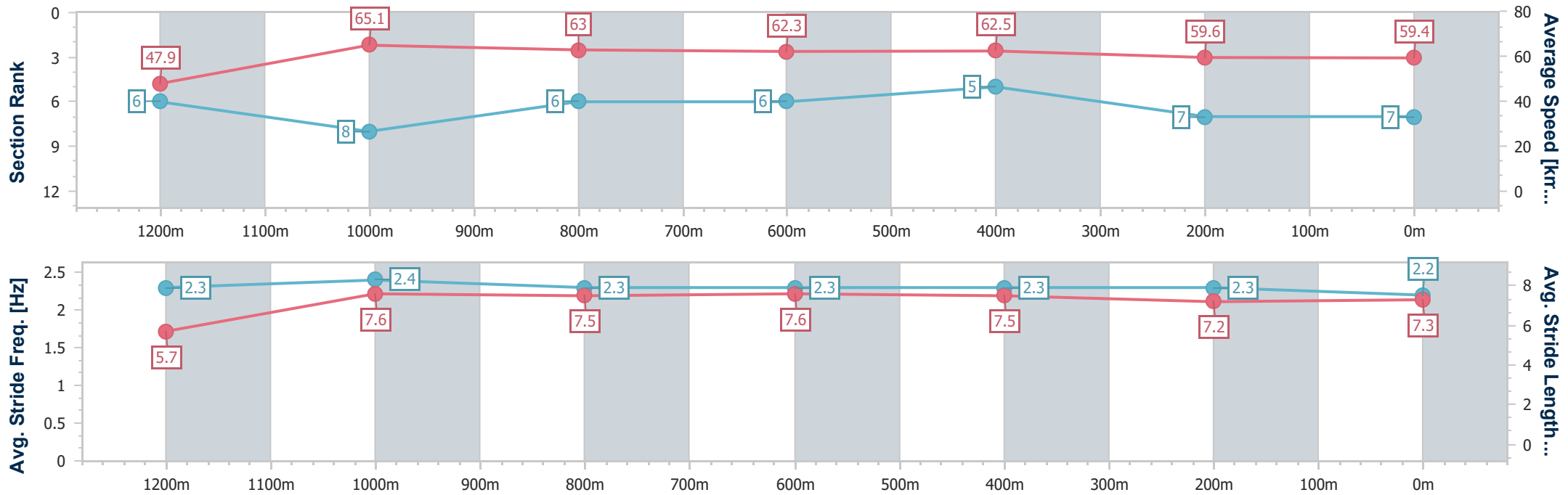
Race 3: TAB QTIS Three-Years-Old Maiden Plate - 1350m

09 November 2023 - 14:43



Track Rating: Good 4, Weather: Fine, Rail Position: +2m Entire

Section	Overall	1200m	1000m	800m	600m	400m	200m
Section Times	1:21.52 [7] (0:11.29)	1:10.23 [6] (0:11.13)	0:59.10 [8] (0:11.43)	0:47.67 [6] (0:11.66)	0:36.01 [6] (0:11.66)	0:24.35 [5] (0:12.21)	0:12.14 [7] (0:12.14)
Average Speed [km/h]	47.9	65.1	63.0	62.3	62.5	59.6	59.4
Top Speed [km/h]	63.3	66.1	66.3	62.7	62.8	61.2	59.7
Avg. Dist. to Rail [m]	3.9	3.7	2.2	2.5	2.4	3.8	4.9
Avg. Stride Freq. [Hz]	2.3	2.4	2.3	2.3	2.3	2.3	2.2
Avg. Stride Length [m]	5.7	7.6	7.5	7.6	7.5	7.2	7.3



- [] Ranking at each section and finish
- .-.- No data available at this section
- NA No data available



Horse/Jockey Name	Koko Valour
Final Rank	8
Fastest Section Time (Section)	0:10.92 (1200m)
Top Speed [km/h] (Section)	66.7 (1200m)
Race State	Finished



Ipswich QLD Professional

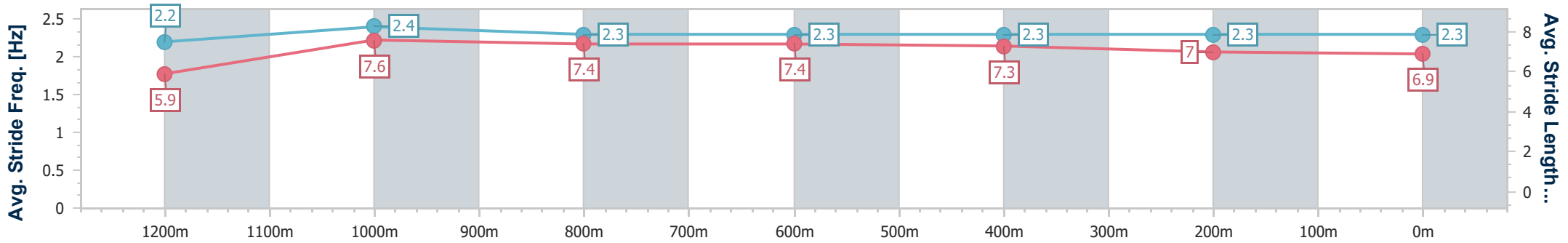
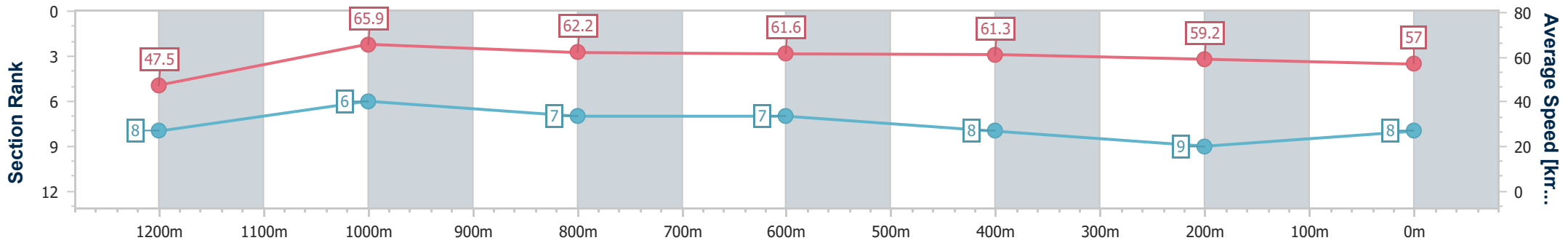
Race 3: TAB QTIS Three-Years-Old Maiden Plate - 1350m

09 November 2023 - 14:43

Track Rating: Good 4, Weather: Fine, Rail Position: +2m Entire



Section	Overall	1200m	1000m	800m	600m	400m	200m
Section Times	1:22.34 [8] (0:11.39)	1:10.95 [8] (0:10.92)	1:00.03 [6] (0:11.62)	0:48.41 [7] (0:11.72)	0:36.69 [7] (0:11.81)	0:24.88 [8] (0:12.27)	0:12.61 [9] (0:12.61)
Average Speed [km/h]	47.5	65.9	62.2	61.6	61.3	59.2	57.0
Top Speed [km/h]	66.0	66.7	63.5	62.2	62.4	61.0	58.0
Avg. Dist. to Rail [m]	1.3	1.5	0.5	1.0	1.6	1.9	2.4
Avg. Stride Freq. [Hz]	2.2	2.4	2.3	2.3	2.3	2.3	2.3
Avg. Stride Length [m]	5.9	7.6	7.4	7.4	7.3	7.0	6.9



- [] Ranking at each section and finish
- .-.- No data available at this section
- NA No data available



Horse/Jockey Name	She's A Ferrari
Final Rank	9
Fastest Section Time (Section)	0:11.03 (Overall)
Top Speed [km/h] (Section)	66.7 (1200m)
Race State	Finished



Ipswich QLD Professional

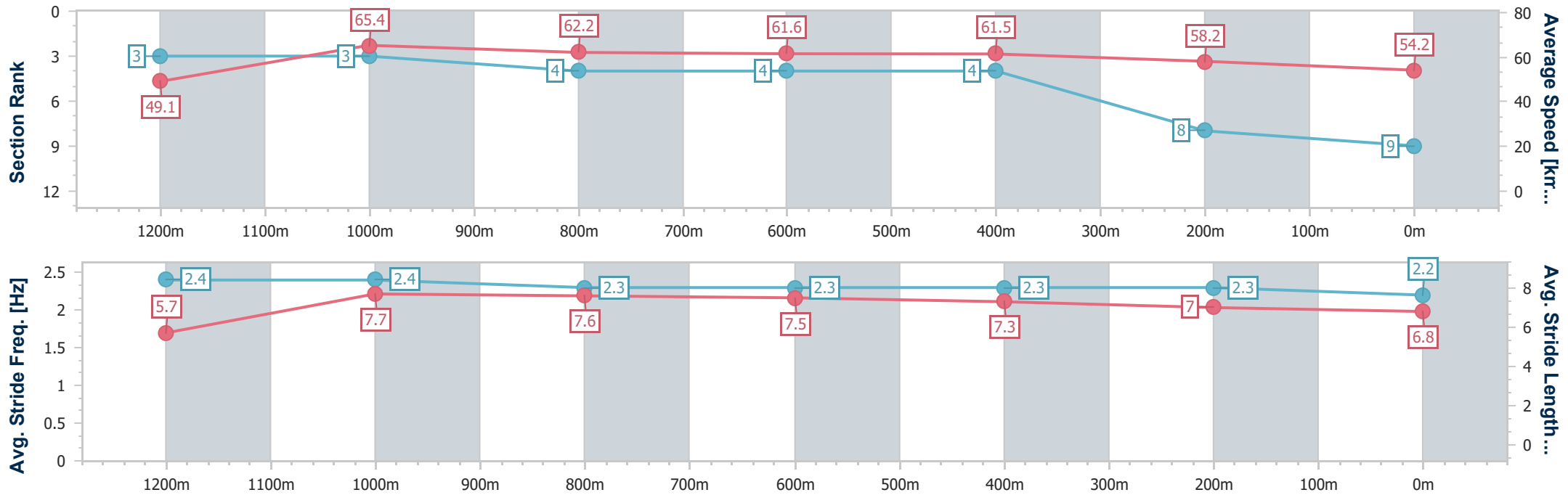
Race 3: TAB QTIS Three-Years-Old Maiden Plate - 1350m

09 November 2023 - 14:43



Track Rating: Good 4, Weather: Fine, Rail Position: +2m Entire

Section	Overall	1200m	1000m	800m	600m	400m	200m
Section Times	1:22.80 [9] (0:11.03)	1:11.77 [3] (0:11.04)	1:00.73 [3] (0:11.56)	0:49.17 [4] (0:11.71)	0:37.46 [4] (0:11.77)	0:25.69 [4] (0:12.38)	0:13.31 [8] (0:13.31)
Average Speed [km/h]	49.1	65.4	62.2	61.6	61.5	58.2	54.2
Top Speed [km/h]	63.7	66.7	63.7	62.3	62.5	60.2	57.4
Avg. Dist. to Rail [m]	0.3	1.4	0.4	0.9	0.7	0.9	0.4
Avg. Stride Freq. [Hz]	2.4	2.4	2.3	2.3	2.3	2.3	2.2
Avg. Stride Length [m]	5.7	7.7	7.6	7.5	7.3	7.0	6.8



- [] Ranking at each section and finish
- .-.- No data available at this section
- NA No data available