

Track Rating: Good 4, Weather: Fine, Rail Position: +2m Entire

| Section     |   | Overall              | 1200m                | 1000m                | 800m                      | 600m                      | 400m                      | Last 600m                 |                           |                           |                        |    |
|-------------|---|----------------------|----------------------|----------------------|---------------------------|---------------------------|---------------------------|---------------------------|---------------------------|---------------------------|------------------------|----|
| Field Times |   | 1:20.32<br>(0:10.77) | 1:09.55<br>(0:10.84) | 0:58.71<br>(0:11.32) | 0:47.39<br>(0:11.53)      | 0:35.86<br>(0:11.98)      | 0:23.88<br>(0:11.81)      | 0:35.86                   |                           |                           |                        |    |
| Rank        | TAB Horse/Jockey                            | Barrier              | Top Speed [km/h]     | Fastest Section      |                           |                           |                           |                           |                           |                           | Distance Travelled [m] |    |
| 1           | 9 <b>MIGHTY JUDD</b><br>Justin Stanley      | 12                   | 67.3<br>1200m        | 0:10.77<br>Overall   | 1:20.32 [1]<br>(0:10.77)  | 1:09.55 [1]<br>(0:10.84)  | 0:58.71 [1]<br>(0:11.32)  | 0:47.39 [1]<br>(0:11.53)  | 0:35.86 [1]<br>(0:11.98)  | 0:23.88 [1]<br>(0:11.81)  | 0:35.86                |    |
| 2           | 10 <b>MORE TROUBLE</b><br>Corey Bayliss     | 4                    | 66.0<br>1000m        | 0:11.13<br>1200m     | 1:20.54 [2]<br>(0:11.19)  | 1:09.35 [9]<br>(0:11.13)  | 0:58.22 [8]<br>(0:11.37)  | 0:46.85 [7]<br>(0:11.51)  | 0:35.34 [7]<br>(0:11.73)  | 0:23.61 [7]<br>(0:11.94)  | 0:35.34                | +1 |
| 3           | 5 <b>BETTER BE SLICK</b><br>Damien Thornton | 9                    | 65.8<br>1200m        | 0:11.17<br>1200m     | 1:20.55 [3]<br>(0:11.50)  | 1:09.05 [12]<br>(0:11.17) | 0:57.88 [13]<br>(0:11.53) | 0:46.35 [13]<br>(0:11.57) | 0:34.78 [12]<br>(0:11.63) | 0:23.15 [11]<br>(0:11.57) | 0:34.78                | +8 |
| 4           | 12 <b>HOLY TROJAN</b><br>Casey Waddell      | 1                    | 66.4<br>1200m        | 0:10.93<br>Overall   | 1:20.61 [4]<br>(0:10.93)  | 1:09.68 [3]<br>(0:11.00)  | 0:58.68 [4]<br>(0:11.38)  | 0:47.30 [4]<br>(0:11.50)  | 0:35.80 [4]<br>(0:11.84)  | 0:23.96 [3]<br>(0:11.98)  | 0:35.80                | +1 |
| 5           | 3 <b>OCEAN HONOUR</b><br>Mark Du Plessis    | 13                   | 67.3<br>1200m        | 0:10.84<br>1200m     | 1:20.74 [5]<br>(0:10.88)  | 1:09.86 [2]<br>(0:10.84)  | 0:59.02 [2]<br>(0:11.33)  | 0:47.69 [2]<br>(0:11.64)  | 0:36.05 [3]<br>(0:11.83)  | 0:24.22 [2]<br>(0:11.98)  | 0:36.05                | +3 |
| 6           | 4 <b>THE KHAN</b><br>Samantha Collett       | 2                    | 66.9<br>1200m        | 0:10.97<br>1200m     | 1:20.90 [6]<br>(0:11.02)  | 1:09.88 [4]<br>(0:10.97)  | 0:58.91 [5]<br>(0:11.40)  | 0:47.51 [5]<br>(0:11.48)  | 0:36.03 [5]<br>(0:11.86)  | 0:24.17 [5]<br>(0:12.06)  | 0:36.03                | +7 |
| 7           | 2 <b>FIRST TO MARS</b><br>Micheal Hellyer   | 14                   | 66.4<br>1200m        | 0:11.08<br>1200m     | 1:21.14 [7]<br>(0:11.55)  | 1:09.59 [13]<br>(0:11.08) | 0:58.51 [12]<br>(0:11.50) | 0:47.01 [12]<br>(0:11.60) | 0:35.41 [11]<br>(0:11.87) | 0:23.54 [13]<br>(0:11.74) | 0:35.41                | +7 |
| 8           | 15 <b>PROLIFIC MELODY</b><br>Adin Thompson  | 8                    | 67.5<br>1200m        | 0:10.83<br>1200m     | 1:21.44 [8]<br>(0:11.19)  | 1:10.25 [8]<br>(0:10.83)  | 0:59.42 [6]<br>(0:11.53)  | 0:47.89 [6]<br>(0:11.59)  | 0:36.30 [6]<br>(0:11.73)  | 0:24.57 [6]<br>(0:12.07)  | 0:36.30                | +4 |
| 9           | 7 <b>DIABLO BOLT</b><br>Bailey Wheeler      | 7                    | 65.4<br>1200m        | 0:11.20<br>1200m     | 1:21.53 [9]<br>(0:11.42)  | 1:10.11 [11]<br>(0:11.20) | 0:58.91 [11]<br>(0:11.40) | 0:47.51 [11]<br>(0:11.76) | 0:35.75 [13]<br>(0:11.74) | 0:24.01 [12]<br>(0:12.02) | 0:35.75                | +0 |
| 10          | 6 <b>ALL ABOUT LEWIS</b><br>Zac Wadick      | 5                    | 66.4<br>1200m        | 0:11.05<br>1200m     | 1:21.56 [10]<br>(0:11.37) | 1:10.19 [10]<br>(0:11.05) | 0:59.14 [10]<br>(0:11.51) | 0:47.63 [9]<br>(0:11.61)  | 0:36.02 [10]<br>(0:11.86) | 0:24.16 [10]<br>(0:11.99) | 0:36.02                | +3 |

Scratched: Zimo (#11), Bremerhaven (#14), Romeus (#17), Mister Hemsworth (#1), Chance With Wolves (#20), Push Turbo (#18)

Track Rating: Good 4, Weather: Fine, Rail Position: +2m Entire

| Section     |                                       | Overall              | 1200m                | 1000m                | 800m                      | 600m                      | 400m                      | Last 600m                 |                           |                           |         |    |
|-------------|---------------------------------------|----------------------|----------------------|----------------------|---------------------------|---------------------------|---------------------------|---------------------------|---------------------------|---------------------------|---------|----|
| Field Times |                                       | 1:20.32<br>(0:10.77) | 1:09.55<br>(0:10.84) | 0:58.71<br>(0:11.32) | 0:47.39<br>(0:11.53)      | 0:35.86<br>(0:11.98)      | 0:23.88<br>(0:11.81)      | 0:35.86                   |                           |                           |         |    |
| Rank        | TAB Horse/Jockey                      | Barrier              | Top Speed [km/h]     | Fastest Section      | Distance Travelled [m]    |                           |                           |                           |                           |                           |         |    |
| 11          | 19 MISTY GOLD<br>Luke Tarrant         | 3                    | 66.0<br>1200m        | 0:11.06<br>Overall   | 1:21.89 [11]<br>(0:11.06) | 1:10.83 [5]<br>(0:11.07)  | 0:59.76 [7]<br>(0:11.61)  | 0:48.15 [8]<br>(0:11.64)  | 0:36.51 [8]<br>(0:11.88)  | 0:24.63 [8]<br>(0:12.10)  | 0:36.51 | +3 |
| 12          | 8 HURACANEVO<br>Kyle Wilson-Taylor    | 19                   | 68.9<br>1200m        | 0:10.79<br>1200m     | 1:21.95 [12]<br>(0:11.10) | 1:10.85 [6]<br>(0:10.79)  | 1:00.06 [3]<br>(0:11.22)  | 0:48.84 [3]<br>(0:11.47)  | 0:37.37 [2]<br>(0:12.07)  | 0:25.30 [4]<br>(0:12.51)  | 0:37.37 | +5 |
| 13          | 16 VISCOUNT SYDNEY<br>Angela Jones    | 15                   | 66.0<br>1200m        | 0:11.21<br>1200m     | 1:21.98 [13]<br>(0:11.72) | 1:10.26 [14]<br>(0:11.21) | 0:59.05 [14]<br>(0:11.48) | 0:47.57 [14]<br>(0:11.71) | 0:35.86 [14]<br>(0:11.75) | 0:24.11 [14]<br>(0:11.90) | 0:35.86 | +2 |
| 14          | 13 ENTERPRISE FUSE<br>Noriyuki Masuda | 6                    | 66.0<br>1200m        | 0:11.18<br>Overall   | 1:22.25 [14]<br>(0:11.18) | 1:11.07 [7]<br>(0:11.18)  | 0:59.89 [9]<br>(0:11.57)  | 0:48.32 [10]<br>(0:11.54) | 0:36.78 [9]<br>(0:11.91)  | 0:24.87 [9]<br>(0:12.30)  | 0:36.78 | +7 |

Scratched: Zimo (#11), Bremerhaven (#14), Romeus (#17), Mister Hemsworth (#1), Chance With Wolves (#20), Push Turbo (#18)

Track Rating: Good 4, Weather: Fine, Rail Position: +2m Entire

| Section     |     |   |         | 200m             |                    |                           |         | Last 600m |                        |
|-------------|-----|---|---------|------------------|--------------------|---------------------------|---------|-----------|------------------------|
| Field Times |     |   |         | 0:12.07          |                    |                           |         | 0:35.86   |                        |
|             |     |   |         | (0:12.07)        |                    |                           |         |           |                        |
| Rank        | TAB | Horse/Jockey                              | Barrier | Top Speed [km/h] | Fastest Section    | Margin                    |         |           | Distance Travelled [m] |
| 1           | 9   | <b>MIGHTY JUDD</b><br>Justin Stanley      | 12      | 67.3<br>1200m    | 0:10.77<br>Overall | 0:12.07 [1]<br>(0:12.07)  | 1:20.32 |           | 0:35.86                |
| 2           | 10  | <b>MORE TROUBLE</b><br>Corey Bayliss      | 4       | 66.0<br>1000m    | 0:11.13<br>1200m   | 0:11.67 [5]<br>(0:11.67)  | 1.3L    |           | 0:35.34 +1             |
| 3           | 5   | <b>BETTER BE SLICK</b><br>Damien Thornton | 9       | 65.8<br>1200m    | 0:11.17<br>1200m   | 0:11.58 [7]<br>(0:11.58)  | 1.4L    |           | 0:34.78 +8             |
| 4           | 12  | <b>HOLY TROJAN</b><br>Casey Waddell       | 1       | 66.4<br>1200m    | 0:10.93<br>Overall | 0:11.98 [3]<br>(0:11.98)  | 1.6L    |           | 0:35.80 +1             |
| 5           | 3   | <b>OCEAN HONOUR</b><br>Mark Du Plessis    | 13      | 67.3<br>1200m    | 0:10.84<br>1200m   | 0:12.24 [2]<br>(0:12.24)  | 2.4L    |           | 0:36.05 +3             |
| 6           | 4   | <b>THE KHAN</b><br>Samantha Collett       | 2       | 66.9<br>1200m    | 0:10.97<br>1200m   | 0:12.11 [4]<br>(0:12.11)  | 3.2L    |           | 0:36.03 +7             |
| 7           | 2   | <b>FIRST TO MARS</b><br>Micheal Hellyer   | 14      | 66.4<br>1200m    | 0:11.08<br>1200m   | 0:11.80 [9]<br>(0:11.80)  | 4.5L    |           | 0:35.41 +7             |
| 8           | 15  | <b>PROLIFIC MELODY</b><br>Adin Thompson   | 8       | 67.5<br>1200m    | 0:10.83<br>1200m   | 0:12.50 [6]<br>(0:12.50)  | 6.3L    |           | 0:36.30 +4             |
| 9           | 7   | <b>DIABLO BOLT</b><br>Bailey Wheeler      | 7       | 65.4<br>1200m    | 0:11.20<br>1200m   | 0:11.99 [12]<br>(0:11.99) | 6.8L    |           | 0:35.75 +0             |
| 10          | 6   | <b>ALL ABOUT LEWIS</b><br>Zac Wadick      | 5       | 66.4<br>1200m    | 0:11.05<br>1200m   | 0:12.17 [11]<br>(0:12.17) | 6.9L    |           | 0:36.02 +3             |

Scratched: Zimo (#11), Bremerhaven (#14), Romeus (#17), Mister Hemsworth (#1), Chance With Wolves (#20), Push Turbo (#18)

Track Rating: Good 4, Weather: Fine, Rail Position: +2m Entire

| Section     |     |   |         | 200m                 |                    |                           |       | Last 600m |                        |
|-------------|-----|---|---------|----------------------|--------------------|---------------------------|-------|-----------|------------------------|
| Field Times |     |   |         | 0:12.07<br>(0:12.07) |                    |                           |       | 0:35.86   |                        |
| Rank        | TAB | Horse/Jockey                              | Barrier | Top Speed [km/h]     | Fastest Section    | Margin                    |       |           | Distance Travelled [m] |
| 11          | 19  | <b>MISTY GOLD</b><br>Luke Tarrant         | 3       | 66.0<br>1200m        | 0:11.06<br>Overall | 0:12.53 [10]<br>(0:12.53) | 8.7L  |           | 0:36.51<br>+3          |
| 12          | 8   | <b>HURACANEVO</b><br>Kyle Wilson-Taylor   | 19      | 68.9<br>1200m        | 0:10.79<br>1200m   | 0:12.79 [8]<br>(0:12.79)  | 8.9L  |           | 0:37.37<br>+5          |
| 13          | 16  | <b>VISCOUNT SYDNEY</b><br>Angela Jones    | 15      | 66.0<br>1200m        | 0:11.21<br>1200m   | 0:12.21 [14]<br>(0:12.21) | 9.1L  |           | 0:35.86<br>+2          |
| 14          | 13  | <b>ENTERPRISE FUSE</b><br>Noriyuki Masuda | 6       | 66.0<br>1200m        | 0:11.18<br>Overall | 0:12.57 [13]<br>(0:12.57) | 10.6L |           | 0:36.78<br>+7          |

Scratched: Zimo (#11), Bremerhaven (#14), Romeus (#17), Mister Hemsworth (#1), Chance With Wolves (#20), Push Turbo (#18)



|                                |                   |
|--------------------------------|-------------------|
| Horse/Jockey Name              | Mighty Judd       |
| Final Rank                     | 1                 |
| Fastest Section Time (Section) | 0:10.77 (Overall) |
| Top Speed [km/h] (Section)     | 67.3 (1200m)      |
| Race State                     | Finished          |



### Ipswich QLD Professional

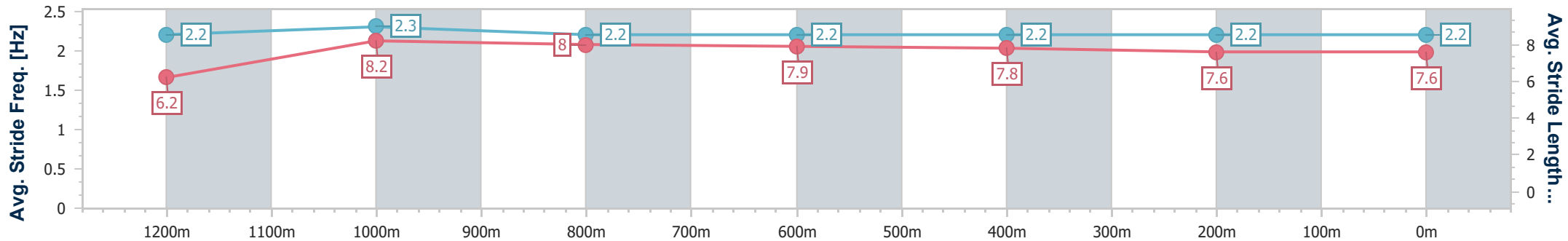
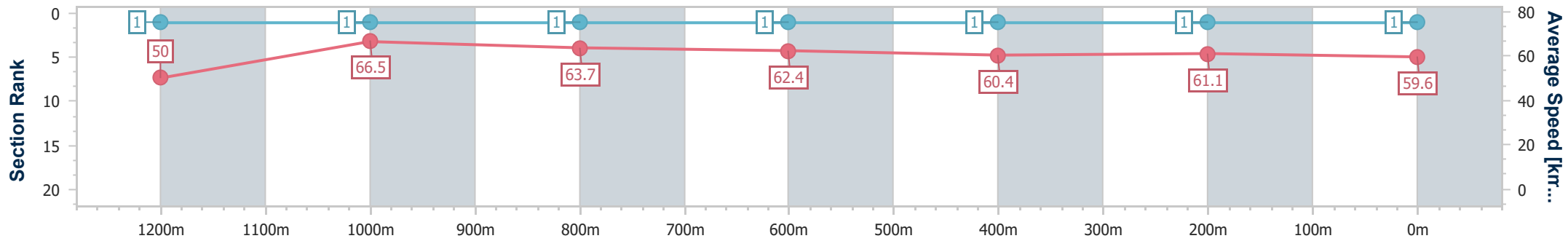
Race 4: THE LAWN SHED Maiden Handicap - 1350m

09 November 2023 - 15:23



Track Rating: Good 4, Weather: Fine, Rail Position: +2m Entire

| Section                | Overall                  | 1200m                    | 1000m                    | 800m                     | 600m                     | 400m                     | 200m                     |
|------------------------|--------------------------|--------------------------|--------------------------|--------------------------|--------------------------|--------------------------|--------------------------|
| Section Times          | 1:20.32 [1]<br>(0:10.77) | 1:09.55 [1]<br>(0:10.84) | 0:58.71 [1]<br>(0:11.32) | 0:47.39 [1]<br>(0:11.53) | 0:35.86 [1]<br>(0:11.98) | 0:23.88 [1]<br>(0:11.81) | 0:12.07 [1]<br>(0:12.07) |
| Average Speed [km/h]   | 50.0                     | 66.5                     | 63.7                     | 62.4                     | 60.4                     | 61.1                     | 59.6                     |
| Top Speed [km/h]       | 66.2                     | 67.3                     | 64.5                     | 63.5                     | 60.8                     | 62.2                     | 60.6                     |
| Avg. Dist. to Rail [m] | 7.2                      | 1.5                      | 0.6                      | 0.7                      | 0.9                      | 0.7                      | 0.4                      |
| Avg. Stride Freq. [Hz] | 2.2                      | 2.3                      | 2.2                      | 2.2                      | 2.2                      | 2.2                      | 2.2                      |
| Avg. Stride Length [m] | 6.2                      | 8.2                      | 8.0                      | 7.9                      | 7.8                      | 7.6                      | 7.6                      |



- [ ] Ranking at each section and finish
- .-.- No data available at this section
- NA No data available



|                                |                 |
|--------------------------------|-----------------|
| Horse/Jockey Name              | More Trouble    |
| Final Rank                     | 2               |
| Fastest Section Time (Section) | 0:11.13 (1200m) |
| Top Speed [km/h] (Section)     | 66.0 (1000m)    |
| Race State                     | Finished        |



### Ipswich QLD Professional

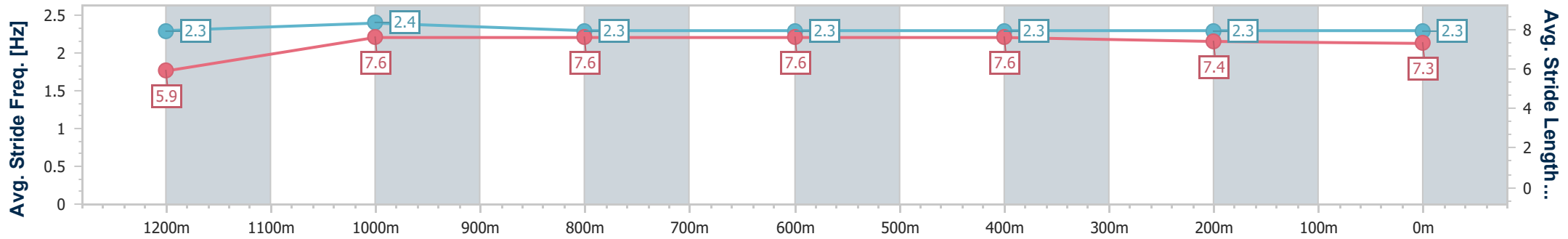
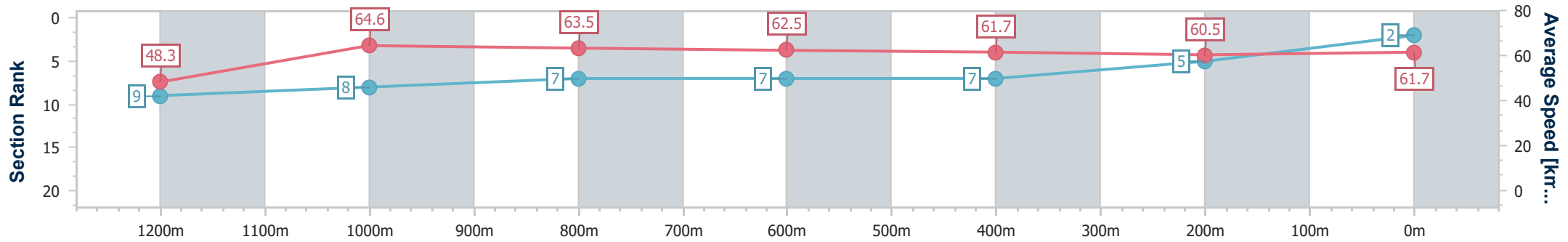
Race 4: THE LAWN SHED Maiden Handicap - 1350m

09 November 2023 - 15:23



Track Rating: Good 4, Weather: Fine, Rail Position: +2m Entire

| Section                | Overall                  | 1200m                    | 1000m                    | 800m                     | 600m                     | 400m                     | 200m                     |
|------------------------|--------------------------|--------------------------|--------------------------|--------------------------|--------------------------|--------------------------|--------------------------|
| Section Times          | 1:20.54 [2]<br>(0:11.19) | 1:09.35 [9]<br>(0:11.13) | 0:58.22 [8]<br>(0:11.37) | 0:46.85 [7]<br>(0:11.51) | 0:35.34 [7]<br>(0:11.73) | 0:23.61 [7]<br>(0:11.94) | 0:11.67 [5]<br>(0:11.67) |
| Average Speed [km/h]   | 48.3                     | 64.6                     | 63.5                     | 62.5                     | 61.7                     | 60.5                     | 61.7                     |
| Top Speed [km/h]       | 63.4                     | 65.5                     | 66.0                     | 63.5                     | 62.1                     | 61.7                     | 61.8                     |
| Avg. Dist. to Rail [m] | 3.8                      | 2.3                      | 0.5                      | 0.5                      | 0.9                      | 1.2                      | 2.9                      |
| Avg. Stride Freq. [Hz] | 2.3                      | 2.4                      | 2.3                      | 2.3                      | 2.3                      | 2.3                      | 2.3                      |
| Avg. Stride Length [m] | 5.9                      | 7.6                      | 7.6                      | 7.6                      | 7.6                      | 7.4                      | 7.3                      |



- [ ] Ranking at each section and finish
- .-.- No data available at this section
- NA No data available



|                                |                 |
|--------------------------------|-----------------|
| Horse/Jockey Name              | Better Be Slick |
| Final Rank                     | 3               |
| Fastest Section Time (Section) | 0:11.17 (1200m) |
| Top Speed [km/h] (Section)     | 65.8 (1200m)    |
| Race State                     | Finished        |



### Ipswich QLD Professional

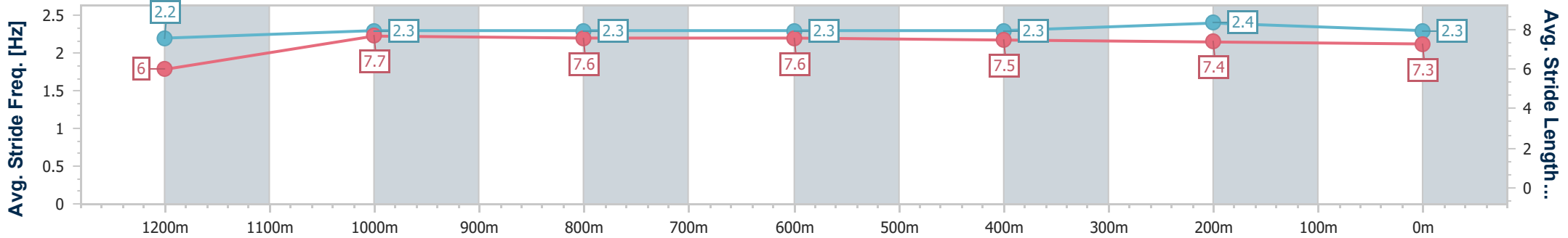
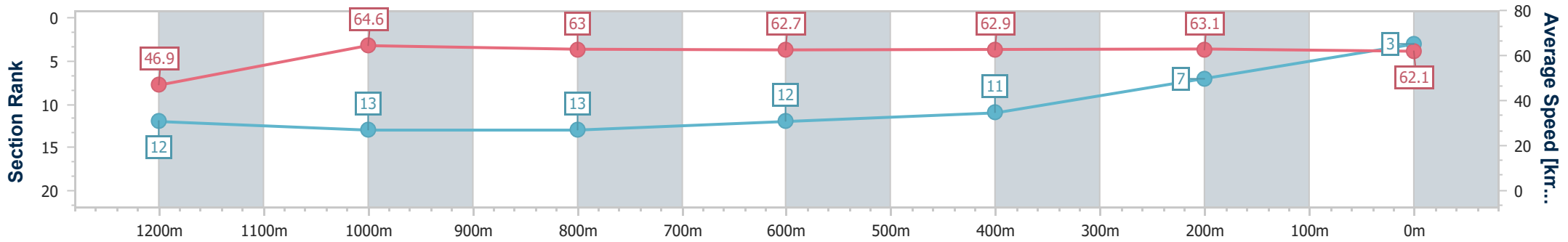
Race 4: THE LAWN SHED Maiden Handicap - 1350m

09 November 2023 - 15:23



Track Rating: Good 4, Weather: Fine, Rail Position: +2m Entire

| Section                | Overall                  | 1200m                     | 1000m                     | 800m                      | 600m                      | 400m                      | 200m                     |
|------------------------|--------------------------|---------------------------|---------------------------|---------------------------|---------------------------|---------------------------|--------------------------|
| Section Times          | 1:20.55 [3]<br>(0:11.50) | 1:09.05 [12]<br>(0:11.17) | 0:57.88 [13]<br>(0:11.53) | 0:46.35 [13]<br>(0:11.57) | 0:34.78 [12]<br>(0:11.63) | 0:23.15 [11]<br>(0:11.57) | 0:11.58 [7]<br>(0:11.58) |
| Average Speed [km/h]   | 46.9                     | 64.6                      | 63.0                      | 62.7                      | 62.9                      | 63.1                      | 62.1                     |
| Top Speed [km/h]       | 62.2                     | 65.8                      | 65.0                      | 63.8                      | 63.7                      | 63.8                      | 62.9                     |
| Avg. Dist. to Rail [m] | 7.3                      | 3.7                       | 2.3                       | 2.2                       | 3.2                       | 4.9                       | 5.9                      |
| Avg. Stride Freq. [Hz] | 2.2                      | 2.3                       | 2.3                       | 2.3                       | 2.3                       | 2.4                       | 2.3                      |
| Avg. Stride Length [m] | 6.0                      | 7.7                       | 7.6                       | 7.6                       | 7.5                       | 7.4                       | 7.3                      |



- [ ] Ranking at each section and finish
- .-.- No data available at this section
- NA No data available



|                                |                   |
|--------------------------------|-------------------|
| Horse/Jockey Name              | Holy Trojan       |
| Final Rank                     | 4                 |
| Fastest Section Time (Section) | 0:10.93 (Overall) |
| Top Speed [km/h] (Section)     | 66.4 (1200m)      |
| Race State                     | Finished          |



### Ipswich QLD Professional

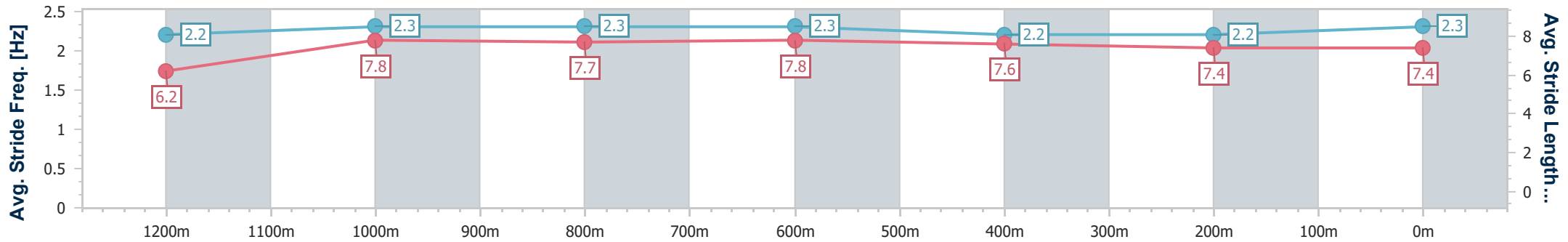
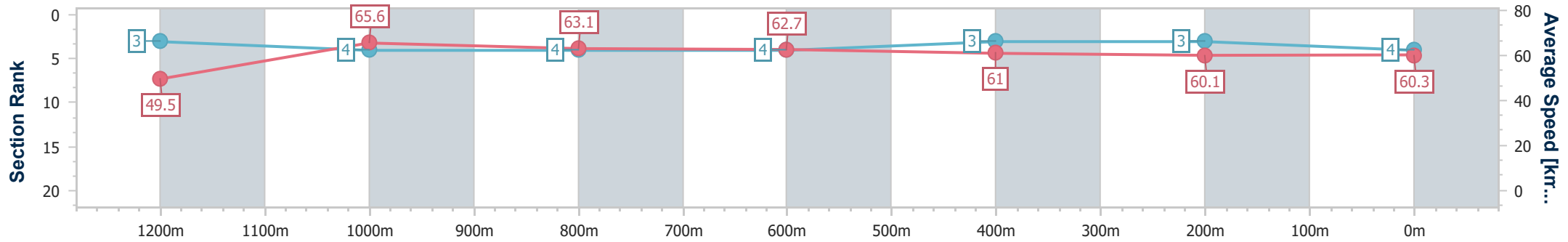
Race 4: THE LAWN SHED Maiden Handicap - 1350m

09 November 2023 - 15:23



Track Rating: Good 4, Weather: Fine, Rail Position: +2m Entire

| Section                | Overall                  | 1200m                    | 1000m                    | 800m                     | 600m                     | 400m                     | 200m                     |
|------------------------|--------------------------|--------------------------|--------------------------|--------------------------|--------------------------|--------------------------|--------------------------|
| Section Times          | 1:20.61 [4]<br>(0:10.93) | 1:09.68 [3]<br>(0:11.00) | 0:58.68 [4]<br>(0:11.38) | 0:47.30 [4]<br>(0:11.50) | 0:35.80 [4]<br>(0:11.84) | 0:23.96 [3]<br>(0:11.98) | 0:11.98 [3]<br>(0:11.98) |
| Average Speed [km/h]   | 49.5                     | 65.6                     | 63.1                     | 62.7                     | 61.0                     | 60.1                     | 60.3                     |
| Top Speed [km/h]       | 65.1                     | 66.4                     | 64.9                     | 63.1                     | 62.5                     | 61.2                     | 61.1                     |
| Avg. Dist. to Rail [m] | 1.0                      | 1.3                      | 0.5                      | 0.7                      | 0.4                      | 0.9                      | 0.6                      |
| Avg. Stride Freq. [Hz] | 2.2                      | 2.3                      | 2.3                      | 2.3                      | 2.2                      | 2.2                      | 2.3                      |
| Avg. Stride Length [m] | 6.2                      | 7.8                      | 7.7                      | 7.8                      | 7.6                      | 7.4                      | 7.4                      |



- [ ] Ranking at each section and finish
- .-.- No data available at this section
- NA No data available





|                                |                 |
|--------------------------------|-----------------|
| Horse/Jockey Name              | Ocean Honour    |
| Final Rank                     | 5               |
| Fastest Section Time (Section) | 0:10.84 (1200m) |
| Top Speed [km/h] (Section)     | 67.3 (1200m)    |
| Race State                     | Finished        |



### Ipswich QLD Professional

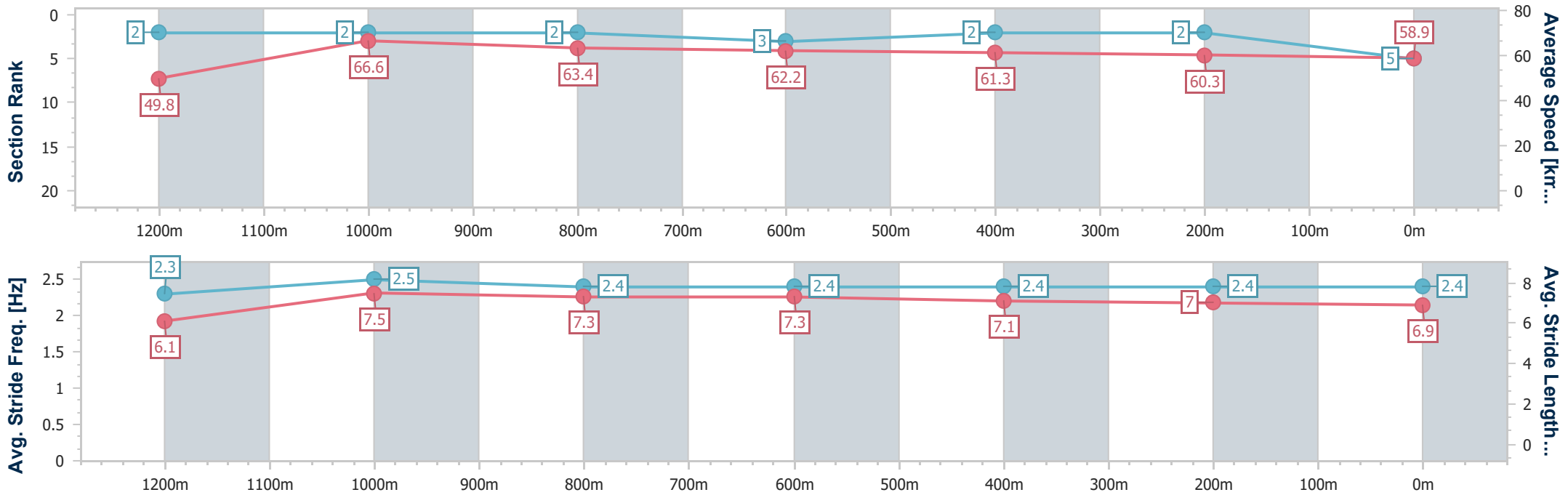
Race 4: THE LAWN SHED Maiden Handicap - 1350m

09 November 2023 - 15:23



Track Rating: Good 4, Weather: Fine, Rail Position: +2m Entire

| Section                | Overall                  | 1200m                    | 1000m                    | 800m                     | 600m                     | 400m                     | 200m                     |
|------------------------|--------------------------|--------------------------|--------------------------|--------------------------|--------------------------|--------------------------|--------------------------|
| Section Times          | 1:20.74 [5]<br>(0:10.88) | 1:09.86 [2]<br>(0:10.84) | 0:59.02 [2]<br>(0:11.33) | 0:47.69 [2]<br>(0:11.64) | 0:36.05 [3]<br>(0:11.83) | 0:24.22 [2]<br>(0:11.98) | 0:12.24 [2]<br>(0:12.24) |
| Average Speed [km/h]   | 49.8                     | 66.6                     | 63.4                     | 62.2                     | 61.3                     | 60.3                     | 58.9                     |
| Top Speed [km/h]       | 65.6                     | 67.3                     | 65.1                     | 63.4                     | 61.8                     | 61.2                     | 60.2                     |
| Avg. Dist. to Rail [m] | 9.5                      | 3.3                      | 0.8                      | 1.4                      | 1.3                      | 1.6                      | 1.9                      |
| Avg. Stride Freq. [Hz] | 2.3                      | 2.5                      | 2.4                      | 2.4                      | 2.4                      | 2.4                      | 2.4                      |
| Avg. Stride Length [m] | 6.1                      | 7.5                      | 7.3                      | 7.3                      | 7.1                      | 7.0                      | 6.9                      |



- [ ] Ranking at each section and finish
- .-.- No data available at this section
- NA No data available



|                                |                 |
|--------------------------------|-----------------|
| Horse/Jockey Name              | The Khan        |
| Final Rank                     | 6               |
| Fastest Section Time (Section) | 0:10.97 (1200m) |
| Top Speed [km/h] (Section)     | 66.9 (1200m)    |
| Race State                     | Finished        |



### Ipswich QLD Professional

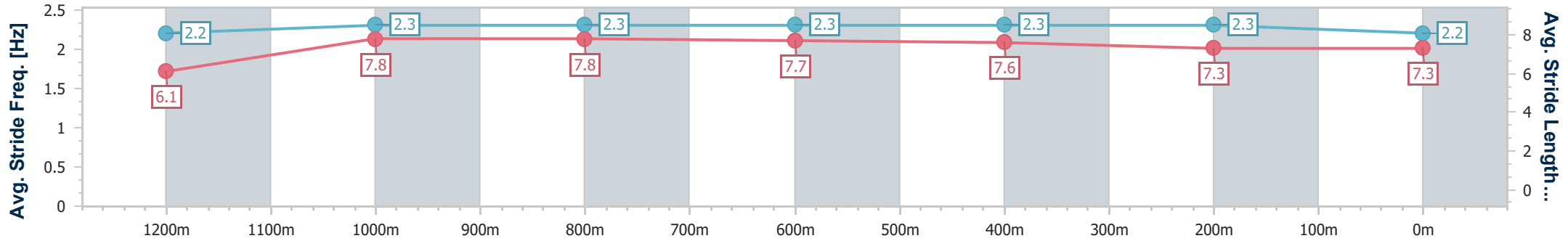
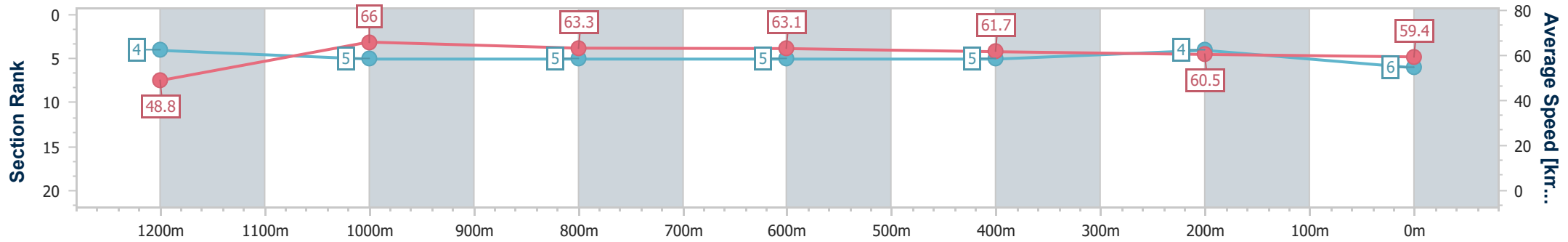
Race 4: THE LAWN SHED Maiden Handicap - 1350m

09 November 2023 - 15:23



Track Rating: Good 4, Weather: Fine, Rail Position: +2m Entire

| Section                | Overall                  | 1200m                    | 1000m                    | 800m                     | 600m                     | 400m                     | 200m                     |
|------------------------|--------------------------|--------------------------|--------------------------|--------------------------|--------------------------|--------------------------|--------------------------|
| Section Times          | 1:20.90 [6]<br>(0:11.02) | 1:09.88 [4]<br>(0:10.97) | 0:58.91 [5]<br>(0:11.40) | 0:47.51 [5]<br>(0:11.48) | 0:36.03 [5]<br>(0:11.86) | 0:24.17 [5]<br>(0:12.06) | 0:12.11 [4]<br>(0:12.11) |
| Average Speed [km/h]   | 48.8                     | 66.0                     | 63.3                     | 63.1                     | 61.7                     | 60.5                     | 59.4                     |
| Top Speed [km/h]       | 65.3                     | 66.9                     | 65.2                     | 64.9                     | 62.1                     | 61.1                     | 60.3                     |
| Avg. Dist. to Rail [m] | 1.9                      | 2.3                      | 0.8                      | 2.4                      | 3.2                      | 4.2                      | 4.3                      |
| Avg. Stride Freq. [Hz] | 2.2                      | 2.3                      | 2.3                      | 2.3                      | 2.3                      | 2.3                      | 2.2                      |
| Avg. Stride Length [m] | 6.1                      | 7.8                      | 7.8                      | 7.7                      | 7.6                      | 7.3                      | 7.3                      |



- [ ] Ranking at each section and finish
- .-.- No data available at this section
- NA No data available



|                                |                 |
|--------------------------------|-----------------|
| Horse/Jockey Name              | First To Mars   |
| Final Rank                     | 7               |
| Fastest Section Time (Section) | 0:11.08 (1200m) |
| Top Speed [km/h] (Section)     | 66.4 (1200m)    |
| Race State                     | Finished        |



### Ipswich QLD Professional

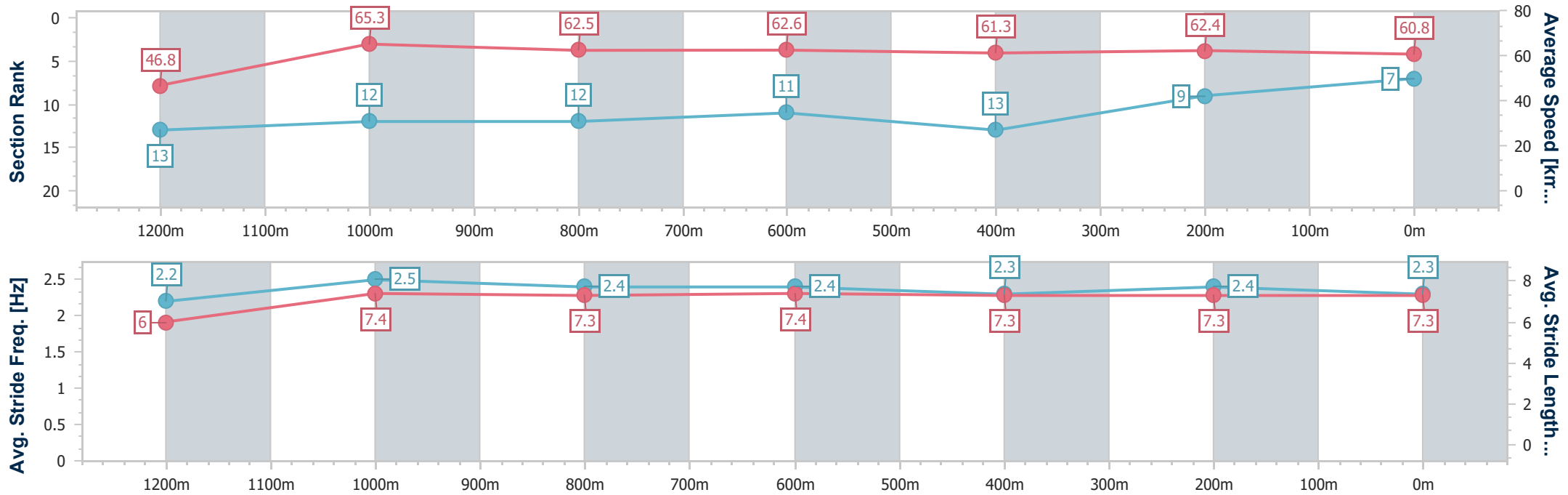
Race 4: THE LAWN SHED Maiden Handicap - 1350m

09 November 2023 - 15:23



Track Rating: Good 4, Weather: Fine, Rail Position: +2m Entire

| Section                | Overall                  | 1200m                     | 1000m                     | 800m                      | 600m                      | 400m                      | 200m                     |
|------------------------|--------------------------|---------------------------|---------------------------|---------------------------|---------------------------|---------------------------|--------------------------|
| Section Times          | 1:21.14 [7]<br>(0:11.55) | 1:09.59 [13]<br>(0:11.08) | 0:58.51 [12]<br>(0:11.50) | 0:47.01 [12]<br>(0:11.60) | 0:35.41 [11]<br>(0:11.87) | 0:23.54 [13]<br>(0:11.74) | 0:11.80 [9]<br>(0:11.80) |
| Average Speed [km/h]   | 46.8                     | 65.3                      | 62.5                      | 62.6                      | 61.3                      | 62.4                      | 60.8                     |
| Top Speed [km/h]       | 65.0                     | 66.4                      | 65.1                      | 64.3                      | 62.5                      | 62.8                      | 62.3                     |
| Avg. Dist. to Rail [m] | 8.0                      | 2.7                       | 1.2                       | 1.6                       | 2.6                       | 4.9                       | 5.8                      |
| Avg. Stride Freq. [Hz] | 2.2                      | 2.5                       | 2.4                       | 2.4                       | 2.3                       | 2.4                       | 2.3                      |
| Avg. Stride Length [m] | 6.0                      | 7.4                       | 7.3                       | 7.4                       | 7.3                       | 7.3                       | 7.3                      |



- [ ] Ranking at each section and finish
- .-.- No data available at this section
- NA No data available



|                                |                 |
|--------------------------------|-----------------|
| Horse/Jockey Name              | Prolific Melody |
| Final Rank                     | 8               |
| Fastest Section Time (Section) | 0:10.83 (1200m) |
| Top Speed [km/h] (Section)     | 67.5 (1200m)    |
| Race State                     | Finished        |



### Ipswich QLD Professional

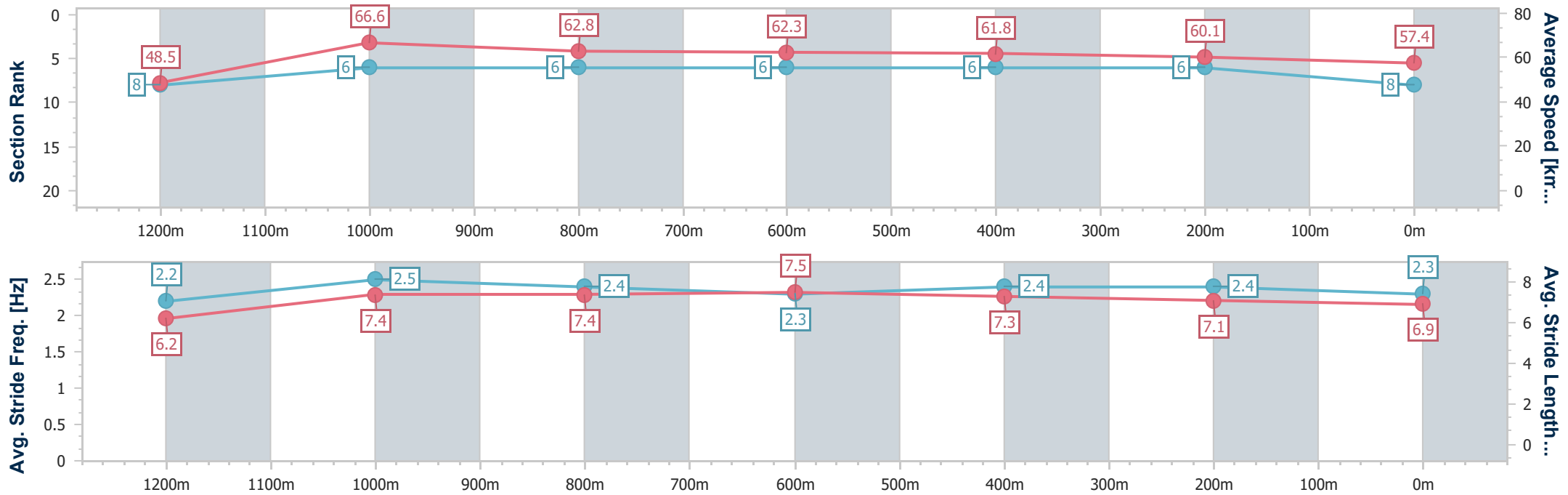
Race 4: THE LAWN SHED Maiden Handicap - 1350m

09 November 2023 - 15:23



Track Rating: Good 4, Weather: Fine, Rail Position: +2m Entire

| Section                | Overall                  | 1200m                    | 1000m                    | 800m                     | 600m                     | 400m                     | 200m                     |
|------------------------|--------------------------|--------------------------|--------------------------|--------------------------|--------------------------|--------------------------|--------------------------|
| Section Times          | 1:21.44 [8]<br>(0:11.19) | 1:10.25 [8]<br>(0:10.83) | 0:59.42 [6]<br>(0:11.53) | 0:47.89 [6]<br>(0:11.59) | 0:36.30 [6]<br>(0:11.73) | 0:24.57 [6]<br>(0:12.07) | 0:12.50 [6]<br>(0:12.50) |
| Average Speed [km/h]   | 48.5                     | 66.6                     | 62.8                     | 62.3                     | 61.8                     | 60.1                     | 57.4                     |
| Top Speed [km/h]       | 65.1                     | 67.5                     | 66.5                     | 63.1                     | 62.6                     | 61.1                     | 59.3                     |
| Avg. Dist. to Rail [m] | 6.2                      | 4.8                      | 2.0                      | 1.7                      | 1.2                      | 2.3                      | 3.3                      |
| Avg. Stride Freq. [Hz] | 2.2                      | 2.5                      | 2.4                      | 2.3                      | 2.4                      | 2.4                      | 2.3                      |
| Avg. Stride Length [m] | 6.2                      | 7.4                      | 7.4                      | 7.5                      | 7.3                      | 7.1                      | 6.9                      |



- [ ] Ranking at each section and finish
- .-.- No data available at this section
- NA No data available



|                                |                 |
|--------------------------------|-----------------|
| Horse/Jockey Name              | Diablo Bolt     |
| Final Rank                     | 9               |
| Fastest Section Time (Section) | 0:11.20 (1200m) |
| Top Speed [km/h] (Section)     | 65.4 (1200m)    |
| Race State                     | Finished        |



### Ipswich QLD Professional

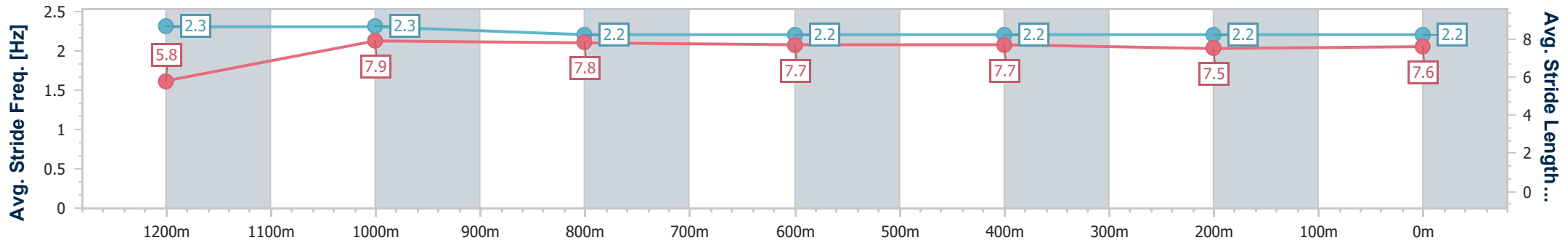
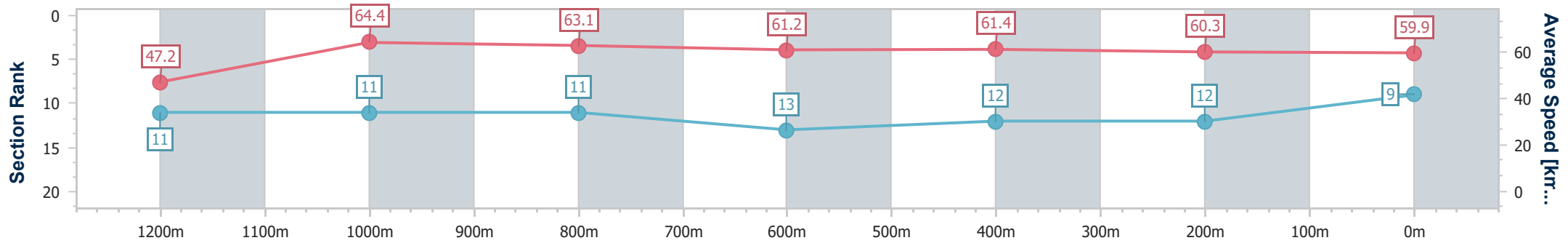
Race 4: THE LAWN SHED Maiden Handicap - 1350m

09 November 2023 - 15:23



Track Rating: Good 4, Weather: Fine, Rail Position: +2m Entire

| Section                | Overall                  | 1200m                     | 1000m                     | 800m                      | 600m                      | 400m                      | 200m                      |
|------------------------|--------------------------|---------------------------|---------------------------|---------------------------|---------------------------|---------------------------|---------------------------|
| Section Times          | 1:21.53 [9]<br>(0:11.42) | 1:10.11 [11]<br>(0:11.20) | 0:58.91 [11]<br>(0:11.40) | 0:47.51 [11]<br>(0:11.76) | 0:35.75 [13]<br>(0:11.74) | 0:24.01 [12]<br>(0:12.02) | 0:11.99 [12]<br>(0:11.99) |
| Average Speed [km/h]   | 47.2                     | 64.4                      | 63.1                      | 61.2                      | 61.4                      | 60.3                      | 59.9                      |
| Top Speed [km/h]       | 65.1                     | 65.4                      | 65.4                      | 62.9                      | 63.0                      | 61.0                      | 60.8                      |
| Avg. Dist. to Rail [m] | 4.2                      | 1.6                       | 0.6                       | 0.5                       | 0.5                       | 0.8                       | 0.6                       |
| Avg. Stride Freq. [Hz] | 2.3                      | 2.3                       | 2.2                       | 2.2                       | 2.2                       | 2.2                       | 2.2                       |
| Avg. Stride Length [m] | 5.8                      | 7.9                       | 7.8                       | 7.7                       | 7.7                       | 7.5                       | 7.6                       |



- [ ] Ranking at each section and finish
- .-.- No data available at this section
- NA No data available



|                                |                 |
|--------------------------------|-----------------|
| Horse/Jockey Name              | All About Lewis |
| Final Rank                     | 10              |
| Fastest Section Time (Section) | 0:11.05 (1200m) |
| Top Speed [km/h] (Section)     | 66.4 (1200m)    |
| Race State                     | Finished        |



### Ipswich QLD Professional

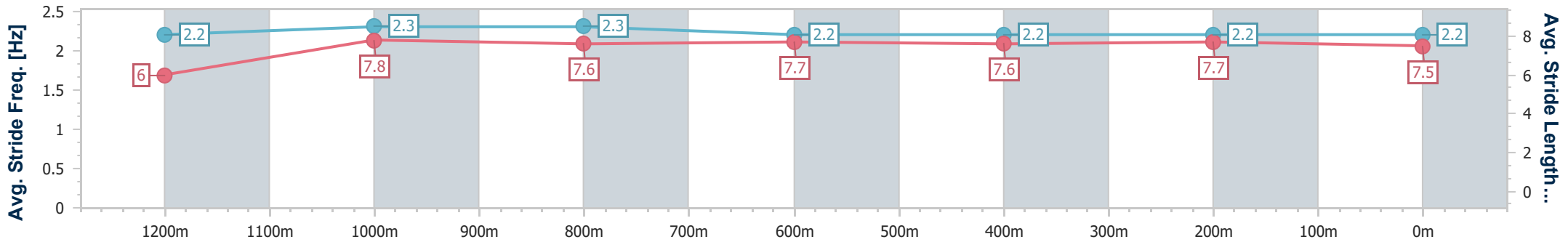
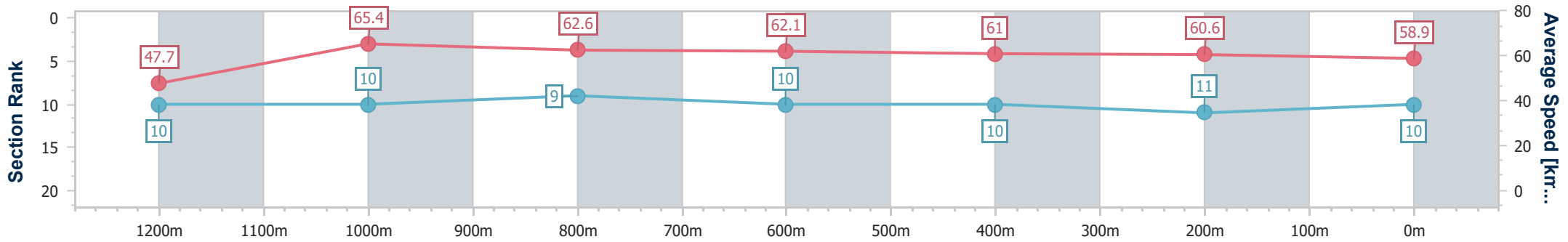
Race 4: THE LAWN SHED Maiden Handicap - 1350m

09 November 2023 - 15:23



Track Rating: Good 4, Weather: Fine, Rail Position: +2m Entire

| Section                | Overall                   | 1200m                     | 1000m                     | 800m                     | 600m                      | 400m                      | 200m                      |
|------------------------|---------------------------|---------------------------|---------------------------|--------------------------|---------------------------|---------------------------|---------------------------|
| Section Times          | 1:21.56 [10]<br>(0:11.37) | 1:10.19 [10]<br>(0:11.05) | 0:59.14 [10]<br>(0:11.51) | 0:47.63 [9]<br>(0:11.61) | 0:36.02 [10]<br>(0:11.86) | 0:24.16 [10]<br>(0:11.99) | 0:12.17 [11]<br>(0:12.17) |
| Average Speed [km/h]   | 47.7                      | 65.4                      | 62.6                      | 62.1                     | 61.0                      | 60.6                      | 58.9                      |
| Top Speed [km/h]       | 64.3                      | 66.4                      | 65.4                      | 63.2                     | 61.9                      | 61.8                      | 60.1                      |
| Avg. Dist. to Rail [m] | 4.8                       | 3.3                       | 0.8                       | 0.9                      | 1.4                       | 2.6                       | 1.2                       |
| Avg. Stride Freq. [Hz] | 2.2                       | 2.3                       | 2.3                       | 2.2                      | 2.2                       | 2.2                       | 2.2                       |
| Avg. Stride Length [m] | 6.0                       | 7.8                       | 7.6                       | 7.7                      | 7.6                       | 7.7                       | 7.5                       |



- [ ] Ranking at each section and finish
- .-.- No data available at this section
- NA No data available



|                                |                   |
|--------------------------------|-------------------|
| Horse/Jockey Name              | Misty Gold        |
| Final Rank                     | 11                |
| Fastest Section Time (Section) | 0:11.06 (Overall) |
| Top Speed [km/h] (Section)     | 66.0 (1200m)      |
| Race State                     | Finished          |



### Ipswich QLD Professional

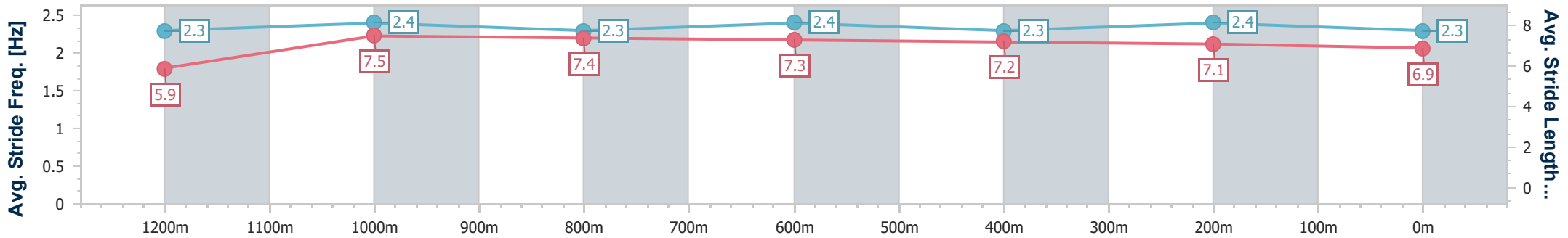
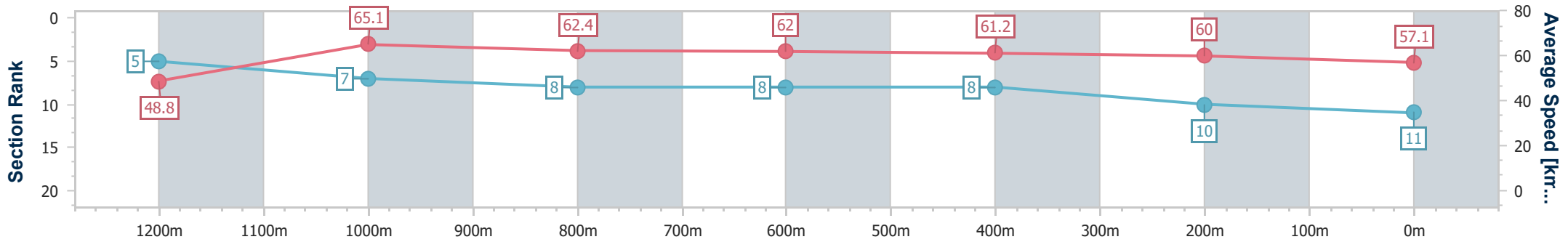
Race 4: THE LAWN SHED Maiden Handicap - 1350m

09 November 2023 - 15:23



Track Rating: Good 4, Weather: Fine, Rail Position: +2m Entire

| Section                | Overall                   | 1200m                    | 1000m                    | 800m                     | 600m                     | 400m                     | 200m                      |
|------------------------|---------------------------|--------------------------|--------------------------|--------------------------|--------------------------|--------------------------|---------------------------|
| Section Times          | 1:21.89 [11]<br>(0:11.06) | 1:10.83 [5]<br>(0:11.07) | 0:59.76 [7]<br>(0:11.61) | 0:48.15 [8]<br>(0:11.64) | 0:36.51 [8]<br>(0:11.88) | 0:24.63 [8]<br>(0:12.10) | 0:12.53 [10]<br>(0:12.53) |
| Average Speed [km/h]   | 48.8                      | 65.1                     | 62.4                     | 62.0                     | 61.2                     | 60.0                     | 57.1                      |
| Top Speed [km/h]       | 65.6                      | 66.0                     | 64.7                     | 63.7                     | 61.5                     | 61.4                     | 58.6                      |
| Avg. Dist. to Rail [m] | 3.5                       | 3.5                      | 1.3                      | 1.1                      | 2.1                      | 3.0                      | 4.7                       |
| Avg. Stride Freq. [Hz] | 2.3                       | 2.4                      | 2.3                      | 2.4                      | 2.3                      | 2.4                      | 2.3                       |
| Avg. Stride Length [m] | 5.9                       | 7.5                      | 7.4                      | 7.3                      | 7.2                      | 7.1                      | 6.9                       |



- [ ] Ranking at each section and finish
- .-.- No data available at this section
- NA No data available



|                                |                 |
|--------------------------------|-----------------|
| Horse/Jockey Name              | Huracanevo      |
| Final Rank                     | 12              |
| Fastest Section Time (Section) | 0:10.79 (1200m) |
| Top Speed [km/h] (Section)     | 68.9 (1200m)    |
| Race State                     | Finished        |



### Ipswich QLD Professional

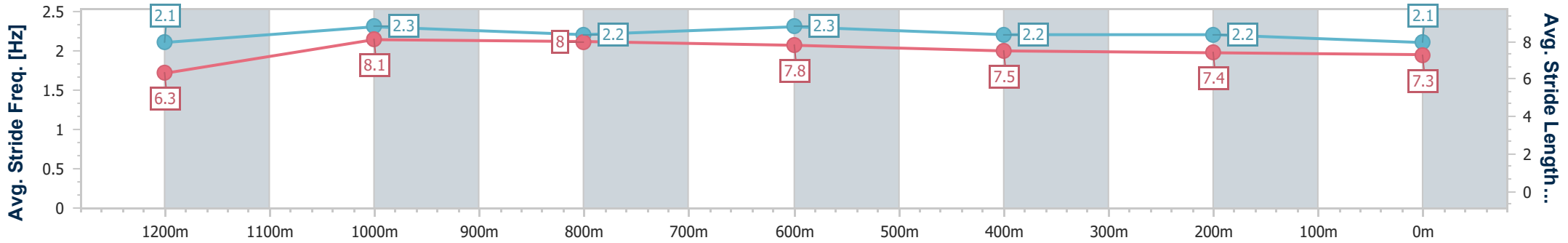
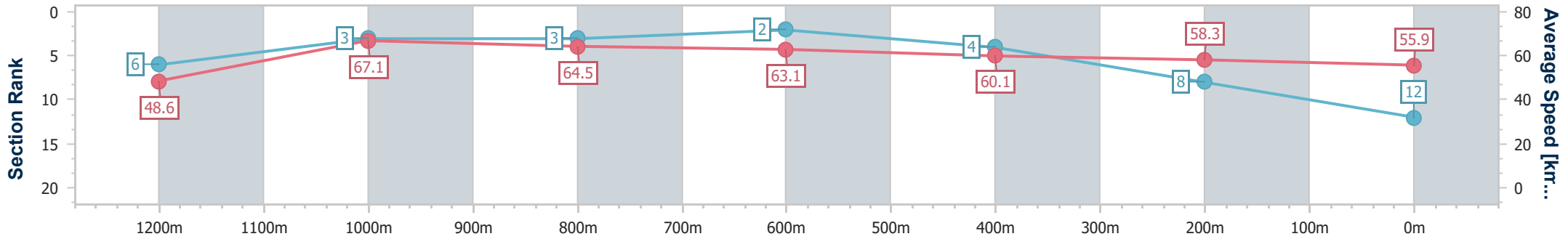
Race 4: THE LAWN SHED Maiden Handicap - 1350m

09 November 2023 - 15:23



Track Rating: Good 4, Weather: Fine, Rail Position: +2m Entire

| Section                | Overall                   | 1200m                    | 1000m                    | 800m                     | 600m                     | 400m                     | 200m                     |
|------------------------|---------------------------|--------------------------|--------------------------|--------------------------|--------------------------|--------------------------|--------------------------|
| Section Times          | 1:21.95 [12]<br>(0:11.10) | 1:10.85 [6]<br>(0:10.79) | 1:00.06 [3]<br>(0:11.22) | 0:48.84 [3]<br>(0:11.47) | 0:37.37 [2]<br>(0:12.07) | 0:25.30 [4]<br>(0:12.51) | 0:12.79 [8]<br>(0:12.79) |
| Average Speed [km/h]   | 48.6                      | 67.1                     | 64.5                     | 63.1                     | 60.1                     | 58.3                     | 55.9                     |
| Top Speed [km/h]       | 66.3                      | 68.9                     | 65.8                     | 64.5                     | 61.1                     | 59.2                     | 57.7                     |
| Avg. Dist. to Rail [m] | 11.1                      | 5.0                      | 1.9                      | 1.8                      | 1.8                      | 3.2                      | 2.3                      |
| Avg. Stride Freq. [Hz] | 2.1                       | 2.3                      | 2.2                      | 2.3                      | 2.2                      | 2.2                      | 2.1                      |
| Avg. Stride Length [m] | 6.3                       | 8.1                      | 8.0                      | 7.8                      | 7.5                      | 7.4                      | 7.3                      |



- [ ] Ranking at each section and finish
- .-.- No data available at this section
- NA No data available





|                                |                 |
|--------------------------------|-----------------|
| Horse/Jockey Name              | Viscount Sydney |
| Final Rank                     | 13              |
| Fastest Section Time (Section) | 0:11.21 (1200m) |
| Top Speed [km/h] (Section)     | 66.0 (1200m)    |
| Race State                     | Finished        |



### Ipswich QLD Professional

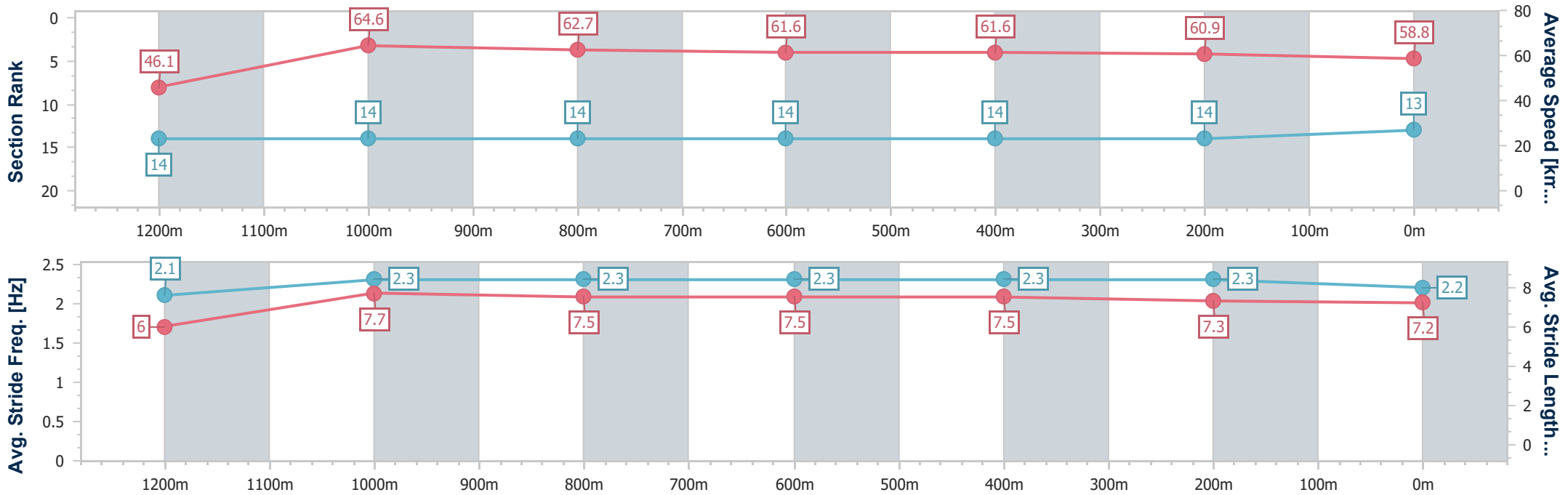
Race 4: THE LAWN SHED Maiden Handicap - 1350m

09 November 2023 - 15:23



Track Rating: Good 4, Weather: Fine, Rail Position: +2m Entire

| Section                | Overall                   | 1200m                     | 1000m                     | 800m                      | 600m                      | 400m                      | 200m                      |
|------------------------|---------------------------|---------------------------|---------------------------|---------------------------|---------------------------|---------------------------|---------------------------|
| Section Times          | 1:21.98 [13]<br>(0:11.72) | 1:10.26 [14]<br>(0:11.21) | 0:59.05 [14]<br>(0:11.48) | 0:47.57 [14]<br>(0:11.71) | 0:35.86 [14]<br>(0:11.75) | 0:24.11 [14]<br>(0:11.90) | 0:12.21 [14]<br>(0:12.21) |
| Average Speed [km/h]   | 46.1                      | 64.6                      | 62.7                      | 61.6                      | 61.6                      | 60.9                      | 58.8                      |
| Top Speed [km/h]       | 62.0                      | 66.0                      | 63.9                      | 63.0                      | 62.7                      | 61.8                      | 60.0                      |
| Avg. Dist. to Rail [m] | 9.6                       | 3.0                       | 0.8                       | 0.9                       | 1.0                       | 2.1                       | 0.9                       |
| Avg. Stride Freq. [Hz] | 2.1                       | 2.3                       | 2.3                       | 2.3                       | 2.3                       | 2.3                       | 2.2                       |
| Avg. Stride Length [m] | 6.0                       | 7.7                       | 7.5                       | 7.5                       | 7.5                       | 7.3                       | 7.2                       |



- [ ] Ranking at each section and finish
- .-.- No data available at this section
- NA No data available



|                                |                   |
|--------------------------------|-------------------|
| Horse/Jockey Name              | Enterprise Fuse   |
| Final Rank                     | 14                |
| Fastest Section Time (Section) | 0:11.18 (Overall) |
| Top Speed [km/h] (Section)     | 66.0 (1200m)      |
| Race State                     | Finished          |



Ipswich QLD Professional

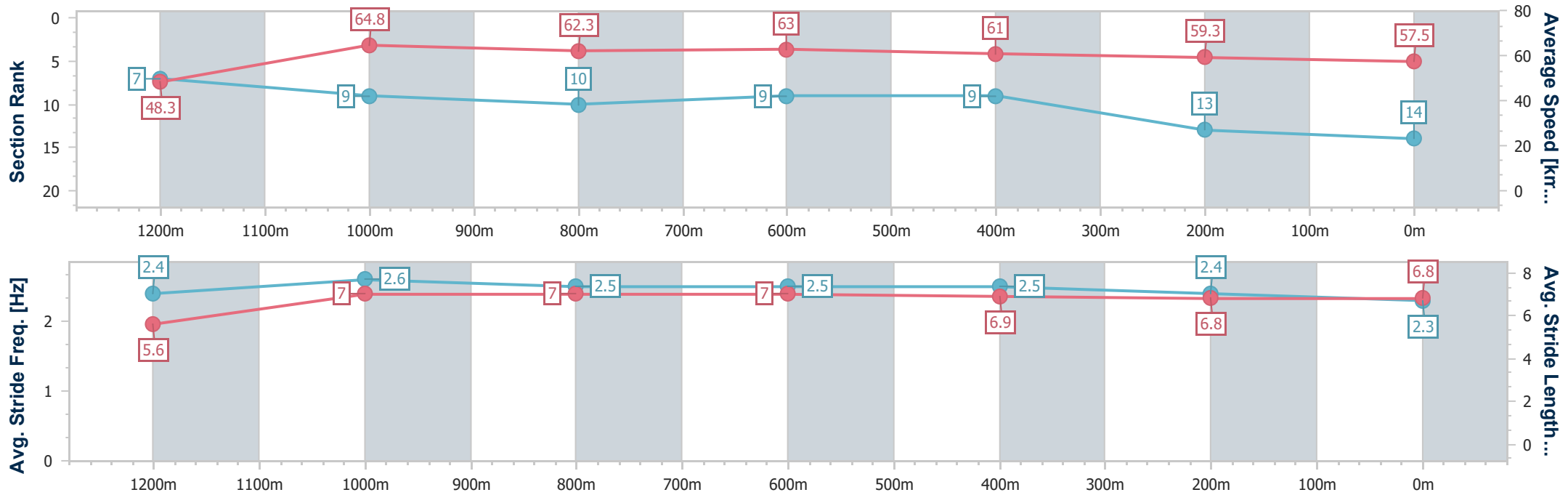
Race 4: THE LAWN SHED Maiden Handicap - 1350m

09 November 2023 - 15:23

Track Rating: Good 4, Weather: Fine, Rail Position: +2m Entire



| Section                | Overall                   | 1200m                    | 1000m                    | 800m                      | 600m                     | 400m                     | 200m                      |
|------------------------|---------------------------|--------------------------|--------------------------|---------------------------|--------------------------|--------------------------|---------------------------|
| Section Times          | 1:22.25 [14]<br>(0:11.18) | 1:11.07 [7]<br>(0:11.18) | 0:59.89 [9]<br>(0:11.57) | 0:48.32 [10]<br>(0:11.54) | 0:36.78 [9]<br>(0:11.91) | 0:24.87 [9]<br>(0:12.30) | 0:12.57 [13]<br>(0:12.57) |
| Average Speed [km/h]   | 48.3                      | 64.8                     | 62.3                     | 63.0                      | 61.0                     | 59.3                     | 57.5                      |
| Top Speed [km/h]       | 64.8                      | 66.0                     | 64.6                     | 63.5                      | 62.8                     | 60.4                     | 58.6                      |
| Avg. Dist. to Rail [m] | 5.8                       | 4.3                      | 1.9                      | 2.5                       | 2.7                      | 3.6                      | 3.6                       |
| Avg. Stride Freq. [Hz] | 2.4                       | 2.6                      | 2.5                      | 2.5                       | 2.5                      | 2.4                      | 2.3                       |
| Avg. Stride Length [m] | 5.6                       | 7.0                      | 7.0                      | 7.0                       | 6.9                      | 6.8                      | 6.8                       |



- [ ] Ranking at each section and finish
- .-.- No data available at this section
- NA No data available