



Doomben QLD Professional

Race 1: SKY RACING Maiden Plate - 1650m

15 November 2023 - 13:19



BRISBANE
RACING CLUB

Track Rating: Good 4, Weather: Fine, Rail Position: 8m Entire

Section		Overall	1400m	1200m	1000m	800m	600m	400m	Last 600m				
Field Times		1:40.39 (0:16.67)	1:23.72 (0:11.61)	1:12.11 (0:11.97)	1:00.14 (0:12.36)	0:47.78 (0:12.60)	0:35.18 (0:12.14)	0:23.04 (0:11.30)	0:35.18				
Rank	TAB Horse/Jockey	Barrier	Top Speed [km/h]	Fastest Section									Distance Travelled [m]
1	8 PUCCHINI DREAM Samantha Collett	8	68.0 400m	0:10.93 400m	1:40.39 [1] (0:17.89)	1:22.50 [9] (0:11.73)	1:10.77 [9] (0:11.93)	0:58.84 [8] (0:12.18)	0:46.66 [8] (0:12.61)	0:34.05 [8] (0:11.80)	0:22.25 [7] (0:10.93)	0:34.05	
2	9 A CERTAIN MAYBE Ben Thompson	3	66.3 400m	0:11.03 400m	1:40.39 [2] (0:17.20)	1:23.19 [4] (0:11.89)	1:11.30 [5] (0:12.08)	0:59.22 [5] (0:12.37)	0:46.85 [6] (0:12.50)	0:34.35 [5] (0:11.75)	0:22.60 [5] (0:11.03)	0:34.35	+1
3	3 MANNERHEIM James Orman	2	66.8 400m	0:11.12 400m	1:40.41 [3] (0:17.39)	1:23.02 [5] (0:11.65)	1:11.37 [4] (0:11.83)	0:59.54 [4] (0:12.43)	0:47.11 [4] (0:12.52)	0:34.59 [4] (0:11.97)	0:22.62 [4] (0:11.12)	0:34.59	-4
4	4 TARANAKI Michael Rodd	4	66.7 400m	0:10.98 400m	1:40.43 [4] (0:17.42)	1:23.01 [6] (0:11.83)	1:11.18 [6] (0:12.14)	0:59.04 [7] (0:12.31)	0:46.73 [7] (0:12.60)	0:34.13 [7] (0:11.66)	0:22.47 [6] (0:10.98)	0:34.13	+1
5	2 PAIRING Martin Harley	7	65.2 400m	0:11.21 400m	1:40.58 [5] (0:16.94)	1:23.64 [3] (0:11.86)	1:11.78 [3] (0:12.02)	0:59.76 [3] (0:12.32)	0:47.44 [3] (0:12.54)	0:34.90 [3] (0:11.79)	0:23.11 [2] (0:11.21)	0:34.90	-2
6	10 PRETTY LITTLE LIAR Bailey Wheeler	9	65.8 400m	0:11.16 400m	1:40.80 [6] (0:16.78)	1:24.02 [2] (0:11.77)	1:12.25 [2] (0:12.07)	1:00.18 [2] (0:12.28)	0:47.90 [2] (0:12.62)	0:35.28 [2] (0:11.97)	0:23.31 [3] (0:11.16)	0:35.28	-3
7	1 FIT AND PROPER Michael Heagney	5	64.0 400m	0:11.35 400m	1:40.96 [7] (0:16.67)	1:24.29 [1] (0:11.61)	1:12.68 [1] (0:11.97)	1:00.71 [1] (0:12.36)	0:48.35 [1] (0:12.60)	0:35.75 [1] (0:12.14)	0:23.61 [1] (0:11.35)	0:35.75	-2
8	7 PAPAL MISS Mark Du Plessis	10	65.1 400m	0:11.24 400m	1:41.19 [8] (0:17.90)	1:23.29 [10] (0:11.91)	1:11.38 [10] (0:11.97)	0:59.41 [10] (0:12.05)	0:47.36 [9] (0:12.64)	0:34.72 [9] (0:11.75)	0:22.97 [8] (0:11.24)	0:34.72	+0
9	5 BEAM ME UP Jaden Lloyd	6	66.3 400m	0:11.19 400m	1:41.38 [9] (0:17.80)	1:23.58 [8] (0:11.74)	1:11.84 [8] (0:12.13)	0:59.71 [9] (0:12.35)	0:47.36 [10] (0:12.60)	0:34.76 [10] (0:11.71)	0:23.05 [9] (0:11.19)	0:34.76	+0
10	6 GLENISLA Damien Thornton	1	62.4 1400m	0:11.72 1400m	1:49.64 [10] (0:17.57)	1:32.07 [7] (0:11.72)	1:20.35 [7] (0:11.88)	1:08.47 [6] (0:12.30)	0:56.17 [5] (0:12.72)	0:43.45 [6] (0:12.27)	0:31.18 [10] (0:13.58)	0:43.45	-3

[] Ranking at each section and finish
 -:-:- No data available at this section
 NA No data available

SCN Saddle cloth number
 DNF Did not finish
 DNT Did not track



Doomben QLD Professional

Race 1: SKY RACING Maiden Plate - 1650m

15 November 2023 - 13:19



Track Rating: Good 4, Weather: Fine, Rail Position: 8m Entire

Section				200m				Last 600m	
Field Times				0:11.74 (0:11.74)				0:35.18	
Rank	TAB	Horse/Jockey	Barrier	Top Speed [km/h]	Fastest Section	Margin			Distance Travelled [m]
1	8	PUCINI DREAM Samantha Collett	8	68.0 400m	0:10.93 400m	0:11.32 [7] (0:11.32)	1:40.39		0:34.05
2	9	A CERTAIN MAYBE Ben Thompson	3	66.3 400m	0:11.03 400m	0:11.57 [4] (0:11.57)	0L		0:34.35 +1
3	3	MANNERHEIM James Orman	2	66.8 400m	0:11.12 400m	0:11.50 [5] (0:11.50)	0.13L		0:34.59 -4
4	4	TARANAKI Michael Rodd	4	66.7 400m	0:10.98 400m	0:11.49 [6] (0:11.49)	0.25L		0:34.13 +1
5	2	PAIRING Martin Harley	7	65.2 400m	0:11.21 400m	0:11.90 [2] (0:11.90)	1.11L		0:34.90 -2
6	10	PRETTY LITTLE LIAR Bailey Wheeler	9	65.8 400m	0:11.16 400m	0:12.15 [1] (0:12.15)	2.41L		0:35.28 -3
7	1	FIT AND PROPER Michael Heagney	5	64.0 400m	0:11.35 400m	0:12.26 [3] (0:12.26)	3.32L		0:35.75 -2
8	7	PAPAL MISS Mark Du Plessis	10	65.1 400m	0:11.24 400m	0:11.73 [8] (0:11.73)	4.69L		0:34.72 +0
9	5	BEAM ME UP Jaden Lloyd	6	66.3 400m	0:11.19 400m	0:11.86 [9] (0:11.86)	5.83L		0:34.76 +0
10	6	GLENISLA Damien Thornton	1	62.4 1400m	0:11.72 1400m	0:17.60 [10] (0:17.60)	54.39L		0:43.45 -3



Horse/Jockey Name	Puccini Dream
Final Rank	1
Fastest Section Time (Section)	0:10.93 (400m)
Top Speed [km/h] (Section)	68.0 (400m)
Race State	Finished



Doomben QLD Professional
Race 1: SKY RACING Maiden Plate - 1650m

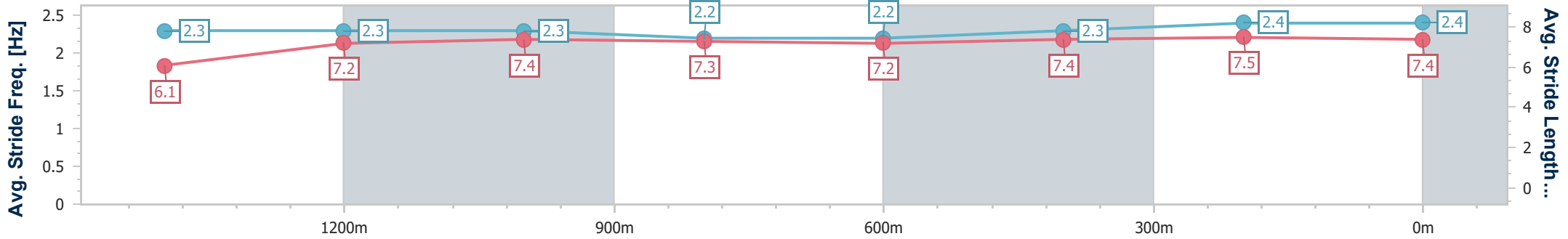
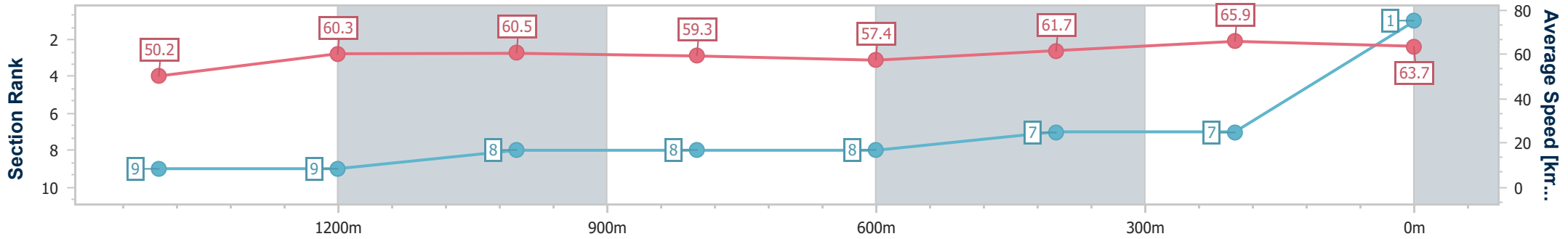


15 November 2023 - 13:19

Track Rating: Good 4, Weather: Fine, Rail Position: 8m Entire

BRISBANE
RACING CLUB

Section	Overall	1400m	1200m	1000m	800m	600m	400m	200m					
Section Times	1:40.39 [1] (0:17.89)	1:22.50 [9] (0:11.73)	1:10.77 [9] (0:11.93)	0:58.84 [8] (0:12.18)	0:46.66 [8] (0:12.61)	0:34.05 [8] (0:11.80)	0:22.25 [7] (0:10.93)	0:11.32 [7] (0:11.32)					
Average Speed [km/h]	50.2	60.3	60.5	59.3	57.4	61.7	65.9	63.7					
Top Speed [km/h]	62.8	63.0	62.2	60.4	59.9	65.1	68.0	66.1					
Avg. Dist. to Rail [m]	2.8	1.9	0.2	0.3	1.5	1.9	3.0	5.3					
Avg. Stride Freq. [Hz]	2.3	2.3	2.3	2.2	2.2	2.3	2.4	2.4					
Avg. Stride Length [m]	6.1	7.2	7.4	7.3	7.2	7.4	7.5	7.4					



- [] Ranking at each section and finish
- .-.- No data available at this section
- NA No data available



Horse/Jockey Name	A Certain Maybe
Final Rank	2
Fastest Section Time (Section)	0:11.03 (400m)
Top Speed [km/h] (Section)	66.3 (400m)
Race State	Finished



Doomben QLD Professional
Race 1: SKY RACING Maiden Plate - 1650m

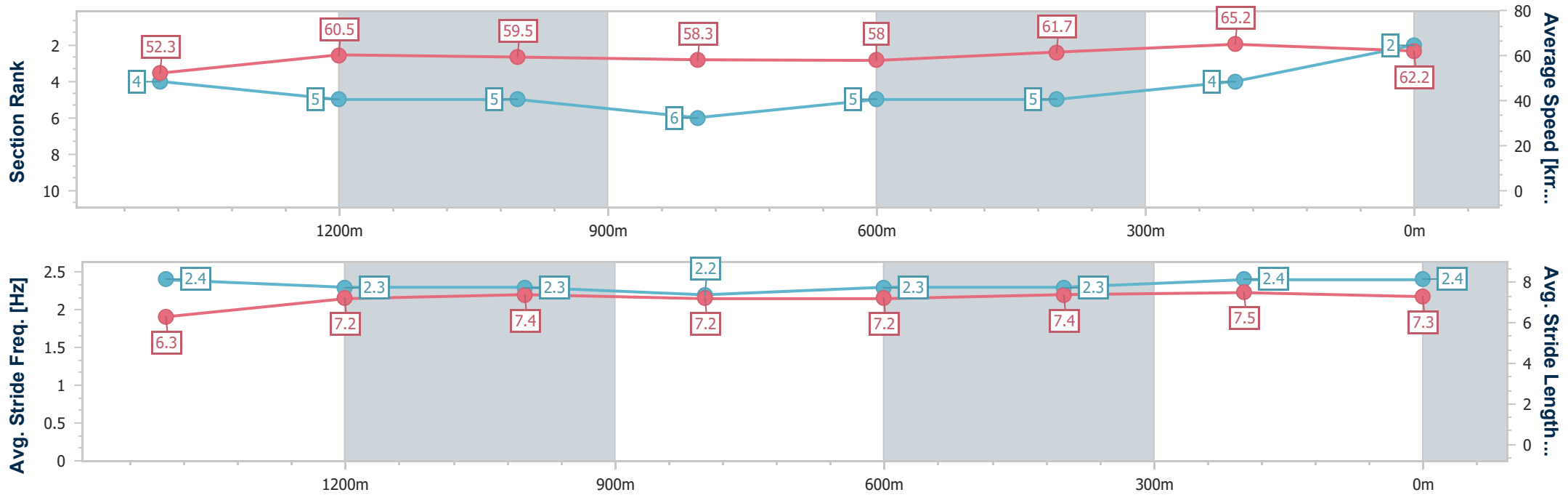


15 November 2023 - 13:19

Track Rating: Good 4, Weather: Fine, Rail Position: 8m Entire

BRISBANE
RACING CLUB

Section	Overall	1400m	1200m	1000m	800m	600m	400m	200m					
Section Times	1:40.39 [2] (0:17.20)	1:23.19 [4] (0:11.89)	1:11.30 [5] (0:12.08)	0:59.22 [5] (0:12.37)	0:46.85 [6] (0:12.50)	0:34.35 [5] (0:11.75)	0:22.60 [5] (0:11.03)	0:11.57 [4]					
Average Speed [km/h]	52.3	60.5	59.5	58.3	58.0	61.7	65.2	62.2					
Top Speed [km/h]	63.3	61.6	60.6	60.2	59.5	64.9	66.3	64.4					
Avg. Dist. to Rail [m]	0.6	0.7	0.9	1.3	1.2	0.9	1.4	2.1					
Avg. Stride Freq. [Hz]	2.4	2.3	2.3	2.2	2.3	2.3	2.4	2.4					
Avg. Stride Length [m]	6.3	7.2	7.4	7.2	7.2	7.4	7.5	7.3					



- [] Ranking at each section and finish
- .-.- No data available at this section
- NA No data available



Horse/Jockey Name	Mannerheim
Final Rank	3
Fastest Section Time (Section)	0:11.12 (400m)
Top Speed [km/h] (Section)	66.8 (400m)
Race State	Finished



Doomben QLD Professional
Race 1: SKY RACING Maiden Plate - 1650m

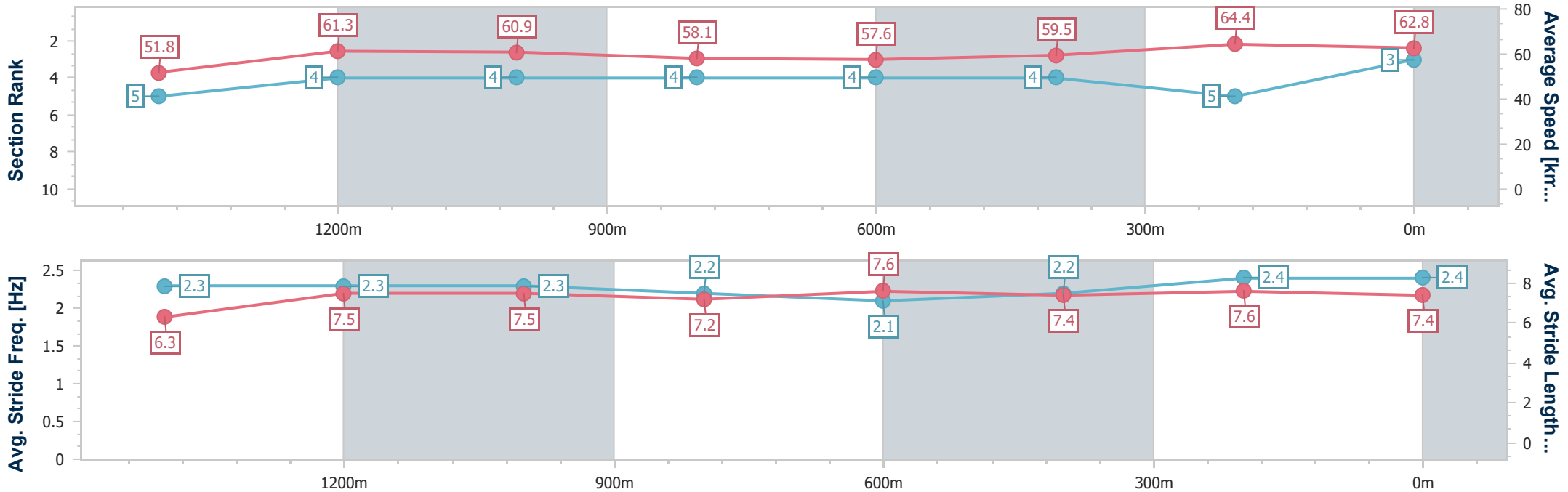


15 November 2023 - 13:19

Track Rating: Good 4, Weather: Fine, Rail Position: 8m Entire

BRISBANE
RACING CLUB

Section	Overall	1400m	1200m	1000m	800m	600m	400m	200m
Section Times	1:40.41 [3] (0:17.39)	1:23.02 [5] (0:11.65)	1:11.37 [4] (0:11.83)	0:59.54 [4] (0:12.43)	0:47.11 [4] (0:12.52)	0:34.59 [4] (0:11.97)	0:22.62 [4] (0:11.12)	0:11.50 [5] (0:11.50)
Average Speed [km/h]	51.8	61.3	60.9	58.1	57.6	59.5	64.4	62.8
Top Speed [km/h]	62.6	63.0	61.8	61.1	59.3	62.4	66.8	65.1
Avg. Dist. to Rail [m]	1.2	1.1	1.1	2.0	0.8	1.5	1.4	0.7
Avg. Stride Freq. [Hz]	2.3	2.3	2.3	2.2	2.1	2.2	2.4	2.4
Avg. Stride Length [m]	6.3	7.5	7.5	7.2	7.6	7.4	7.6	7.4



- [] Ranking at each section and finish
- .-.- No data available at this section
- NA No data available



Horse/Jockey Name	Taranaki
Final Rank	4
Fastest Section Time (Section)	0:10.98 (400m)
Top Speed [km/h] (Section)	66.7 (400m)
Race State	Finished



Doomben QLD Professional

Race 1: SKY RACING Maiden Plate - 1650m

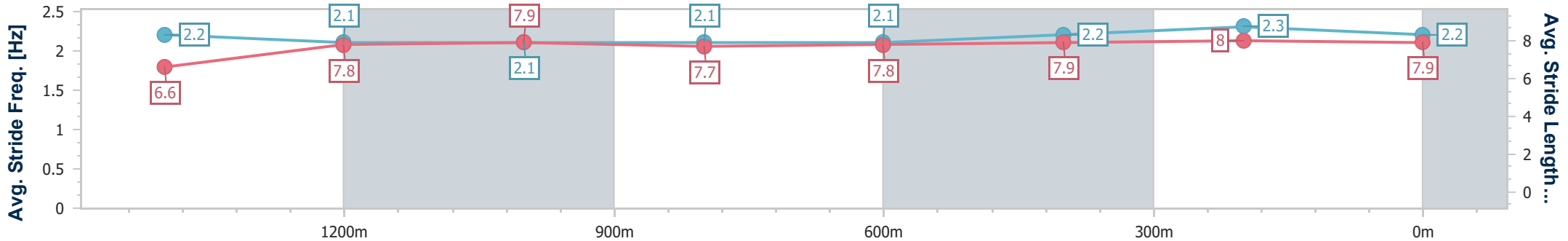
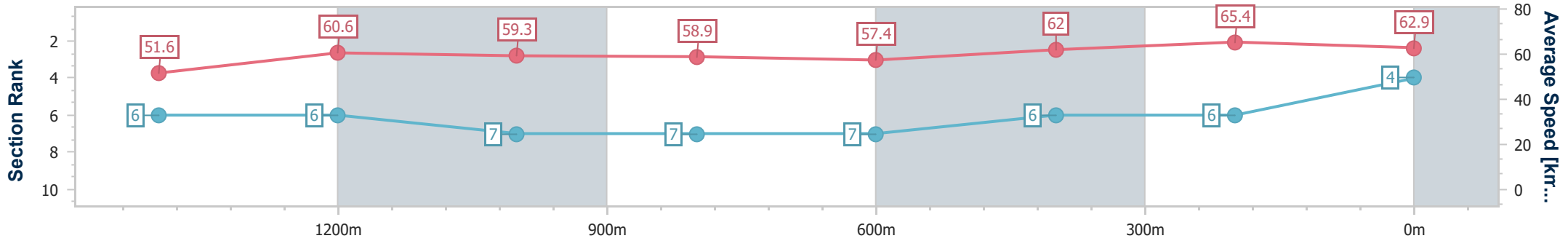
15 November 2023 - 13:19

Track Rating: Good 4, Weather: Fine, Rail Position: 8m Entire



BRISBANE RACING CLUB

Section	Overall	1400m	1200m	1000m	800m	600m	400m	200m
Section Times	1:40.43 [4] (0:17.42)	1:23.01 [6] (0:11.83)	1:11.18 [6] (0:12.14)	0:59.04 [7] (0:12.31)	0:46.73 [7] (0:12.60)	0:34.13 [7] (0:11.66)	0:22.47 [6] (0:10.98)	0:11.49 [6] (0:11.49)
Average Speed [km/h]	51.6	60.6	59.3	58.9	57.4	62.0	65.4	62.9
Top Speed [km/h]	62.3	62.2	59.9	60.0	59.9	64.3	66.7	64.8
Avg. Dist. to Rail [m]	0.8	0.8	1.4	1.7	1.3	0.8	1.8	4.7
Avg. Stride Freq. [Hz]	2.2	2.1	2.1	2.1	2.1	2.2	2.3	2.2
Avg. Stride Length [m]	6.6	7.8	7.9	7.7	7.8	7.9	8.0	7.9



- [] Ranking at each section and finish
- .-.- No data available at this section
- NA No data available



Horse/Jockey Name	Pairing
Final Rank	5
Fastest Section Time (Section)	0:11.21 (400m)
Top Speed [km/h] (Section)	65.2 (400m)
Race State	Finished

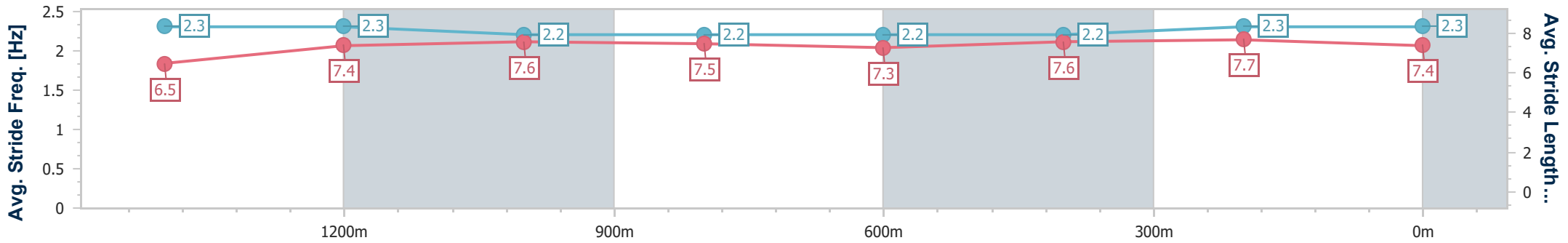
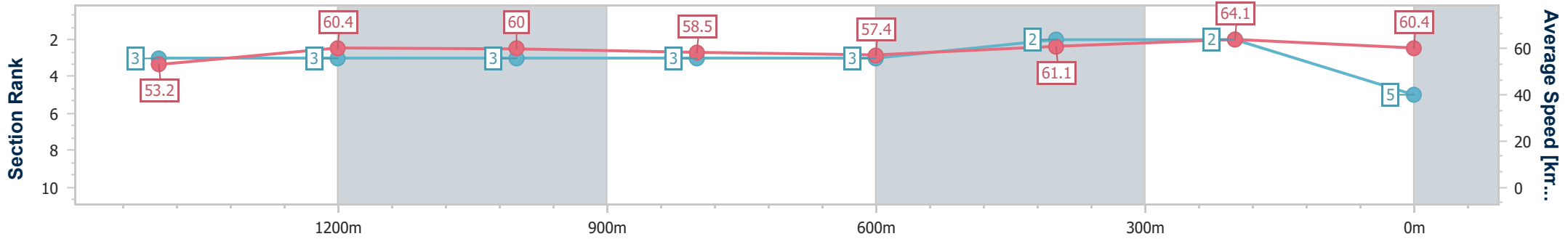


Doomben QLD Professional
Race 1: SKY RACING Maiden Plate - 1650m
 15 November 2023 - 13:19
 Track Rating: Good 4, Weather: Fine, Rail Position: 8m Entire



BRISBANE
RACING CLUB

Section	Overall	1400m	1200m	1000m	800m	600m	400m	200m					
Section Times	1:40.58 [5] (0:16.94)	1:23.64 [3] (0:11.86)	1:11.78 [3] (0:12.02)	0:59.76 [3] (0:12.32)	0:47.44 [3] (0:12.54)	0:34.90 [3] (0:11.79)	0:23.11 [2] (0:11.21)	0:11.90 [2] (0:11.90)					
Average Speed [km/h]	53.2	60.4	60.0	58.5	57.4	61.1	64.1	60.4					
Top Speed [km/h]	65.2	62.3	60.8	59.7	59.1	64.0	65.2	63.3					
Avg. Dist. to Rail [m]	2.7	0.5	1.2	1.1	0.2	0.2	0.5	1.5					
Avg. Stride Freq. [Hz]	2.3	2.3	2.2	2.2	2.2	2.2	2.3	2.3					
Avg. Stride Length [m]	6.5	7.4	7.6	7.5	7.3	7.6	7.7	7.4					



- [] Ranking at each section and finish
- .-.- No data available at this section
- NA No data available



Horse/Jockey Name	Pretty Little Liar
Final Rank	6
Fastest Section Time (Section)	0:11.16 (400m)
Top Speed [km/h] (Section)	65.8 (400m)
Race State	Finished

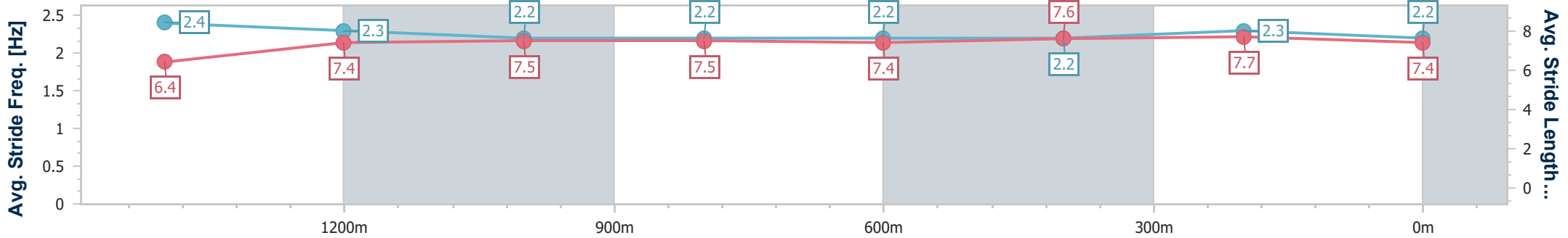
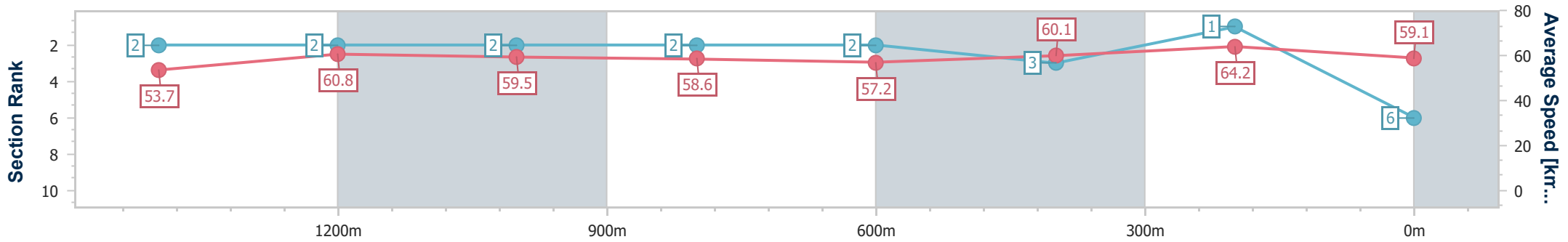


Doomben QLD Professional
Race 1: SKY RACING Maiden Plate - 1650m
 15 November 2023 - 13:19
 Track Rating: Good 4, Weather: Fine, Rail Position: 8m Entire



BRISBANE
RACING CLUB

Section	Overall	1400m	1200m	1000m	800m	600m	400m	200m
Section Times	1:40.80 [6] (0:16.78)	1:24.02 [2] (0:11.77)	1:12.25 [2] (0:12.07)	1:00.18 [2] (0:12.28)	0:47.90 [2] (0:12.62)	0:35.28 [2] (0:11.97)	0:23.31 [3] (0:11.16)	0:12.15 [1] (0:12.15)
Average Speed [km/h]	53.7	60.8	59.5	58.6	57.2	60.1	64.2	59.1
Top Speed [km/h]	63.0	62.0	60.9	59.8	58.9	62.7	65.8	62.3
Avg. Dist. to Rail [m]	2.9	1.1	0.2	0.2	0.2	0.5	1.0	0.7
Avg. Stride Freq. [Hz]	2.4	2.3	2.2	2.2	2.2	2.2	2.3	2.2
Avg. Stride Length [m]	6.4	7.4	7.5	7.5	7.4	7.6	7.7	7.4



- [] Ranking at each section and finish
- .-.- No data available at this section
- NA No data available



Horse/Jockey Name	Fit And Proper
Final Rank	7
Fastest Section Time (Section)	0:11.35 (400m)
Top Speed [km/h] (Section)	64.0 (400m)
Race State	Finished



Doomben QLD Professional
Race 1: SKY RACING Maiden Plate - 1650m

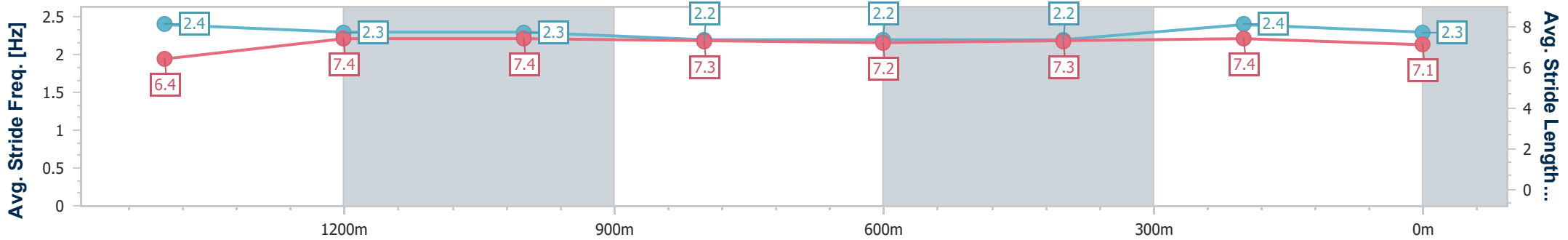
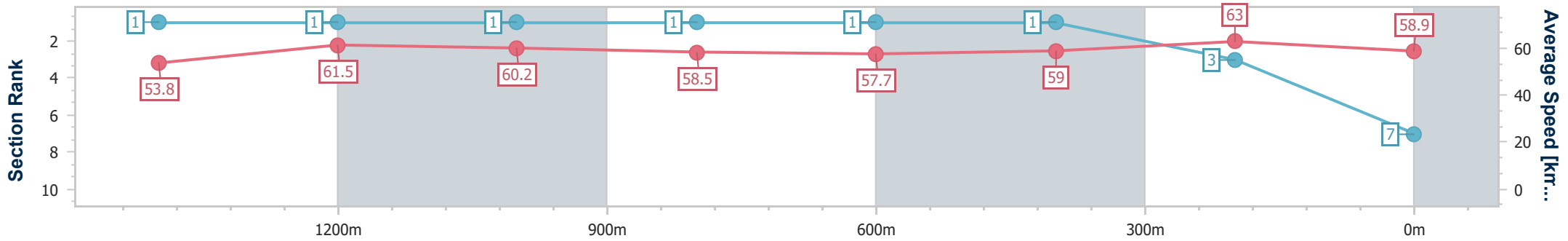


15 November 2023 - 13:19

Track Rating: Good 4, Weather: Fine, Rail Position: 8m Entire

BRISBANE RACING CLUB

Section	Overall	1400m	1200m	1000m	800m	600m	400m	200m
Section Times	1:40.96 [7] (0:16.67)	1:24.29 [1] (0:11.61)	1:12.68 [1] (0:11.97)	1:00.71 [1] (0:12.36)	0:48.35 [1] (0:12.60)	0:35.75 [1] (0:12.14)	0:23.61 [1] (0:11.35)	0:12.26 [3] (0:12.26)
Average Speed [km/h]	53.8	61.5	60.2	58.5	57.7	59.0	63.0	58.9
Top Speed [km/h]	63.6	63.5	61.3	59.9	58.9	61.1	64.0	61.6
Avg. Dist. to Rail [m]	1.6	1.3	0.7	1.5	1.6	0.8	2.8	2.2
Avg. Stride Freq. [Hz]	2.4	2.3	2.3	2.2	2.2	2.2	2.4	2.3
Avg. Stride Length [m]	6.4	7.4	7.4	7.3	7.2	7.3	7.4	7.1



- [] Ranking at each section and finish
- .-.- No data available at this section
- NA No data available



Horse/Jockey Name	Papal Miss
Final Rank	8
Fastest Section Time (Section)	0:11.24 (400m)
Top Speed [km/h] (Section)	65.1 (400m)
Race State	Finished



Doomben QLD Professional

Race 1: SKY RACING Maiden Plate - 1650m

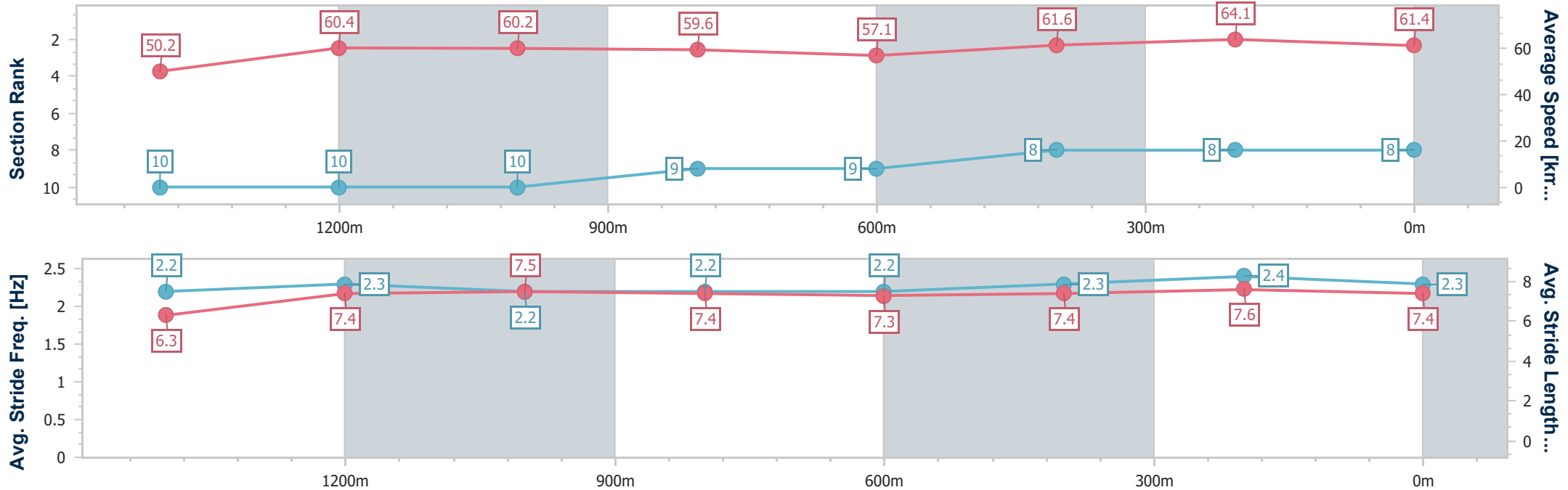
15 November 2023 - 13:19

Track Rating: Good 4, Weather: Fine, Rail Position: 8m Entire



BRISBANE RACING CLUB

Section	Overall	1400m	1200m	1000m	800m	600m	400m	200m
Section Times	1:41.19 [8] (0:17.90)	1:23.29 [10] (0:11.91)	1:11.38 [10] (0:11.97)	0:59.41 [10] (0:12.05)	0:47.36 [9] (0:12.64)	0:34.72 [9] (0:11.75)	0:22.97 [8] (0:11.24)	0:11.73 [8] (0:11.73)
Average Speed [km/h]	50.2	60.4	60.2	59.6	57.1	61.6	64.1	61.4
Top Speed [km/h]	60.5	61.9	61.5	60.4	58.5	63.3	65.1	63.3
Avg. Dist. to Rail [m]	4.2	0.7	0.3	0.7	0.6	1.1	0.2	1.0
Avg. Stride Freq. [Hz]	2.2	2.3	2.2	2.2	2.2	2.3	2.4	2.3
Avg. Stride Length [m]	6.3	7.4	7.5	7.4	7.3	7.4	7.6	7.4



- [] Ranking at each section and finish
- .-.- No data available at this section
- NA No data available



Horse/Jockey Name	Beam Me Up
Final Rank	9
Fastest Section Time (Section)	0:11.19 (400m)
Top Speed [km/h] (Section)	66.3 (400m)
Race State	Finished



Doomben QLD Professional

Race 1: SKY RACING Maiden Plate - 1650m

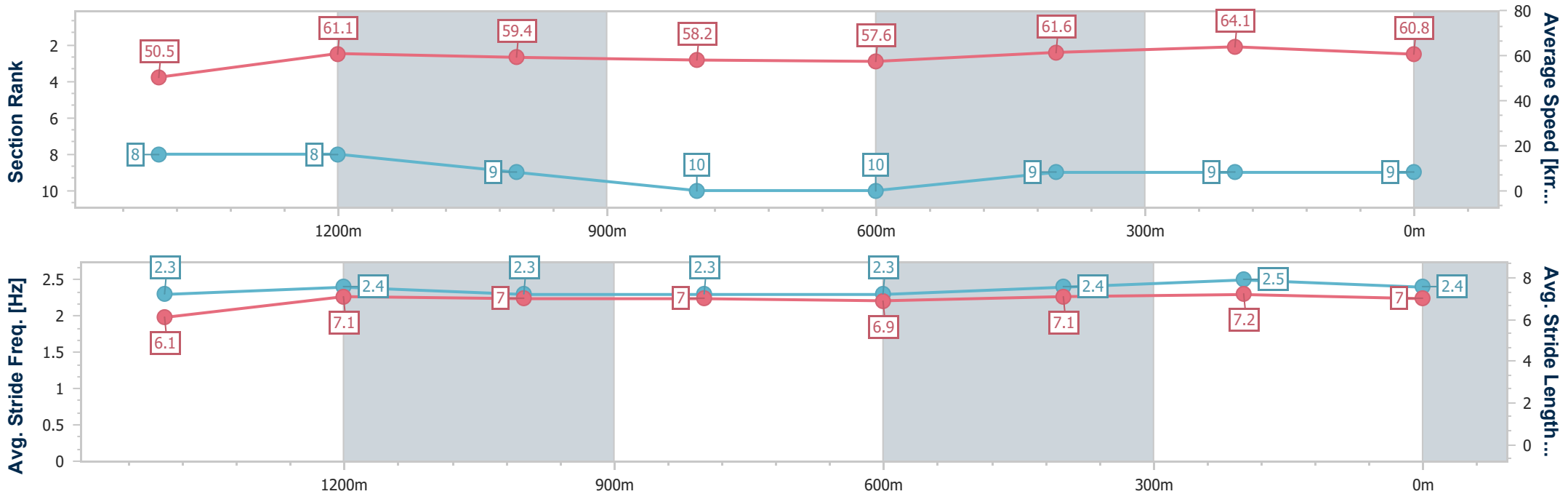
15 November 2023 - 13:19

Track Rating: Good 4, Weather: Fine, Rail Position: 8m Entire



BRISBANE RACING CLUB

Section	Overall	1400m	1200m	1000m	800m	600m	400m	200m
Section Times	1:41.38 [9] (0:17.80)	1:23.58 [8] (0:11.74)	1:11.84 [8] (0:12.13)	0:59.71 [9] (0:12.35)	0:47.36 [10] (0:12.60)	0:34.76 [10] (0:11.71)	0:23.05 [9] (0:11.19)	0:11.86 [9] (0:11.86)
Average Speed [km/h]	50.5	61.1	59.4	58.2	57.6	61.6	64.1	60.8
Top Speed [km/h]	62.9	63.7	61.1	59.0	59.6	63.1	66.3	63.3
Avg. Dist. to Rail [m]	1.5	0.8	1.2	1.1	0.7	0.4	0.3	2.0
Avg. Stride Freq. [Hz]	2.3	2.4	2.3	2.3	2.3	2.4	2.5	2.4
Avg. Stride Length [m]	6.1	7.1	7.0	7.0	6.9	7.1	7.2	7.0



- [] Ranking at each section and finish
- .-.- No data available at this section
- NA No data available



Horse/Jockey Name	Glenisla
Final Rank	10
Fastest Section Time (Section)	0:11.72 (1400m)
Top Speed [km/h] (Section)	62.4 (1400m)
Race State	Finished



Doomben QLD Professional
Race 1: SKY RACING Maiden Plate - 1650m

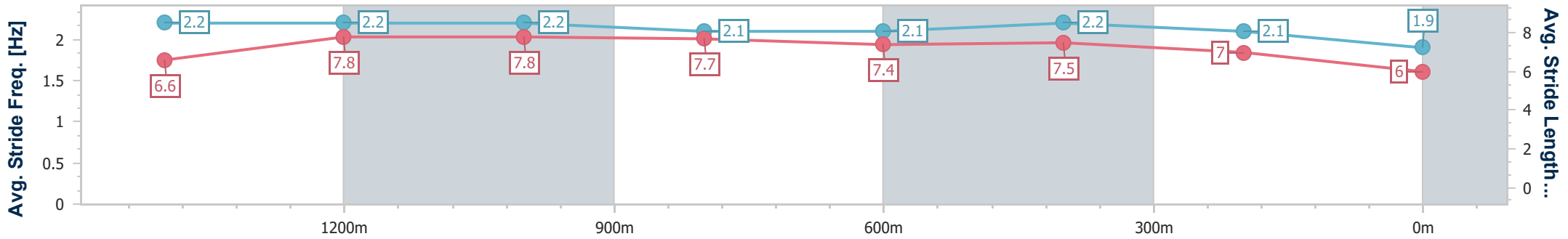
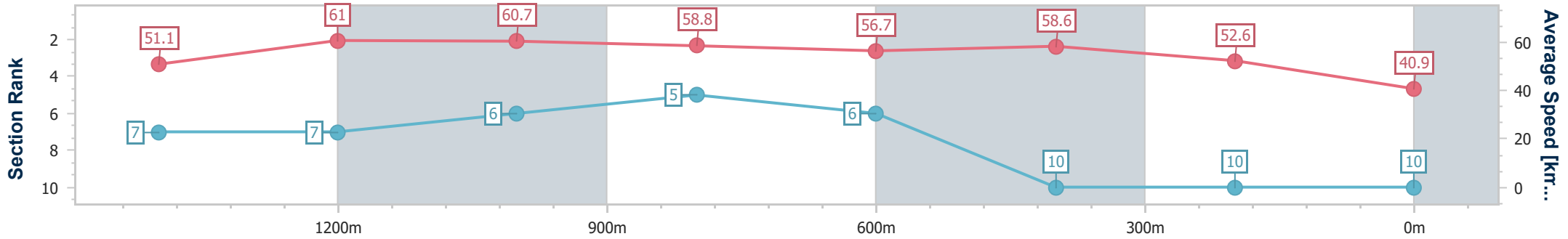


15 November 2023 - 13:19

Track Rating: Good 4, Weather: Fine, Rail Position: 8m Entire

BRISBANE RACING CLUB

Section	Overall	1400m	1200m	1000m	800m	600m	400m	200m
Section Times	1:49.64 [10] (0:17.57)	1:32.07 [7] (0:11.72)	1:20.35 [7] (0:11.88)	1:08.47 [6] (0:12.30)	0:56.17 [5] (0:12.72)	0:43.45 [6] (0:12.27)	0:31.18 [10] (0:13.58)	0:17.60 [10] (0:17.60)
Average Speed [km/h]	51.1	61.0	60.7	58.8	56.7	58.6	52.6	40.9
Top Speed [km/h]	62.3	62.4	61.0	60.5	58.5	59.3	57.0	49.3
Avg. Dist. to Rail [m]	1.4	0.9	0.4	0.8	0.8	0.8	1.4	1.1
Avg. Stride Freq. [Hz]	2.2	2.2	2.2	2.1	2.1	2.2	2.1	1.9
Avg. Stride Length [m]	6.6	7.8	7.8	7.7	7.4	7.5	7.0	6.0



- [] Ranking at each section and finish
- .-.- No data available at this section
- NA No data available