



Doomben QLD Professional
Race 6: LADBROKES OWNERS INCENTIVE SCHEME BENCHMARK 70
Handicap (4YO ONLY QTIS BONUSES APPLICABLE) - 1350m
15 November 2023 - 16:13



Track Rating: Good 4, Weather: Fine, Rail Position: 8 metres Entire Course.

Section		Overall	1200m	1000m	800m	600m	400m	Last 600m				
Field Times		1:19.00 (0:11.00)	1:08.00 (0:11.00)	0:57.00 (0:11.38)	0:45.62 (0:11.67)	0:33.95 (0:11.35)	0:22.60 (0:10.94)	0:33.95				
Rank	TAB Horse/Jockey	Barrier	Top Speed [km/h]	Fastest Section	Distance Travelled [m]							
1	13 THANKFUL HEART Ryan Maloney	12	67.9 1200m	0:10.91 1200m	1:19.00 [1] (0:11.09)	1:07.91 [3] (0:10.91)	0:57.00 [1] (0:11.38)	0:45.62 [1] (0:11.67)	0:33.95 [1] (0:11.35)	0:22.60 [1] (0:10.94)	0:33.95	
2	4 TOO HARD TO REFUSE Bailey Wheeler	3	65.9 400m	0:11.02 400m	1:19.39 [2] (0:11.04)	1:08.35 [2] (0:11.18)	0:57.17 [3] (0:11.57)	0:45.60 [3] (0:11.66)	0:33.94 [4] (0:11.29)	0:22.65 [4] (0:11.02)	0:33.94	+1
3	6 EVOCATOR Martin Harley	6	67.3 400m	0:10.83 400m	1:19.46 [3] (0:11.20)	1:08.26 [5] (0:11.16)	0:57.10 [5] (0:11.46)	0:45.64 [4] (0:11.53)	0:34.11 [3] (0:11.36)	0:22.75 [3] (0:10.83)	0:34.11	+8
4	2 ACROPHOBIC Justin Huxtable	2	66.3 400m	0:10.96 400m	1:19.46 [4] (0:11.47)	1:07.99 [8] (0:11.27)	0:56.72 [8] (0:11.44)	0:45.28 [8] (0:11.64)	0:33.64 [8] (0:11.22)	0:22.42 [8] (0:10.96)	0:33.64	+5
5	12 CASROCK Cejay Graham	1	66.9 400m	0:11.00 400m	1:19.56 [5] (0:11.12)	1:08.44 [4] (0:11.22)	0:57.22 [4] (0:11.52)	0:45.70 [6] (0:11.79)	0:33.91 [6] (0:11.28)	0:22.63 [6] (0:11.00)	0:33.91	+8
6	5 AVENUE OF STARS Jag Guthmann-Chester	5	66.4 400m	0:11.00 Overall	1:19.65 [6] (0:11.00)	1:08.65 [1] (0:11.13)	0:57.52 [2] (0:11.57)	0:45.95 [2] (0:11.63)	0:34.32 [2] (0:11.37)	0:22.95 [2] (0:11.08)	0:34.32	+6
7	9 COMMANDMENT Andrew Mallyon	4	66.0 400m	0:11.04 400m	1:19.93 [7] (0:11.27)	1:08.66 [6] (0:11.13)	0:57.53 [6] (0:11.43)	0:46.10 [5] (0:11.70)	0:34.40 [5] (0:11.45)	0:22.95 [7] (0:11.04)	0:34.40	+11
8	3 COLLAY'S SPIRIT Sean Cormack	7	66.5 400m	0:11.05 400m	1:19.99 [8] (0:11.40)	1:08.59 [7] (0:11.19)	0:57.40 [7] (0:11.44)	0:45.96 [7] (0:11.62)	0:34.34 [7] (0:11.18)	0:23.16 [5] (0:11.05)	0:34.34	+9

Scratched: Sciconic (#1), Lady Wardell (#10), Bullion Boy (#11), Maya Bay (#7), Why We Drink (#8)

[] Ranking at each section and finish
 -:-:- No data available at this section
 NA No data available

SCN Saddle cloth number
 DNF Did not finish
 DNT Did not track



Doomben QLD Professional
Race 6: LADBROKES OWNERS INCENTIVE SCHEME BENCHMARK 70
Handicap (4YO ONLY QTIS BONUSES APPLICABLE) - 1350m
15 November 2023 - 16:13



Track Rating: Good 4, Weather: Fine, Rail Position: 8 metres Entire Course.

Section				200m				Last 600m	
Field Times				0:11.66				0:33.95	
				(0:11.66)					
Rank	TAB	Horse/Jockey	Barrier	Top Speed [km/h]	Fastest Section	Margin			Distance Travelled [m]
1	13	THANKFUL HEART Ryan Maloney	12	67.9 1200m	0:10.91 1200m	0:11.66 [1] (0:11.66)	1:19.00		0:33.95
2	4	TOO HARD TO REFUSE Bailey Wheeler	3	65.9 400m	0:11.02 400m	0:11.63 [3] (0:11.63)	2.28L		0:33.94 +1
3	6	EVOCATOR Martin Harley	6	67.3 400m	0:10.83 400m	0:11.92 [2] (0:11.92)	2.69L		0:34.11 +8
4	2	ACROPHOBIC Justin Huxtable	2	66.3 400m	0:10.96 400m	0:11.46 [7] (0:11.46)	2.7L		0:33.64 +5
5	12	CASROCK Cejay Graham	1	66.9 400m	0:11.00 400m	0:11.63 [6] (0:11.63)	3.3L		0:33.91 +8
6	5	AVENUE OF STARS Jag Guthmann-Chester	5	66.4 400m	0:11.00 Overall	0:11.87 [4] (0:11.87)	3.78L		0:34.32 +6
7	9	COMMANDMENT Andrew Mallyon	4	66.0 400m	0:11.04 400m	0:11.91 [8] (0:11.91)	5.44L		0:34.40 +11
8	3	COLLAY'S SPIRIT Sean Cormack	7	66.5 400m	0:11.05 400m	0:12.11 [5] (0:12.11)	5.81L		0:34.34 +9

Scratched: Sciconic (#1), Lady Wardell (#10), Bullion Boy (#11), Maya Bay (#7), Why We Drink (#8)



Horse/Jockey Name	Thankful Heart
Final Rank	1
Fastest Section Time (Section)	0:10.91 (1200m)
Top Speed [km/h] (Section)	67.9 (1200m)
Race State	Finished



Doomben QLD Professional
Race 6: LADBROKES OWNERS INCENTIVE SCHEME
BENCHMARK 70 Handicap (4YO ONLY QTIS BONUSES
APPLICABLE) - 1350m

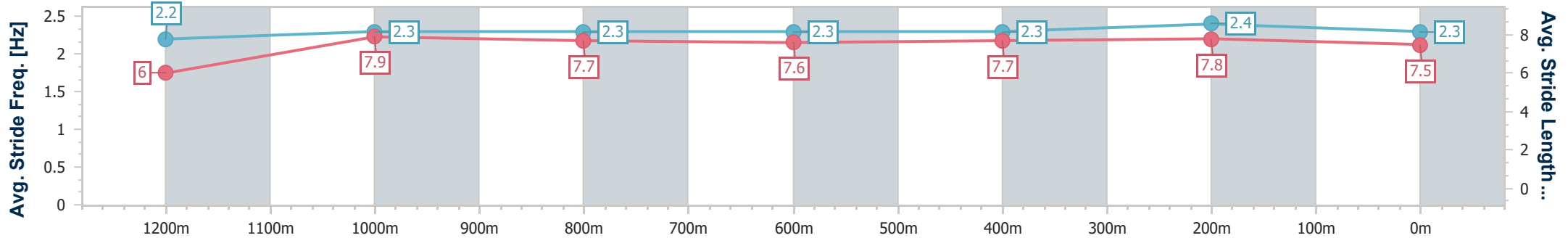
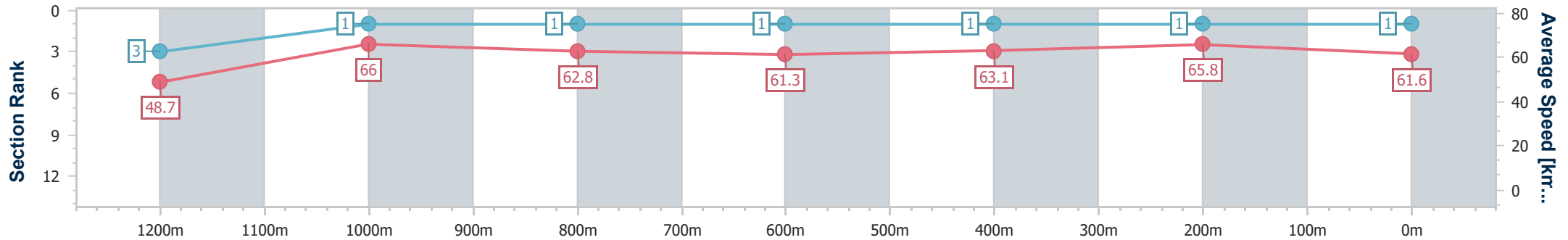


BRISBANE
RACING CLUB

15 November 2023 - 16:13

Track Rating: Good 4, Weather: Fine, Rail Position: 8 metres Entire Course.

Section	Overall	1200m	1000m	800m	600m	400m	200m
Section Times	1:19.00 [1] (0:11.09)	1:07.91 [3] (0:10.91)	0:57.00 [1] (0:11.38)	0:45.62 [1] (0:11.67)	0:33.95 [1] (0:11.35)	0:22.60 [1] (0:10.94)	0:11.66 [1] (0:11.66)
Average Speed [km/h]	48.7	66.0	62.8	61.3	63.1	65.8	61.6
Top Speed [km/h]	66.9	67.9	64.1	62.5	64.2	67.1	65.5
Avg. Dist. to Rail [m]	6.0	1.4	1.1	1.9	1.0	0.5	0.7
Avg. Stride Freq. [Hz]	2.2	2.3	2.3	2.3	2.3	2.4	2.3
Avg. Stride Length [m]	6.0	7.9	7.7	7.6	7.7	7.8	7.5



- [] Ranking at each section and finish
- .-.- No data available at this section
- NA No data available



Horse/Jockey Name	Too Hard To Refuse
Final Rank	2
Fastest Section Time (Section)	0:11.02 (400m)
Top Speed [km/h] (Section)	65.9 (400m)
Race State	Finished



Doomben QLD Professional
Race 6: LADBROKES OWNERS INCENTIVE SCHEME
BENCHMARK 70 Handicap (4YO ONLY QTIS BONUSES
APPLICABLE) - 1350m

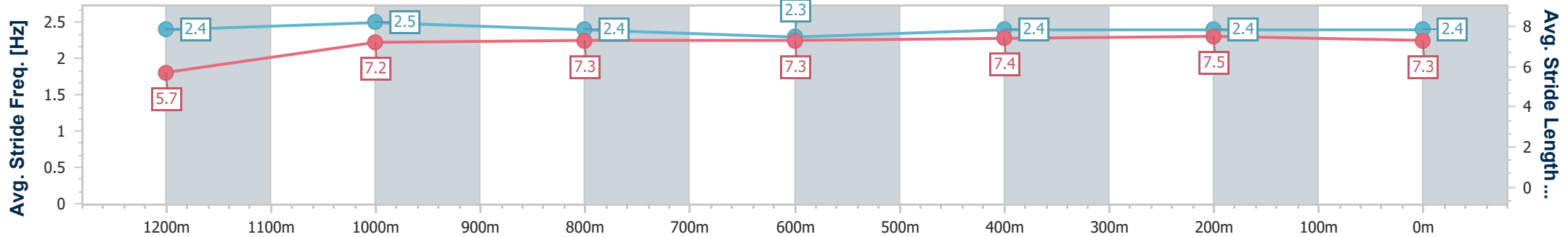
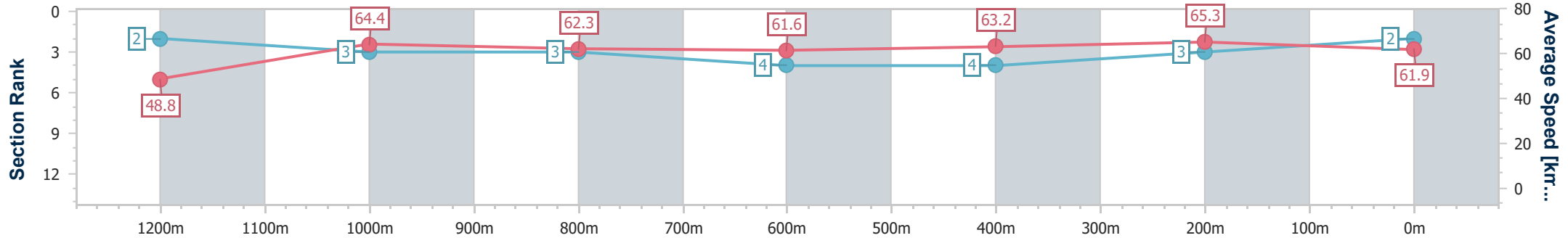


BRISBANE
RACING CLUB

15 November 2023 - 16:13

Track Rating: Good 4, Weather: Fine, Rail Position: 8 metres Entire Course.

Section	Overall	1200m	1000m	800m	600m	400m	200m
Section Times	1:19.39 [2] (0:11.04)	1:08.35 [2] (0:11.18)	0:57.17 [3] (0:11.57)	0:45.60 [3] (0:11.66)	0:33.94 [4] (0:11.29)	0:22.65 [4] (0:11.02)	0:11.63 [3] (0:11.63)
Average Speed [km/h]	48.8	64.4	62.3	61.6	63.2	65.3	61.9
Top Speed [km/h]	64.0	65.8	63.3	62.6	64.8	65.9	65.6
Avg. Dist. to Rail [m]	2.1	0.7	0.3	0.7	1.2	1.1	3.0
Avg. Stride Freq. [Hz]	2.4	2.5	2.4	2.3	2.4	2.4	2.4
Avg. Stride Length [m]	5.7	7.2	7.3	7.3	7.4	7.5	7.3



- [] Ranking at each section and finish
- .-.- No data available at this section
- NA No data available



Horse/Jockey Name	Evocator
Final Rank	3
Fastest Section Time (Section)	0:10.83 (400m)
Top Speed [km/h] (Section)	67.3 (400m)
Race State	Finished



Doomben QLD Professional
Race 6: LADBROKES OWNERS INCENTIVE SCHEME
BENCHMARK 70 Handicap (4YO ONLY QTIS BONUSES
APPLICABLE) - 1350m

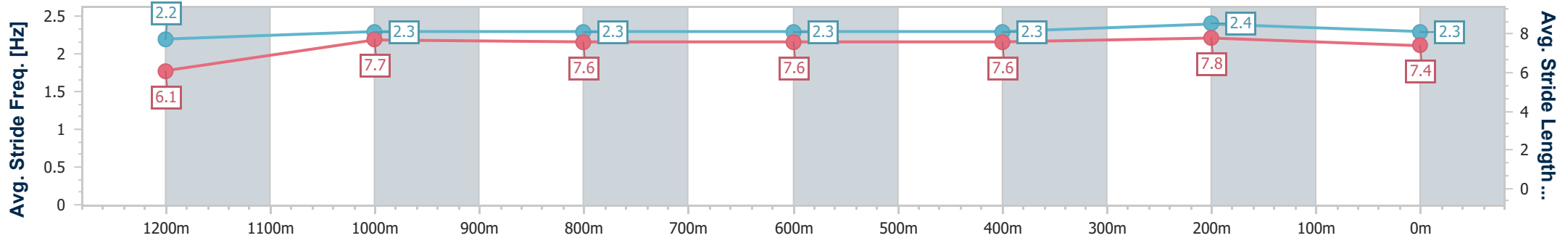
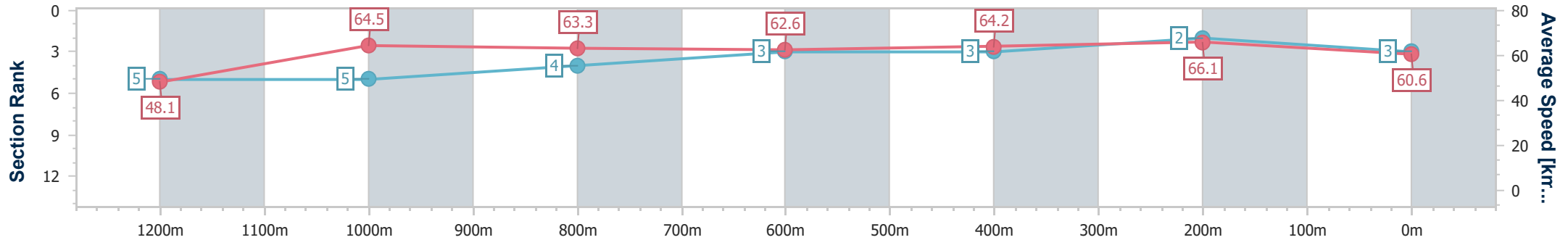


BRISBANE
RACING CLUB

15 November 2023 - 16:13

Track Rating: Good 4, Weather: Fine, Rail Position: 8 metres Entire Course.

Section	Overall	1200m	1000m	800m	600m	400m	200m
Section Times	1:19.46 [3] (0:11.20)	1:08.26 [5] (0:11.16)	0:57.10 [5] (0:11.46)	0:45.64 [4] (0:11.53)	0:34.11 [3] (0:11.36)	0:22.75 [3] (0:10.83)	0:11.92 [2] (0:11.92)
Average Speed [km/h]	48.1	64.5	63.3	62.6	64.2	66.1	60.6
Top Speed [km/h]	65.5	65.6	64.6	63.9	65.3	67.3	64.9
Avg. Dist. to Rail [m]	4.8	2.4	1.9	1.2	1.5	0.5	0.6
Avg. Stride Freq. [Hz]	2.2	2.3	2.3	2.3	2.3	2.4	2.3
Avg. Stride Length [m]	6.1	7.7	7.6	7.6	7.6	7.8	7.4



- [] Ranking at each section and finish
- .-.- No data available at this section
- NA No data available



Horse/Jockey Name	Acrophobic
Final Rank	4
Fastest Section Time (Section)	0:10.96 (400m)
Top Speed [km/h] (Section)	66.3 (400m)
Race State	Finished



Doomben QLD Professional
Race 6: LADBROKES OWNERS INCENTIVE SCHEME
BENCHMARK 70 Handicap (4YO ONLY QTIS BONUSES
APPLICABLE) - 1350m

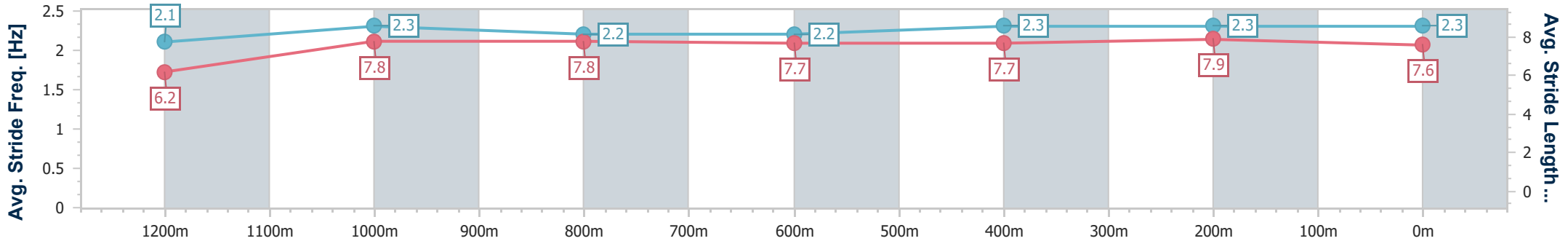
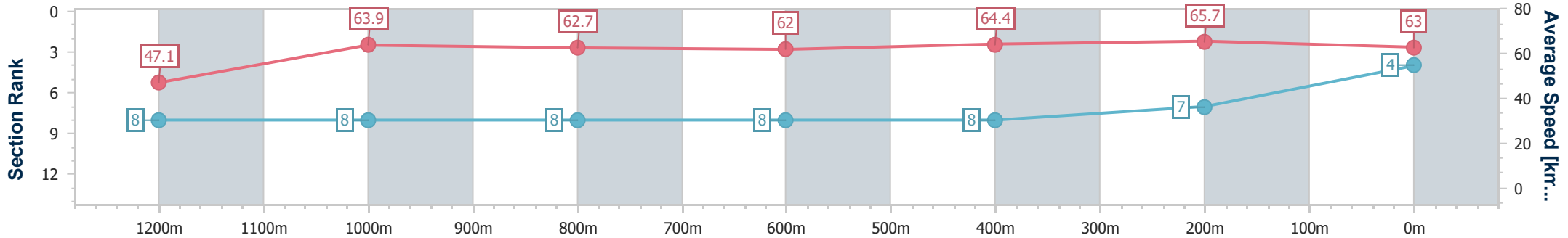


BRISBANE
RACING CLUB

15 November 2023 - 16:13

Track Rating: Good 4, Weather: Fine, Rail Position: 8 metres Entire Course.

Section	Overall	1200m	1000m	800m	600m	400m	200m
Section Times	1:19.46 [4] (0:11.47)	1:07.99 [8] (0:11.27)	0:56.72 [8] (0:11.44)	0:45.28 [8] (0:11.64)	0:33.64 [8] (0:11.22)	0:22.42 [8] (0:10.96)	0:11.46 [7] (0:11.46)
Average Speed [km/h]	47.1	63.9	62.7	62.0	64.4	65.7	63.0
Top Speed [km/h]	63.7	64.7	64.8	63.1	65.8	66.3	65.9
Avg. Dist. to Rail [m]	1.2	0.2	0.7	0.3	0.9	2.0	1.7
Avg. Stride Freq. [Hz]	2.1	2.3	2.2	2.2	2.3	2.3	2.3
Avg. Stride Length [m]	6.2	7.8	7.8	7.7	7.7	7.9	7.6



- [] Ranking at each section and finish
- .-.- No data available at this section
- NA No data available



Horse/Jockey Name	Casrock
Final Rank	5
Fastest Section Time (Section)	0:11.00 (400m)
Top Speed [km/h] (Section)	66.9 (400m)
Race State	Finished



Doomben QLD Professional
Race 6: LADBROKES OWNERS INCENTIVE SCHEME
BENCHMARK 70 Handicap (4YO ONLY QTIS BONUSES
APPLICABLE) - 1350m

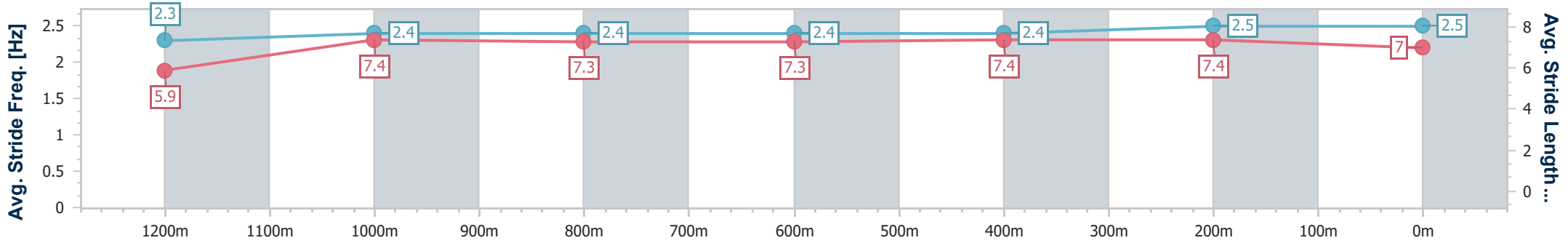
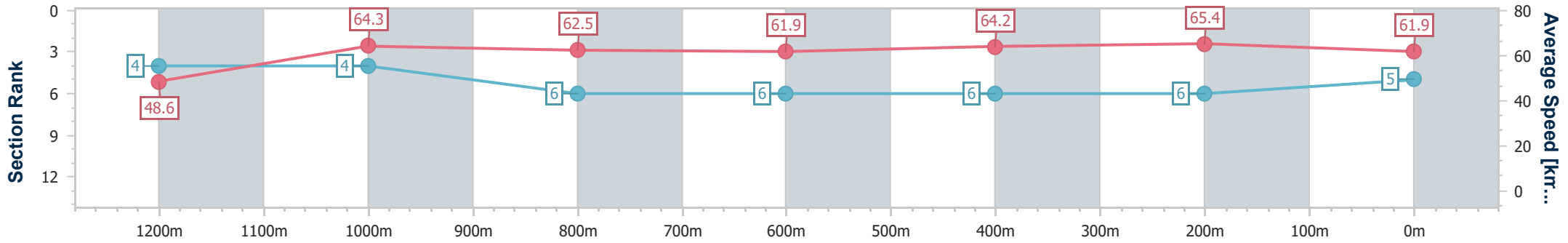


BRISBANE
RACING CLUB

15 November 2023 - 16:13

Track Rating: Good 4, Weather: Fine, Rail Position: 8 metres Entire Course.

Section	Overall	1200m	1000m	800m	600m	400m	200m
Section Times	1:19.56 [5] (0:11.12)	1:08.44 [4] (0:11.22)	0:57.22 [4] (0:11.52)	0:45.70 [6] (0:11.79)	0:33.91 [6] (0:11.28)	0:22.63 [6] (0:11.00)	0:11.63 [6] (0:11.63)
Average Speed [km/h]	48.6	64.3	62.5	61.9	64.2	65.4	61.9
Top Speed [km/h]	63.4	65.5	63.9	62.9	65.6	66.9	65.7
Avg. Dist. to Rail [m]	1.0	0.9	1.1	2.3	1.2	0.3	1.1
Avg. Stride Freq. [Hz]	2.3	2.4	2.4	2.4	2.4	2.5	2.5
Avg. Stride Length [m]	5.9	7.4	7.3	7.3	7.4	7.4	7.0



- [] Ranking at each section and finish
- .-.- No data available at this section
- NA No data available



Horse/Jockey Name	Avenue Of Stars
Final Rank	6
Fastest Section Time (Section)	0:11.00 (Overall)
Top Speed [km/h] (Section)	66.4 (400m)
Race State	Finished



Doomben QLD Professional
Race 6: LADBROKES OWNERS INCENTIVE SCHEME
BENCHMARK 70 Handicap (4YO ONLY QTIS BONUSES
APPLICABLE) - 1350m

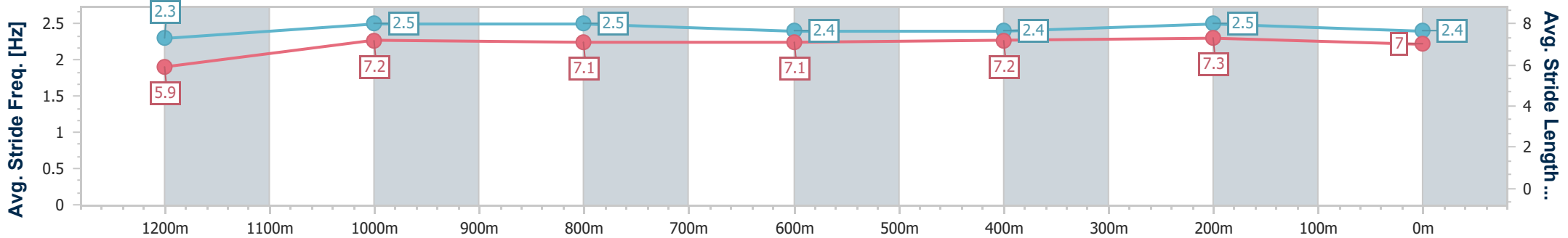
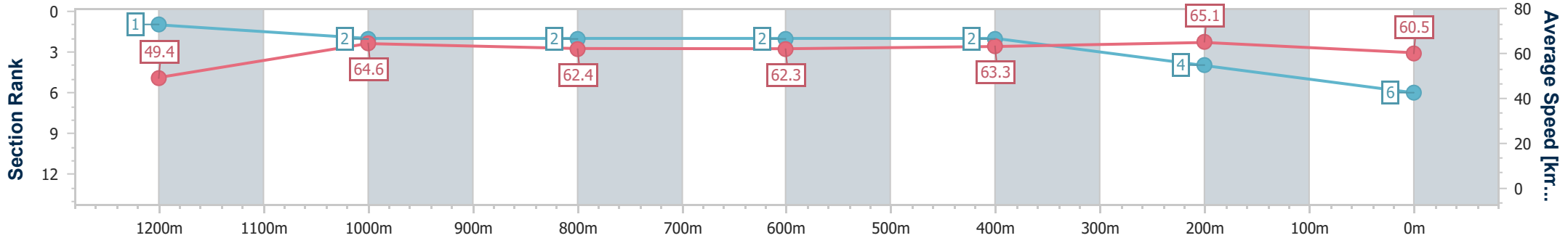


BRISBANE
RACING CLUB

15 November 2023 - 16:13

Track Rating: Good 4, Weather: Fine, Rail Position: 8 metres Entire Course.

Section	Overall	1200m	1000m	800m	600m	400m	200m
Section Times	1:19.65 [6] (0:11.00)	1:08.65 [1] (0:11.13)	0:57.52 [2] (0:11.57)	0:45.95 [2] (0:11.63)	0:34.32 [2] (0:11.37)	0:22.95 [2] (0:11.08)	0:11.87 [4] (0:11.87)
Average Speed [km/h]	49.4	64.6	62.4	62.3	63.3	65.1	60.5
Top Speed [km/h]	63.8	65.7	64.1	63.8	64.5	66.4	63.9
Avg. Dist. to Rail [m]	4.4	2.1	1.5	0.9	0.3	0.8	2.7
Avg. Stride Freq. [Hz]	2.3	2.5	2.5	2.4	2.4	2.5	2.4
Avg. Stride Length [m]	5.9	7.2	7.1	7.1	7.2	7.3	7.0



- [] Ranking at each section and finish
- .-.- No data available at this section
- NA No data available



Horse/Jockey Name	Commandment
Final Rank	7
Fastest Section Time (Section)	0:11.04 (400m)
Top Speed [km/h] (Section)	66.0 (400m)
Race State	Finished



Doomben QLD Professional
Race 6: LADBROKES OWNERS INCENTIVE SCHEME
BENCHMARK 70 Handicap (4YO ONLY QTIS BONUSES
APPLICABLE) - 1350m

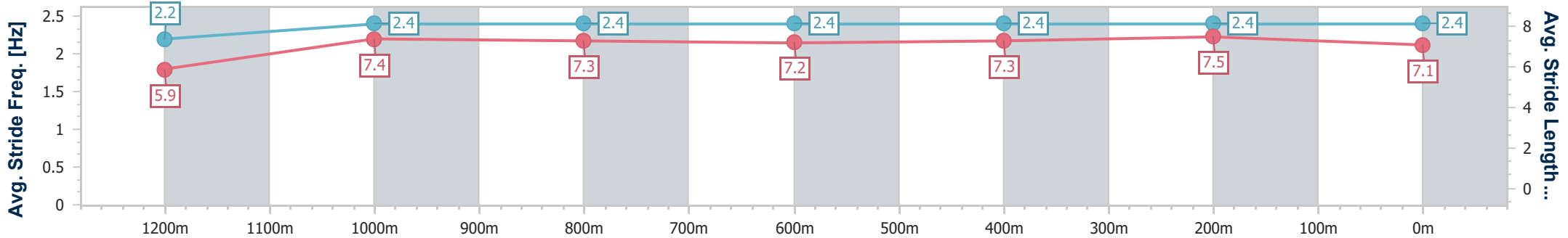
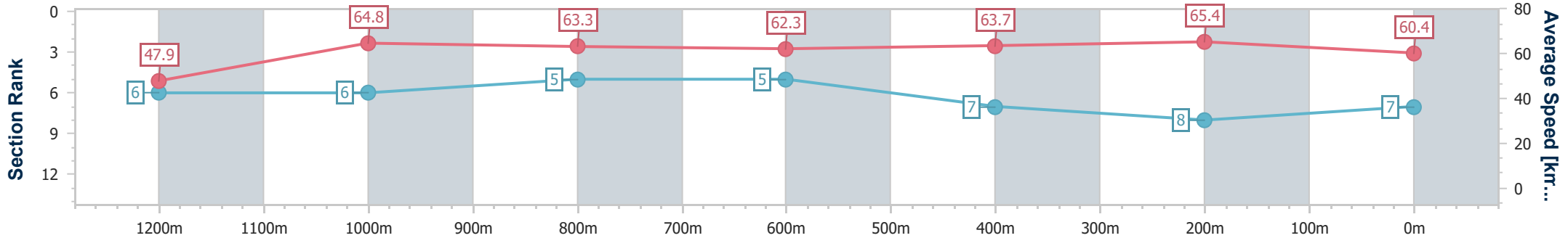


BRISBANE
RACING CLUB

15 November 2023 - 16:13

Track Rating: Good 4, Weather: Fine, Rail Position: 8 metres Entire Course.

Section	Overall	1200m	1000m	800m	600m	400m	200m
Section Times	1:19.93 [7] (0:11.27)	1:08.66 [6] (0:11.13)	0:57.53 [6] (0:11.43)	0:46.10 [5] (0:11.70)	0:34.40 [5] (0:11.45)	0:22.95 [7] (0:11.04)	0:11.91 [8] (0:11.91)
Average Speed [km/h]	47.9	64.8	63.3	62.3	63.7	65.4	60.4
Top Speed [km/h]	64.5	65.4	65.1	63.5	65.4	66.0	63.6
Avg. Dist. to Rail [m]	3.3	1.1	1.2	2.6	2.9	1.4	2.9
Avg. Stride Freq. [Hz]	2.2	2.4	2.4	2.4	2.4	2.4	2.4
Avg. Stride Length [m]	5.9	7.4	7.3	7.2	7.3	7.5	7.1



- [] Ranking at each section and finish
- .-.- No data available at this section
- NA No data available



Horse/Jockey Name	Collay's Spirit
Final Rank	8
Fastest Section Time (Section)	0:11.05 (400m)
Top Speed [km/h] (Section)	66.5 (400m)
Race State	Finished



Doomben QLD Professional
Race 6: LADBROKES OWNERS INCENTIVE SCHEME
BENCHMARK 70 Handicap (4YO ONLY QTIS BONUSES
APPLICABLE) - 1350m

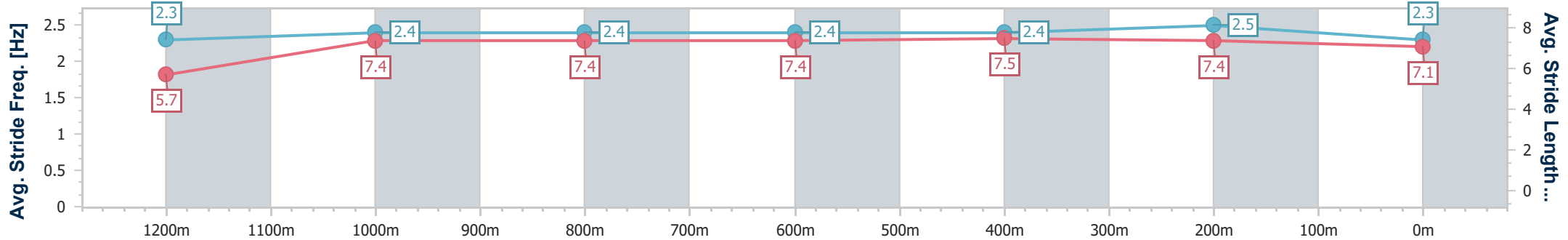
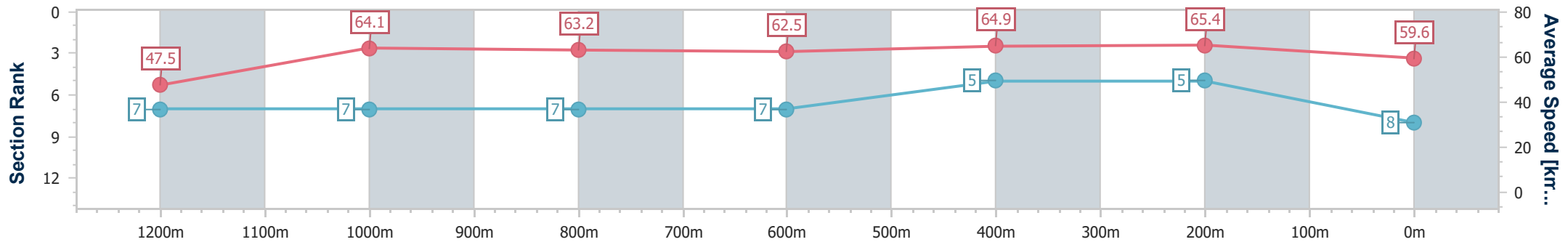


BRISBANE
RACING CLUB

15 November 2023 - 16:13

Track Rating: Good 4, Weather: Fine, Rail Position: 8 metres Entire Course.

Section	Overall	1200m	1000m	800m	600m	400m	200m
Section Times	1:19.99 [8] (0:11.40)	1:08.59 [7] (0:11.19)	0:57.40 [7] (0:11.44)	0:45.96 [7] (0:11.62)	0:34.34 [7] (0:11.18)	0:23.16 [5] (0:11.05)	0:12.11 [5] (0:12.11)
Average Speed [km/h]	47.5	64.1	63.2	62.5	64.9	65.4	59.6
Top Speed [km/h]	64.0	65.5	64.9	64.0	66.1	66.5	63.6
Avg. Dist. to Rail [m]	5.9	1.6	1.1	1.3	1.9	2.7	4.9
Avg. Stride Freq. [Hz]	2.3	2.4	2.4	2.4	2.4	2.5	2.3
Avg. Stride Length [m]	5.7	7.4	7.4	7.4	7.5	7.4	7.1



- [] Ranking at each section and finish
- .-.- No data available at this section
- NA No data available