



**Sunshine Coast QLD Professional**  
**Race 5: INNOVATIVE PLANNING SOLUTIONS BENCHMARK 68 Handicap**  
**- 1800m**  
**18 November 2023 - 14:38**



Track Rating: Good 4, Weather: Overcast, Rail Position: True

Section		Overall	1600m	1400m	1200m	1000m	800m	600m	Last 600m				
Field Times		1:49.86 (0:13.92)	1:35.94 (0:11.77)	1:24.17 (0:11.90)	1:12.27 (0:12.20)	1:00.07 (0:12.25)	0:47.82 (0:12.34)	0:35.48 (0:11.97)	0:35.48				
Rank	TAB Horse/Jockey	Barrier	Top Speed [km/h]	Fastest Section									Distance Travelled [m]
1	12 <b>KAPAKIRI</b> James Orman	17	66.0 400m	0:11.05 400m	1:49.86 [1] (0:15.02)	1:34.84 [13] (0:11.92)	1:22.92 [13] (0:12.34)	1:10.58 [13] (0:12.16)	0:58.42 [13] (0:12.06)	0:46.36 [13] (0:12.04)	0:34.32 [11] (0:11.53)	0:34.32	
2	7 <b>UNCOMMON VALOUR</b> Cejay Graham	13	65.9 400m	0:11.31 400m	1:50.09 [2] (0:14.35)	1:35.74 [5] (0:11.87)	1:23.87 [5] (0:12.28)	1:11.59 [6] (0:12.20)	0:59.39 [6] (0:12.10)	0:47.29 [6] (0:12.22)	0:35.07 [6] (0:11.85)	0:35.07	+2
3	16 <b>HALLSIDE MARTINI</b> Taylor Marshall	5	65.6 400m	0:11.23 400m	1:50.13 [3] (0:14.55)	1:35.58 [10] (0:11.85)	1:23.73 [8] (0:12.34)	1:11.39 [8] (0:12.17)	0:59.22 [9] (0:12.14)	0:47.08 [9] (0:12.19)	0:34.89 [9] (0:11.72)	0:34.89	+0
4	8 <b>COLLEAGUES</b> Ryan Maloney	12	63.3 1600m	0:11.68 400m	1:50.31 [4] (0:13.98)	1:36.33 [2] (0:11.71)	1:24.62 [1] (0:11.90)	1:12.72 [1] (0:12.20)	1:00.52 [1] (0:12.25)	0:48.27 [1] (0:12.34)	0:35.93 [1] (0:11.97)	0:35.93	-1
5	18 <b>BIG TICKET BOY</b> Michael Murphy	3	63.5 400m	0:11.54 400m	1:50.38 [5] (0:14.07)	1:36.31 [3] (0:11.91)	1:24.40 [4] (0:12.18)	1:12.22 [4] (0:12.22)	1:00.00 [4] (0:12.15)	0:47.85 [4] (0:12.25)	0:35.60 [4] (0:11.76)	0:35.60	+0
6	4 <b>BEDFORD SQUARE</b> Justin Huxtable	11	64.1 400m	0:11.52 400m	1:50.46 [6] (0:14.98)	1:35.48 [12] (0:11.71)	1:23.77 [12] (0:12.28)	1:11.49 [10] (0:12.11)	0:59.38 [10] (0:12.14)	0:47.24 [10] (0:12.14)	0:35.10 [10] (0:11.58)	0:35.10	-4
7	13 <b>TAIRUA</b> Jaden Lloyd	6	65.5 Overall	0:11.66 400m	1:50.55 [7] (0:13.92)	1:36.63 [1] (0:11.94)	1:24.69 [2] (0:12.07)	1:12.62 [3] (0:12.21)	1:00.41 [3] (0:12.18)	0:48.23 [3] (0:12.28)	0:35.95 [3] (0:11.87)	0:35.95	-6
8	5 <b>MY PINS</b> Martin Harley	2	63.5 400m	0:11.49 400m	1:50.66 [8] (0:14.26)	1:36.40 [4] (0:11.98)	1:24.42 [6] (0:12.08)	1:12.34 [5] (0:12.15)	1:00.19 [5] (0:12.19)	0:48.00 [5] (0:12.31)	0:35.69 [5] (0:11.82)	0:35.69	-3
9	3 <b>COUP DE TONNERRE</b> Ben Thompson	22	65.6 1600m	0:11.51 1600m	1:50.86 [9] (0:14.38)	1:36.48 [6] (0:11.51)	1:24.97 [3] (0:11.95)	1:13.02 [2] (0:12.17)	1:00.85 [2] (0:12.22)	0:48.63 [2] (0:12.27)	0:36.36 [2] (0:12.11)	0:36.36	+3
10	10 <b>CONTRITION</b> Mark Du Plessis	7	64.0 400m	0:11.38 400m	1:50.92 [10] (0:14.72)	1:36.20 [11] (0:11.93)	1:24.27 [11] (0:12.40)	1:11.87 [11] (0:12.17)	0:59.70 [11] (0:12.14)	0:47.56 [11] (0:12.20)	0:35.36 [12] (0:11.87)	0:35.36	+4

Scratched: Time To Testify (#20), Champagne Pop (#17), A Big Chance (#21), Security Advisor (#6), Esky (#23), Encompass (#11), Fleur Du Monde (#14), Always On Show (#1), Prefer Us (#15)

[ ] Ranking at each section and finish  
 -:-:- No data available at this section  
 NA No data available  
 SCN Saddle cloth number  
 DNF Did not finish  
 DNT Did not track



**Sunshine Coast QLD Professional**  
**Race 5: INNOVATIVE PLANNING SOLUTIONS BENCHMARK 68 Handicap**  
**- 1800m**  
**18 November 2023 - 14:38**



Track Rating: Good 4, Weather: Overcast, Rail Position: True

Section		Overall	1600m	1400m	1200m	1000m	800m	600m	Last 600m				
Field Times		1:49.86 (0:13.92)	1:35.94 (0:11.77)	1:24.17 (0:11.90)	1:12.27 (0:12.20)	1:00.07 (0:12.25)	0:47.82 (0:12.34)	0:35.48 (0:11.97)	0:35.48				
Rank	TAB Horse/Jockey	Barrier	Top Speed [km/h]	Fastest Section						Distance Travelled [m]			
11	22 GULF OF SAROS Luke Tarrant	8	64.1	0:11.55	1:51.19 [11] Overall (0:15.21)	1:35.98 [14] 400m (0:12.14)	1:23.84 [14] 400m (0:12.41)	1:11.43 [14] 400m (0:12.15)	0:59.28 [14] 400m (0:12.03)	0:47.25 [14] 400m (0:11.89)	0:35.36 [14] 400m (0:11.72)	0:35.36	-3
12	19 TORQUE LEICA STAR Jake Bayliss	14	63.9	0:11.54	1:51.26 [12] 600m (0:14.48)	1:36.78 [8] 400m (0:12.12)	1:24.66 [10] 400m (0:12.56)	1:12.10 [12] 400m (0:12.13)	0:59.97 [12] 400m (0:12.19)	0:47.78 [12] 400m (0:12.19)	0:35.59 [13] 400m (0:11.71)	0:35.59	+3
13	9 COLLECTION POINT Micheal Hellyer	1	61.8	0:11.87	1:51.27 [13] 1600m (0:14.48)	1:36.79 [8] 400m (0:11.97)	1:24.82 [9] 400m (0:12.22)	1:12.60 [7] 400m (0:12.08)	1:00.52 [7] 400m (0:12.14)	0:48.38 [7] 400m (0:12.19)	0:36.19 [7] 400m (0:11.91)	0:36.19	-3
14	2 OUTBURST Jake Molloy	4	63.3	0:11.85	1:51.68 [14] 1600m (0:14.44)	1:37.24 [7] 400m (0:11.95)	1:25.29 [7] 400m (0:12.35)	1:12.94 [9] 400m (0:12.11)	1:00.83 [8] 400m (0:12.16)	0:48.67 [8] 400m (0:12.17)	0:36.50 [8] 400m (0:12.04)	0:36.50	+8

Scratched: Time To Testify (#20), Champagne Pop (#17), A Big Chance (#21), Security Advisor (#6), Esky (#23), Encompass (#11), Fleur Du Monde (#14), Always On Show (#1), Prefer Us (#15)

[ ] Ranking at each section and finish  
 -:-:-:- No data available at this section  
 NA No data available

SCN Saddle cloth number  
 DNF Did not finish  
 DNT Did not track



**Sunshine Coast QLD Professional**  
**Race 5: INNOVATIVE PLANNING SOLUTIONS BENCHMARK 68 Handicap**  
**- 1800m**  
**18 November 2023 - 14:38**



Track Rating: Good 4, Weather: Overcast, Rail Position: True

Section				400m	200m			Last 600m		
Field Times				0:23.51 (0:11.68)	0:11.83 (0:11.83)			0:35.48		
Rank	TAB	Horse/Jockey	Barrier	Top Speed [km/h]	Fastest Section	Margin			Distance Travelled [m]	
1	12	<b>KAPAKIRI</b> James Orman	17	66.0 400m	0:11.05 400m	0:22.79 [10] (0:11.05)	0:11.74 [3] (0:11.74)	1:49.86	0:34.32	
2	7	<b>UNCOMMON VALOUR</b> Cejay Graham	13	65.9 400m	0:11.31 400m	0:23.22 [6] (0:11.31)	0:11.91 [5] (0:11.91)	1.3L	0:35.07	+2
3	16	<b>HALLSIDE MARTINI</b> Taylor Marshall	5	65.6 400m	0:11.23 400m	0:23.17 [8] (0:11.23)	0:11.94 [6] (0:11.94)	1.5L	0:34.89	+0
4	8	<b>COLLEAGUES</b> Ryan Maloney	12	63.3 1600m	0:11.68 400m	0:23.96 [1] (0:11.68)	0:12.28 [1] (0:12.28)	2.5L	0:35.93	-1
5	18	<b>BIG TICKET BOY</b> Michael Murphy	3	63.5 400m	0:11.54 400m	0:23.84 [3] (0:11.54)	0:12.30 [2] (0:12.30)	2.8L	0:35.60	+0
6	4	<b>BEDFORD SQUARE</b> Justin Huxtable	11	64.1 400m	0:11.52 400m	0:23.52 [7] (0:11.52)	0:12.00 [9] (0:12.00)	3.1L	0:35.10	-4
7	13	<b>TAIRUA</b> Jaden Lloyd	6	65.5 Overall	0:11.66 400m	0:24.08 [2] (0:11.66)	0:12.42 [4] (0:12.42)	3.5L	0:35.95	-6
8	5	<b>MY PINS</b> Martin Harley	2	63.5 400m	0:11.49 400m	0:23.87 [5] (0:11.49)	0:12.38 [7] (0:12.38)	4L	0:35.69	-3
9	3	<b>COUP DE TONNERRE</b> Ben Thompson	22	65.6 1600m	0:11.51 1600m	0:24.25 [4] (0:11.84)	0:12.41 [8] (0:12.41)	5L	0:36.36	+3
10	10	<b>CONTRITION</b> Mark Du Plessis	7	64.0 400m	0:11.38 400m	0:23.49 [13] (0:11.38)	0:12.11 [10] (0:12.11)	5.2L	0:35.36	+4

Scratched: Time To Testify (#20), Champagne Pop (#17), A Big Chance (#21), Security Advisor (#6), Esky (#23), Encompass (#11), Fleur Du Monde (#14), Always On Show (#1), Prefer Us (#15)

[ ] Ranking at each section and finish  
 -:-:- No data available at this section  
 NA No data available  
 SCN Saddle cloth number  
 DNF Did not finish  
 DNT Did not track



**Sunshine Coast QLD Professional**  
**Race 5: INNOVATIVE PLANNING SOLUTIONS BENCHMARK 68 Handicap**  
**- 1800m**  
**18 November 2023 - 14:38**



Track Rating: Good 4, Weather: Overcast, Rail Position: True

Section				400m	200m			Last 600m		
Field Times				0:23.51 (0:11.68)	0:11.83 (0:11.83)			0:35.48		
Rank	TAB	Horse/Jockey	Barrier	Top Speed [km/h]	Fastest Section	Margin		Distance Travelled [m]		
11	22	<b>GULF OF SAROS</b>	8	64.1	0:11.55	0:23.64 [14]	0:12.09 [14]	6.7L	0:35.36	-3
		Luke Tarrant		Overall	400m	(0:11.55)	(0:12.09)			
12	19	<b>TORQUE LEICA STAR</b>	14	63.9	0:11.54	0:23.88 [12]	0:12.34 [12]	7L	0:35.59	+3
		Jake Bayliss		600m	400m	(0:11.54)	(0:12.34)			
13	9	<b>COLLECTION POINT</b>	1	61.8	0:11.87	0:24.28 [9]	0:12.41 [11]	7.1L	0:36.19	-3
		Micheal Hellyer		1600m	400m	(0:11.87)	(0:12.41)			
14	2	<b>OUTBURST</b>	4	63.3	0:11.85	0:24.46 [11]	0:12.61 [13]	9.4L	0:36.50	+8
		Jake Molloy		1600m	400m	(0:11.85)	(0:12.61)			

Scratched: Time To Testify (#20), Champagne Pop (#17), A Big Chance (#21), Security Advisor (#6), Esky (#23), Encompass (#11), Fleur Du Monde (#14), Always On Show (#1), Prefer Us (#15)

[ ] Ranking at each section and finish  
 -:-:-:- No data available at this section  
 NA No data available

SCN Saddle cloth number  
 DNF Did not finish  
 DNT Did not track



Horse/Jockey Name	Kapakiri
Final Rank	1
Fastest Section Time (Section)	0:11.05 (400m)
Top Speed [km/h] (Section)	66.0 (400m)
Race State	Finished



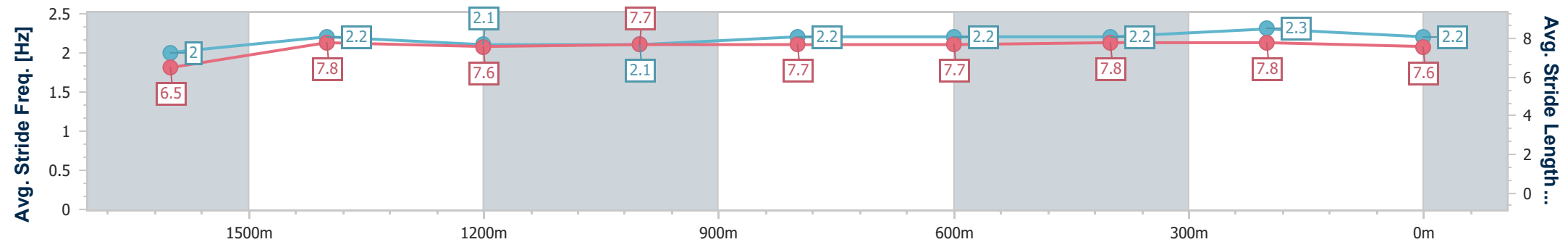
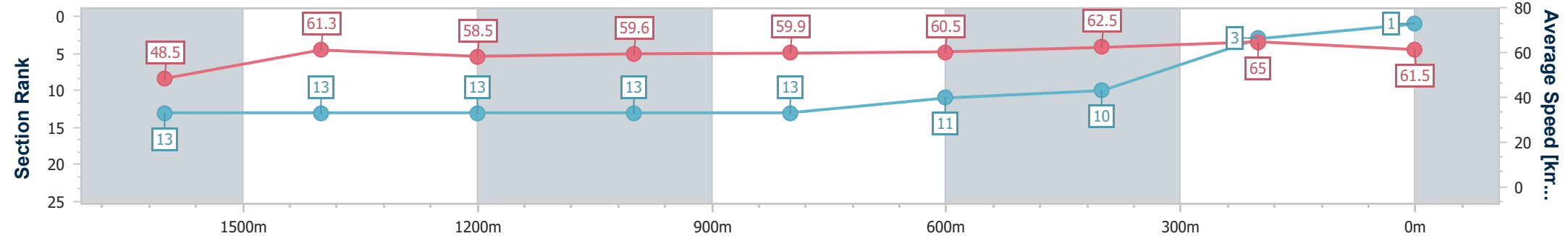
Sunshine Coast QLD Professional  
Race 5: INNOVATIVE PLANNING SOLUTIONS BENCHMARK 68  
Handicap - 1800m



18 November 2023 - 14:38

Track Rating: Good 4, Weather: Overcast, Rail Position: True

Section	Overall	1600m	1400m	1200m	1000m	800m	600m	400m	200m				
Section Times	1:49.86 [1] (0:15.02)	1:34.84 [13] (0:11.92)	1:22.92 [13] (0:12.34)	1:10.58 [13] (0:12.16)	0:58.42 [13] (0:12.06)	0:46.36 [13] (0:12.04)	0:34.32 [11] (0:11.53)	0:22.79 [10] (0:11.05)	0:11.74 [3] (0:11.74)				
Average Speed [km/h]	48.5	61.3	58.5	59.6	59.9	60.5	62.5	65.0	61.5				
Top Speed [km/h]	62.0	62.2	61.3	61.4	61.5	61.5	63.9	66.0	64.5				
Avg. Dist. to Rail [m]	11.2	3.4	3.2	2.9	2.2	1.6	0.6	0.8	1.3				
Avg. Stride Freq. [Hz]	2.0	2.2	2.1	2.1	2.2	2.2	2.2	2.3	2.2				
Avg. Stride Length [m]	6.5	7.8	7.6	7.7	7.7	7.7	7.8	7.8	7.6				



- [ ] Ranking at each section and finish
- .-.- No data available at this section
- NA No data available



Horse/Jockey Name	Uncommon Valour
Final Rank	2
Fastest Section Time (Section)	0:11.31 (400m)
Top Speed [km/h] (Section)	65.9 (400m)
Race State	Finished



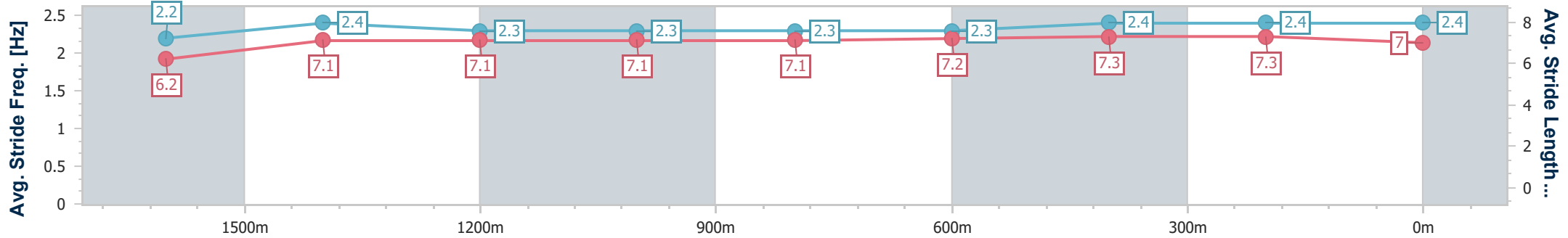
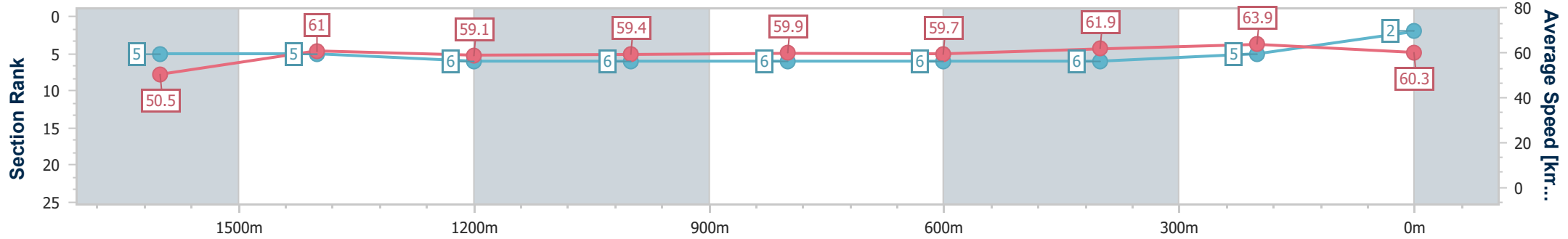
Sunshine Coast QLD Professional  
Race 5: INNOVATIVE PLANNING SOLUTIONS BENCHMARK 68  
Handicap - 1800m



18 November 2023 - 14:38

Track Rating: Good 4, Weather: Overcast, Rail Position: True

Section	Overall	1600m	1400m	1200m	1000m	800m	600m	400m	200m				
Section Times	1:50.09 [2] (0:14.35)	1:35.74 [5] (0:11.87)	1:23.87 [5] (0:12.28)	1:11.59 [6] (0:12.20)	0:59.39 [6] (0:12.10)	0:47.29 [6] (0:12.22)	0:35.07 [6] (0:11.85)	0:23.22 [6] (0:11.31)	0:11.91 [5] (0:11.91)				
Average Speed [km/h]	50.5	61.0	59.1	59.4	59.9	59.7	61.9	63.9	60.3				
Top Speed [km/h]	62.0	63.1	59.6	60.1	61.3	60.8	64.1	65.9	63.8				
Avg. Dist. to Rail [m]	9.8	2.1	2.9	3.5	3.4	2.7	3.0	6.6	7.7				
Avg. Stride Freq. [Hz]	2.2	2.4	2.3	2.3	2.3	2.3	2.4	2.4	2.4				
Avg. Stride Length [m]	6.2	7.1	7.1	7.1	7.1	7.2	7.3	7.3	7.0				



- [ ] Ranking at each section and finish
- .-.- No data available at this section
- NA No data available



Horse/Jockey Name	Hallside Martini
Final Rank	3
Fastest Section Time (Section)	0:11.23 (400m)
Top Speed [km/h] (Section)	65.6 (400m)
Race State	Finished



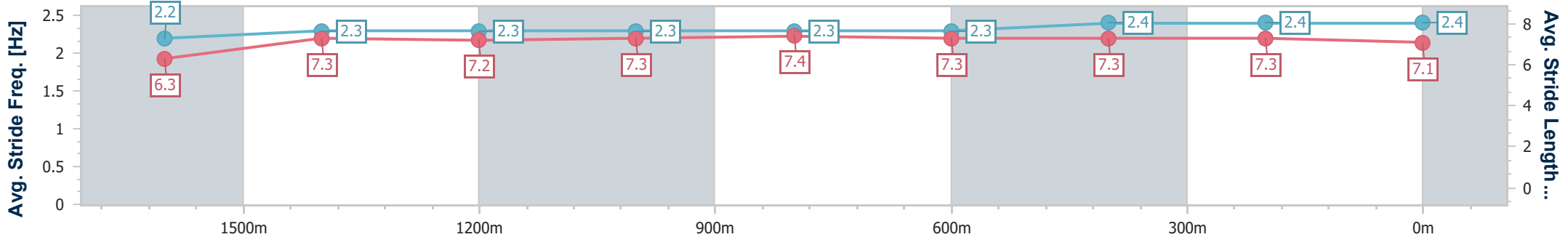
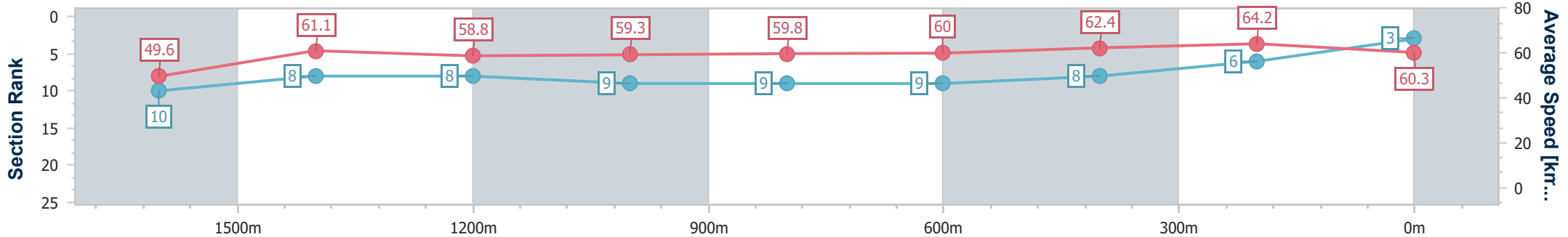
Sunshine Coast QLD Professional  
Race 5: INNOVATIVE PLANNING SOLUTIONS BENCHMARK 68  
Handicap - 1800m



18 November 2023 - 14:38

Track Rating: Good 4, Weather: Overcast, Rail Position: True

Section	Overall	1600m	1400m	1200m	1000m	800m	600m	400m	200m				
Section Times	1:50.13 [3] (0:14.55)	1:35.58 [10] (0:11.85)	1:23.73 [8] (0:12.34)	1:11.39 [8] (0:12.17)	0:59.22 [9] (0:12.14)	0:47.08 [9] (0:12.19)	0:34.89 [9] (0:11.72)	0:23.17 [8] (0:11.23)	0:11.94 [6] (0:11.94)				
Average Speed [km/h]	49.6	61.1	58.8	59.3	59.8	60.0	62.4	64.2	60.3				
Top Speed [km/h]	63.0	62.8	59.8	60.3	60.5	60.8	64.6	65.6	62.9				
Avg. Dist. to Rail [m]	5.3	1.9	3.0	3.2	3.2	2.3	2.9	7.9	9.3				
Avg. Stride Freq. [Hz]	2.2	2.3	2.3	2.3	2.3	2.3	2.4	2.4	2.4				
Avg. Stride Length [m]	6.3	7.3	7.2	7.3	7.4	7.3	7.3	7.3	7.1				



- [ ] Ranking at each section and finish
- .-.- No data available at this section
- NA No data available



Horse/Jockey Name	Colleagues
Final Rank	4
Fastest Section Time (Section)	0:11.68 (400m)
Top Speed [km/h] (Section)	63.3 (1600m)
Race State	Finished



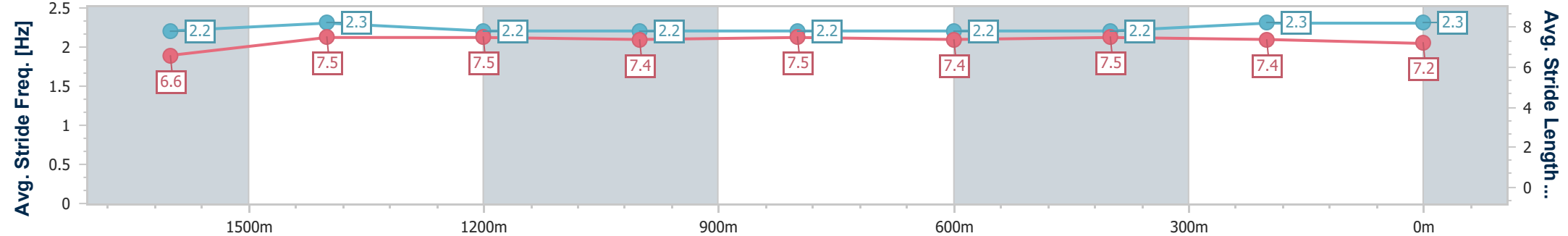
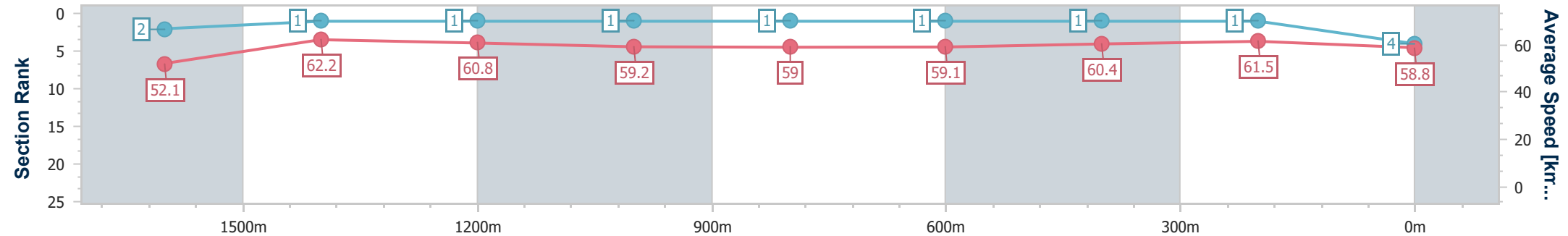
Sunshine Coast QLD Professional  
 Race 5: INNOVATIVE PLANNING SOLUTIONS BENCHMARK 68  
 Handicap - 1800m



18 November 2023 - 14:38

Track Rating: Good 4, Weather: Overcast, Rail Position: True

Section	Overall	1600m	1400m	1200m	1000m	800m	600m	400m	200m				
Section Times	1:50.31 [4] (0:13.98)	1:36.33 [2] (0:11.71)	1:24.62 [1] (0:11.90)	1:12.72 [1] (0:12.20)	1:00.52 [1] (0:12.25)	0:48.27 [1] (0:12.34)	0:35.93 [1] (0:11.97)	0:23.96 [1] (0:11.68)	0:12.28 [1] (0:12.28)				
Average Speed [km/h]	52.1	62.2	60.8	59.2	59.0	59.1	60.4	61.5	58.8				
Top Speed [km/h]	62.3	63.3	62.3	59.8	59.5	60.3	61.3	62.4	60.5				
Avg. Dist. to Rail [m]	9.2	3.1	2.6	2.3	2.2	1.8	1.0	3.3	4.7				
Avg. Stride Freq. [Hz]	2.2	2.3	2.2	2.2	2.2	2.2	2.2	2.3	2.3				
Avg. Stride Length [m]	6.6	7.5	7.5	7.4	7.5	7.4	7.5	7.4	7.2				



- [ ] Ranking at each section and finish
- .-.- No data available at this section
- NA No data available





Horse/Jockey Name	Big Ticket Boy
Final Rank	5
Fastest Section Time (Section)	0:11.54 (400m)
Top Speed [km/h] (Section)	63.5 (400m)
Race State	Finished



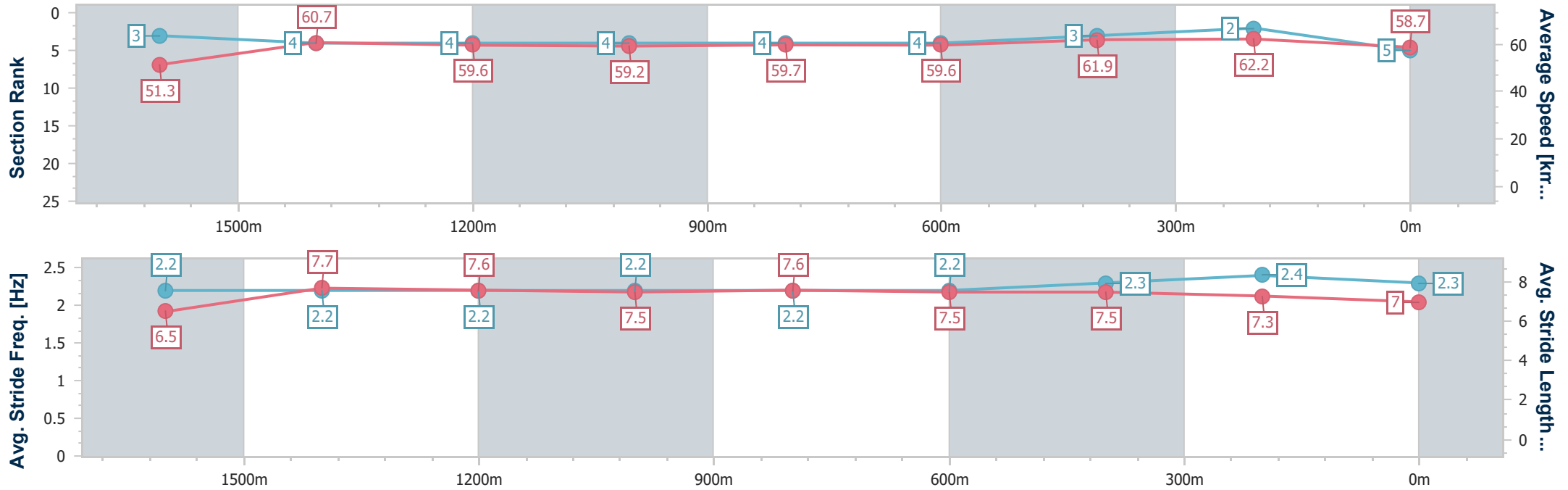
Sunshine Coast QLD Professional  
 Race 5: INNOVATIVE PLANNING SOLUTIONS BENCHMARK 68  
 Handicap - 1800m



18 November 2023 - 14:38

Track Rating: Good 4, Weather: Overcast, Rail Position: True

Section	Overall	1600m	1400m	1200m	1000m	800m	600m	400m	200m				
Section Times	1:50.38 [5] (0:14.07)	1:36.31 [3] (0:11.91)	1:24.40 [4] (0:12.18)	1:12.22 [4] (0:12.22)	1:00.00 [4] (0:12.15)	0:47.85 [4] (0:12.25)	0:35.60 [4] (0:11.76)	0:23.84 [3] (0:11.54)	0:12.30 [2] (0:12.30)				
Average Speed [km/h]	51.3	60.7	59.6	59.2	59.7	59.6	61.9	62.2	58.7				
Top Speed [km/h]	62.7	62.2	60.6	60.0	60.5	61.3	63.3	63.5	61.0				
Avg. Dist. to Rail [m]	5.7	1.8	3.3	3.2	3.1	2.3	2.0	3.9	4.6				
Avg. Stride Freq. [Hz]	2.2	2.2	2.2	2.2	2.2	2.2	2.3	2.4	2.3				
Avg. Stride Length [m]	6.5	7.7	7.6	7.5	7.6	7.5	7.5	7.3	7.0				



- [ ] Ranking at each section and finish
- .-.- No data available at this section
- NA No data available



Horse/Jockey Name	Bedford Square
Final Rank	6
Fastest Section Time (Section)	0:11.52 (400m)
Top Speed [km/h] (Section)	64.1 (400m)
Race State	Finished



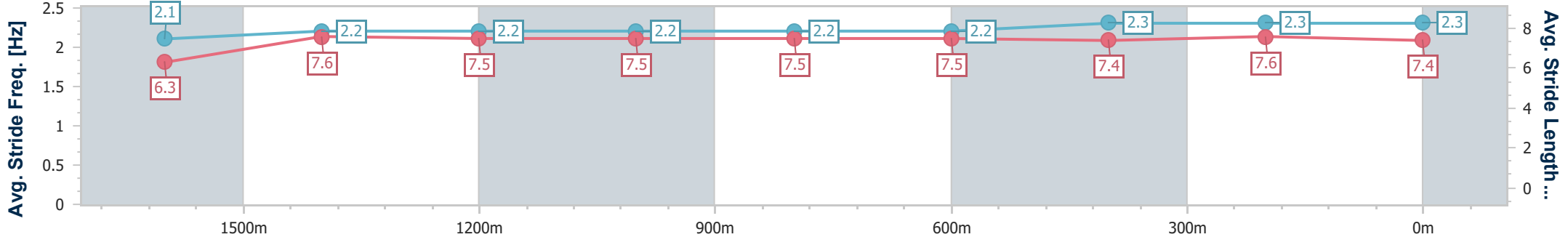
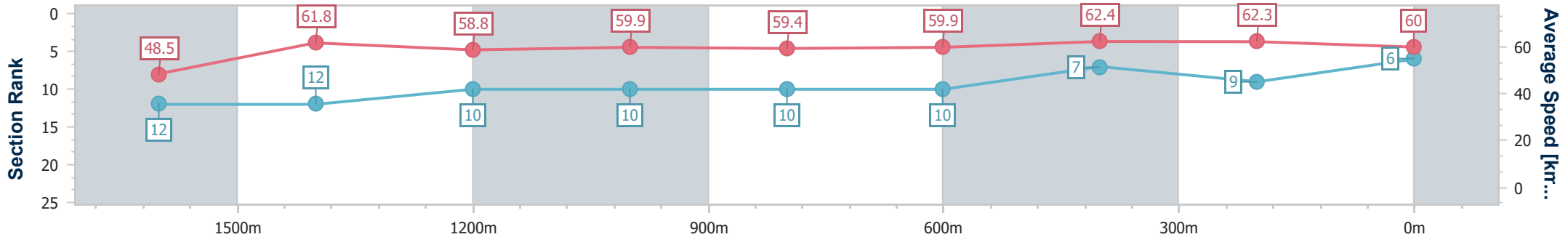
Sunshine Coast QLD Professional  
 Race 5: INNOVATIVE PLANNING SOLUTIONS BENCHMARK 68  
 Handicap - 1800m



18 November 2023 - 14:38

Track Rating: Good 4, Weather: Overcast, Rail Position: True

Section	Overall	1600m	1400m	1200m	1000m	800m	600m	400m	200m				
Section Times	1:50.46 [6] (0:14.98)	1:35.48 [12] (0:11.71)	1:23.77 [12] (0:12.28)	1:11.49 [10] (0:12.11)	0:59.38 [10] (0:12.14)	0:47.24 [10] (0:12.14)	0:35.10 [10] (0:11.58)	0:23.52 [7] (0:11.52)	0:12.00 [9] (0:12.00)				
Average Speed [km/h]	48.5	61.8	58.8	59.9	59.4	59.9	62.4	62.3	60.0				
Top Speed [km/h]	62.1	62.6	59.6	60.3	60.3	60.8	63.3	64.1	61.4				
Avg. Dist. to Rail [m]	8.9	2.1	2.3	2.4	2.3	1.5	0.4	5.0	6.8				
Avg. Stride Freq. [Hz]	2.1	2.2	2.2	2.2	2.2	2.2	2.2	2.3	2.3				
Avg. Stride Length [m]	6.3	7.6	7.5	7.5	7.5	7.5	7.4	7.6	7.4				



- [ ] Ranking at each section and finish
- .-.- No data available at this section
- NA No data available



Horse/Jockey Name	Tairua
Final Rank	7
Fastest Section Time (Section)	0:11.66 (400m)
Top Speed [km/h] (Section)	65.5 (Overall)
Race State	Finished



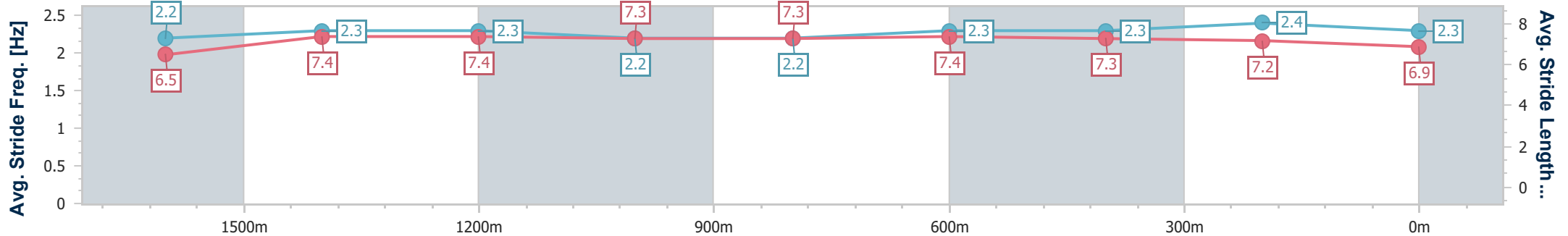
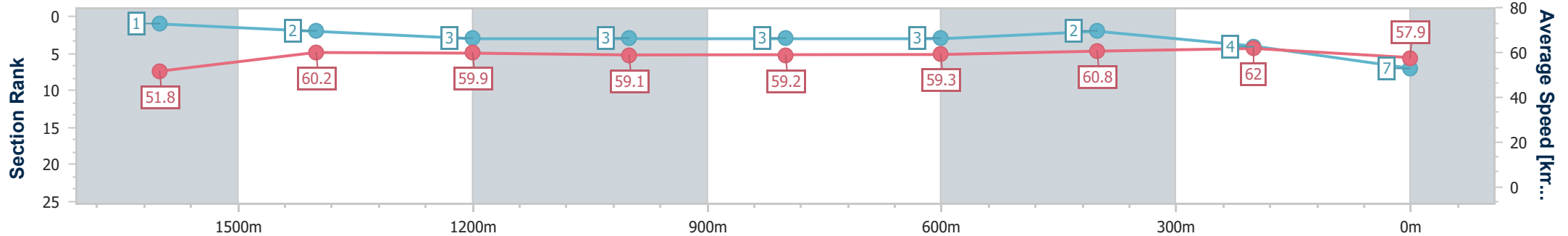
Sunshine Coast QLD Professional  
Race 5: INNOVATIVE PLANNING SOLUTIONS BENCHMARK 68  
Handicap - 1800m



18 November 2023 - 14:38

Track Rating: Good 4, Weather: Overcast, Rail Position: True

Section	Overall	1600m	1400m	1200m	1000m	800m	600m	400m	200m				
Section Times	1:50.55 [7] (0:13.92)	1:36.63 [1] (0:11.94)	1:24.69 [2] (0:12.07)	1:12.62 [3] (0:12.21)	1:00.41 [3] (0:12.18)	0:48.23 [3] (0:12.28)	0:35.95 [3] (0:11.87)	0:24.08 [2] (0:11.66)	0:12.42 [4] (0:12.42)				
Average Speed [km/h]	51.8	60.2	59.9	59.1	59.2	59.3	60.8	62.0	57.9				
Top Speed [km/h]	65.5	63.4	60.5	60.5	59.9	60.1	62.0	62.5	60.5				
Avg. Dist. to Rail [m]	6.7	0.2	0.6	1.3	2.2	1.7	0.8	1.5	2.6				
Avg. Stride Freq. [Hz]	2.2	2.3	2.3	2.2	2.2	2.3	2.3	2.4	2.3				
Avg. Stride Length [m]	6.5	7.4	7.4	7.3	7.3	7.4	7.3	7.2	6.9				



- [ ] Ranking at each section and finish
- .-.- No data available at this section
- NA No data available



Horse/Jockey Name	My Pins
Final Rank	8
Fastest Section Time (Section)	0:11.49 (400m)
Top Speed [km/h] (Section)	63.5 (400m)
Race State	Finished



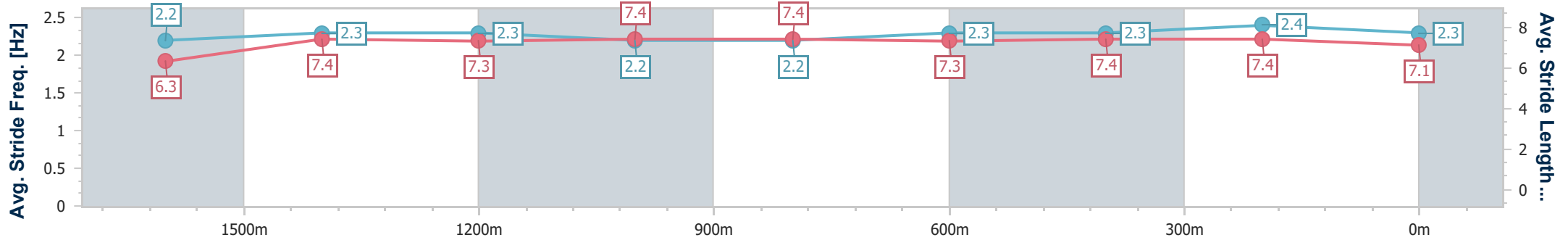
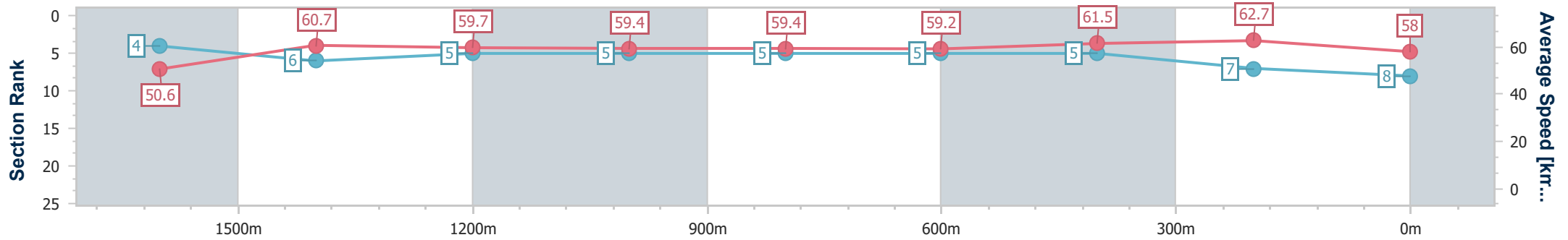
Sunshine Coast QLD Professional  
 Race 5: INNOVATIVE PLANNING SOLUTIONS BENCHMARK 68  
 Handicap - 1800m



18 November 2023 - 14:38

Track Rating: Good 4, Weather: Overcast, Rail Position: True

Section	Overall	1600m	1400m	1200m	1000m	800m	600m	400m	200m
Section Times	1:50.66 [8] (0:14.26)	1:36.40 [4] (0:11.98)	1:24.42 [6] (0:12.08)	1:12.34 [5] (0:12.15)	1:00.19 [5] (0:12.19)	0:48.00 [5] (0:12.31)	0:35.69 [5] (0:11.82)	0:23.87 [5] (0:11.49)	0:12.38 [7] (0:12.38)
Average Speed [km/h]	50.6	60.7	59.7	59.4	59.4	59.2	61.5	62.7	58.0
Top Speed [km/h]	61.3	61.7	60.9	60.6	60.5	60.7	63.0	63.5	61.9
Avg. Dist. to Rail [m]	5.0	2.0	2.3	2.3	2.2	2.2	1.3	3.7	4.8
Avg. Stride Freq. [Hz]	2.2	2.3	2.3	2.2	2.2	2.3	2.3	2.4	2.3
Avg. Stride Length [m]	6.3	7.4	7.3	7.4	7.4	7.3	7.4	7.4	7.1



- [ ] Ranking at each section and finish
- .-.- No data available at this section
- NA No data available



Horse/Jockey Name	Coup De Tonnerre
Final Rank	9
Fastest Section Time (Section)	0:11.51 (1600m)
Top Speed [km/h] (Section)	65.6 (1600m)
Race State	Finished



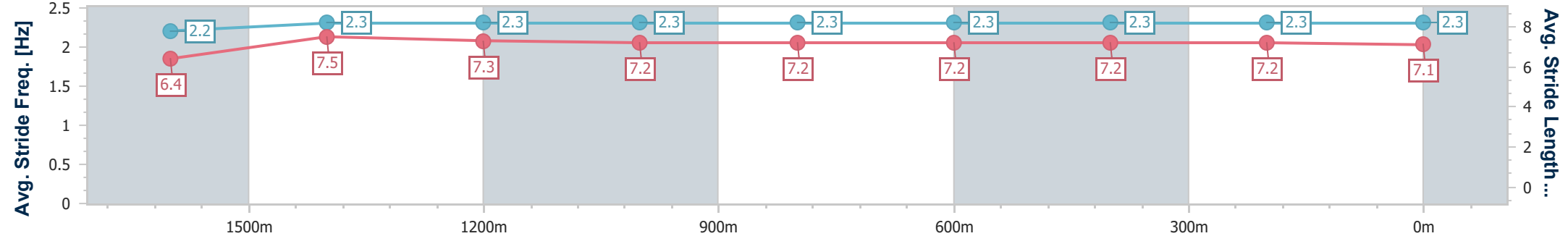
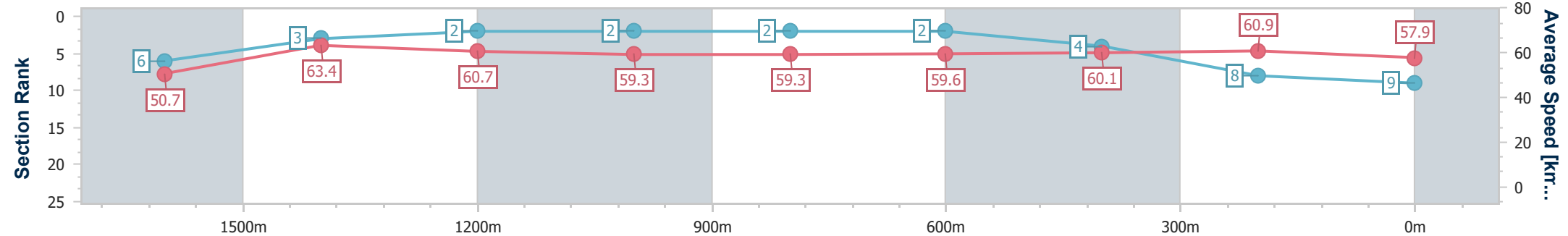
Sunshine Coast QLD Professional  
 Race 5: INNOVATIVE PLANNING SOLUTIONS BENCHMARK 68  
 Handicap - 1800m



18 November 2023 - 14:38

Track Rating: Good 4, Weather: Overcast, Rail Position: True

Section	Overall	1600m	1400m	1200m	1000m	800m	600m	400m	200m				
Section Times	1:50.86 [9] (0:14.38)	1:36.48 [6] (0:11.51)	1:24.97 [3] (0:11.95)	1:13.02 [2] (0:12.17)	1:00.85 [2] (0:12.22)	0:48.63 [2] (0:12.27)	0:36.36 [2] (0:12.11)	0:24.25 [4] (0:11.84)	0:12.41 [8] (0:12.41)				
Average Speed [km/h]	50.7	63.4	60.7	59.3	59.3	59.6	60.1	60.9	57.9				
Top Speed [km/h]	64.1	65.6	62.6	60.0	60.0	60.0	61.0	61.3	60.3				
Avg. Dist. to Rail [m]	12.9	4.3	3.5	3.1	3.1	2.6	1.8	4.5	6.4				
Avg. Stride Freq. [Hz]	2.2	2.3	2.3	2.3	2.3	2.3	2.3	2.3	2.3				
Avg. Stride Length [m]	6.4	7.5	7.3	7.2	7.2	7.2	7.2	7.2	7.1				



- [ ] Ranking at each section and finish
- .-.- No data available at this section
- NA No data available



Horse/Jockey Name	Contribution
Final Rank	10
Fastest Section Time (Section)	0:11.38 (400m)
Top Speed [km/h] (Section)	64.0 (400m)
Race State	Finished



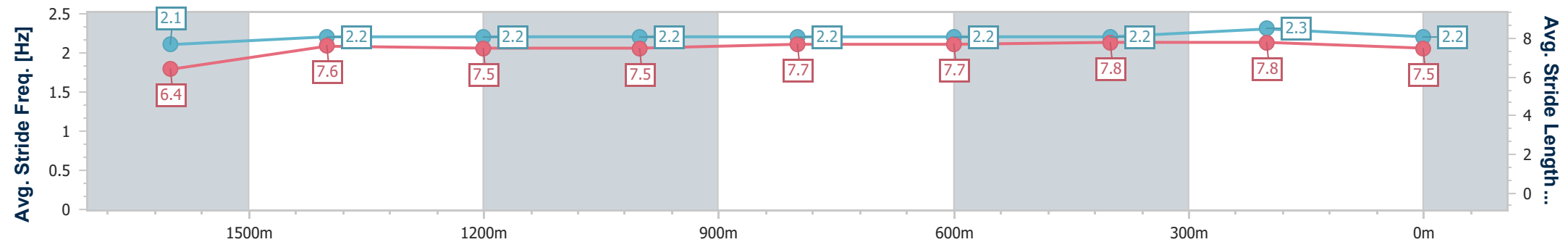
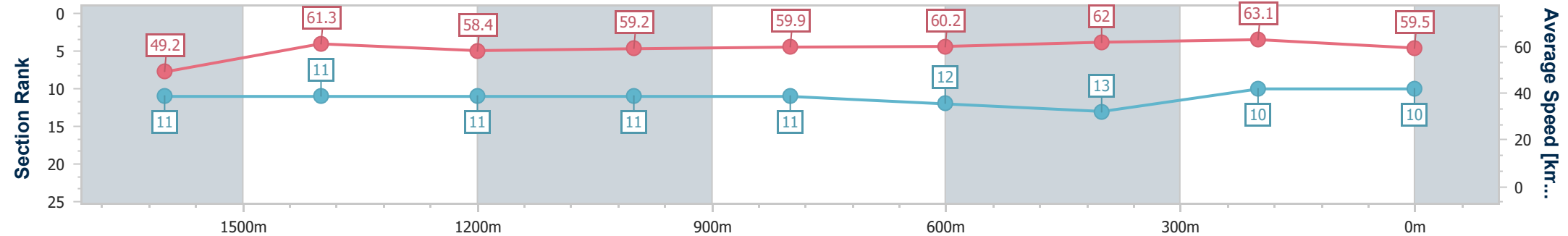
Sunshine Coast QLD Professional  
Race 5: INNOVATIVE PLANNING SOLUTIONS BENCHMARK 68  
Handicap - 1800m



18 November 2023 - 14:38

Track Rating: Good 4, Weather: Overcast, Rail Position: True

Section	Overall	1600m	1400m	1200m	1000m	800m	600m	400m	200m				
Section Times	1:50.92 [10] (0:14.72)	1:36.20 [11] (0:11.93)	1:24.27 [11] (0:12.40)	1:11.87 [11] (0:12.17)	0:59.70 [11] (0:12.14)	0:47.56 [11] (0:12.20)	0:35.36 [12] (0:11.87)	0:23.49 [13] (0:11.38)	0:12.11 [10] (0:12.11)				
Average Speed [km/h]	49.2	61.3	58.4	59.2	59.9	60.2	62.0	63.1	59.5				
Top Speed [km/h]	61.5	63.2	60.0	60.4	60.5	60.8	62.8	64.0	61.6				
Avg. Dist. to Rail [m]	7.9	3.2	3.1	3.4	3.2	3.5	3.3	3.6	1.6				
Avg. Stride Freq. [Hz]	2.1	2.2	2.2	2.2	2.2	2.2	2.2	2.3	2.2				
Avg. Stride Length [m]	6.4	7.6	7.5	7.5	7.7	7.7	7.8	7.8	7.5				



- [ ] Ranking at each section and finish
- .-.- No data available at this section
- NA No data available



Horse/Jockey Name	Gulf Of Saros
Final Rank	11
Fastest Section Time (Section)	0:11.55 (400m)
Top Speed [km/h] (Section)	64.1 (Overall)
Race State	Finished



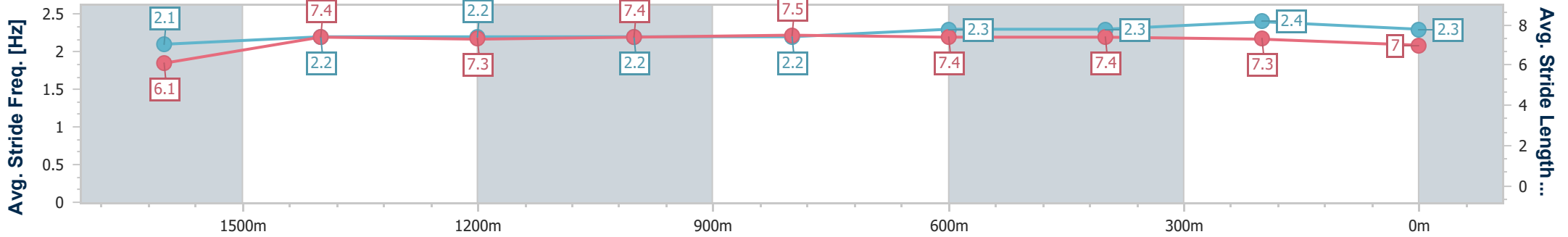
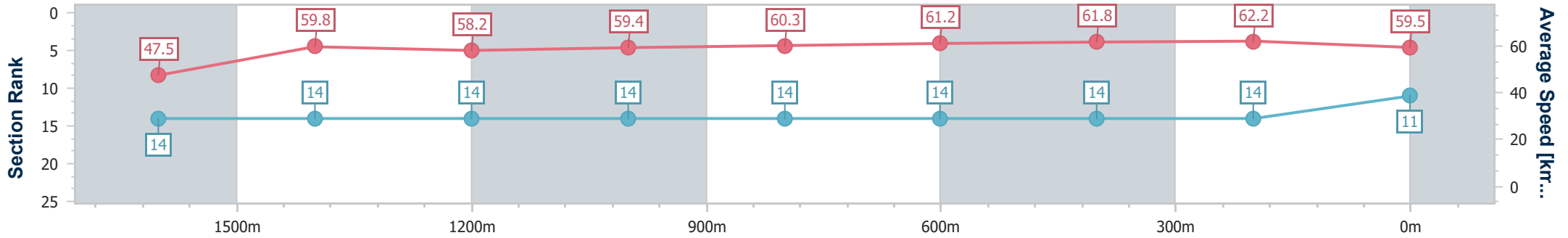
Sunshine Coast QLD Professional  
 Race 5: INNOVATIVE PLANNING SOLUTIONS BENCHMARK 68  
 Handicap - 1800m



18 November 2023 - 14:38

Track Rating: Good 4, Weather: Overcast, Rail Position: True

Section	Overall	1600m	1400m	1200m	1000m	800m	600m	400m	200m				
Section Times	1:51.19 [11] (0:15.21)	1:35.98 [14] (0:12.14)	1:23.84 [14] (0:12.41)	1:11.43 [14] (0:12.15)	0:59.28 [14] (0:12.03)	0:47.25 [14] (0:11.89)	0:35.36 [14] (0:11.72)	0:23.64 [14] (0:11.55)	0:12.09 [14] (0:12.09)				
Average Speed [km/h]	47.5	59.8	58.2	59.4	60.3	61.2	61.8	62.2	59.5				
Top Speed [km/h]	64.1	61.2	60.8	60.5	61.4	61.4	63.6	63.2	61.6				
Avg. Dist. to Rail [m]	6.9	2.0	2.2	2.5	2.7	1.8	1.1	1.1	0.7				
Avg. Stride Freq. [Hz]	2.1	2.2	2.2	2.2	2.2	2.3	2.3	2.4	2.3				
Avg. Stride Length [m]	6.1	7.4	7.3	7.4	7.5	7.4	7.4	7.3	7.0				



- [ ] Ranking at each section and finish
- .-.- No data available at this section
- NA No data available



Horse/Jockey Name	Torque Leica Star
Final Rank	12
Fastest Section Time (Section)	0:11.54 (400m)
Top Speed [km/h] (Section)	63.9 (600m)
Race State	Finished



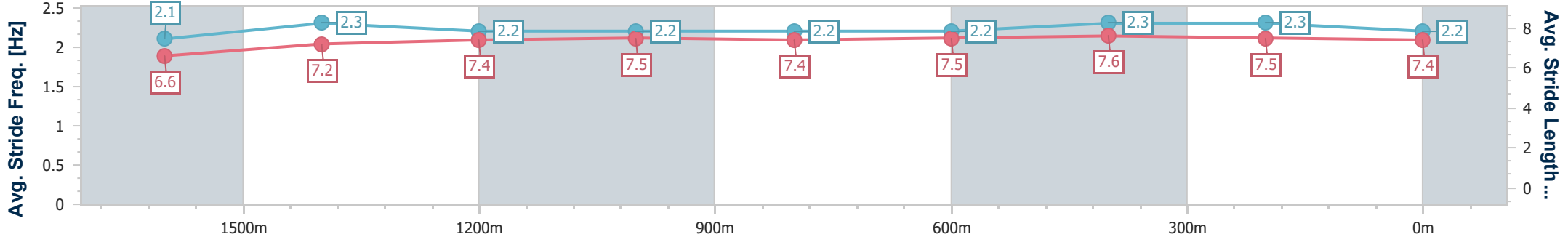
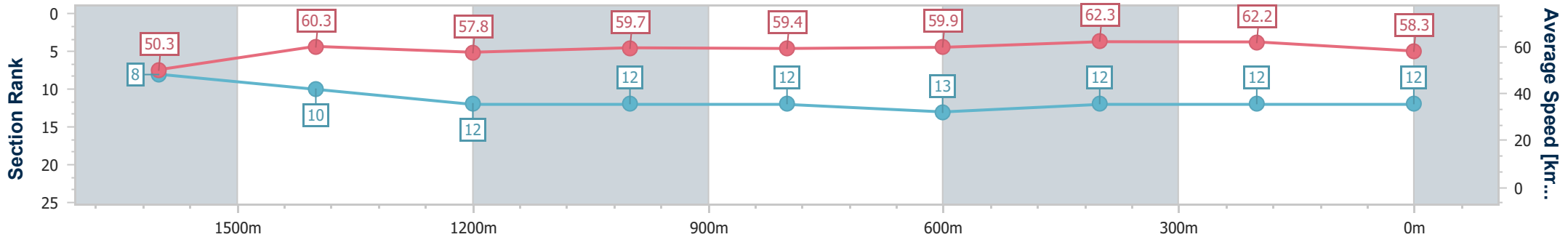
Sunshine Coast QLD Professional  
 Race 5: INNOVATIVE PLANNING SOLUTIONS BENCHMARK 68  
 Handicap - 1800m



18 November 2023 - 14:38

Track Rating: Good 4, Weather: Overcast, Rail Position: True

Section	Overall	1600m	1400m	1200m	1000m	800m	600m	400m	200m				
Section Times	1:51.26 [12] (0:14.48)	1:36.78 [8] (0:12.12)	1:24.66 [10] (0:12.56)	1:12.10 [12] (0:12.13)	0:59.97 [12] (0:12.19)	0:47.78 [12] (0:12.19)	0:35.59 [13] (0:11.71)	0:23.88 [12] (0:11.54)	0:12.34 [12] (0:12.34)				
Average Speed [km/h]	50.3	60.3	57.8	59.7	59.4	59.9	62.3	62.2	58.3				
Top Speed [km/h]	61.8	63.4	59.7	60.5	60.4	60.4	63.9	63.7	60.4				
Avg. Dist. to Rail [m]	10.5	4.1	4.0	4.1	4.0	2.7	1.3	4.2	5.8				
Avg. Stride Freq. [Hz]	2.1	2.3	2.2	2.2	2.2	2.2	2.3	2.3	2.2				
Avg. Stride Length [m]	6.6	7.2	7.4	7.5	7.4	7.5	7.6	7.5	7.4				



- [ ] Ranking at each section and finish
- .-.- No data available at this section
- NA No data available





Horse/Jockey Name	Collection Point
Final Rank	13
Fastest Section Time (Section)	0:11.87 (400m)
Top Speed [km/h] (Section)	61.8 (1600m)
Race State	Finished



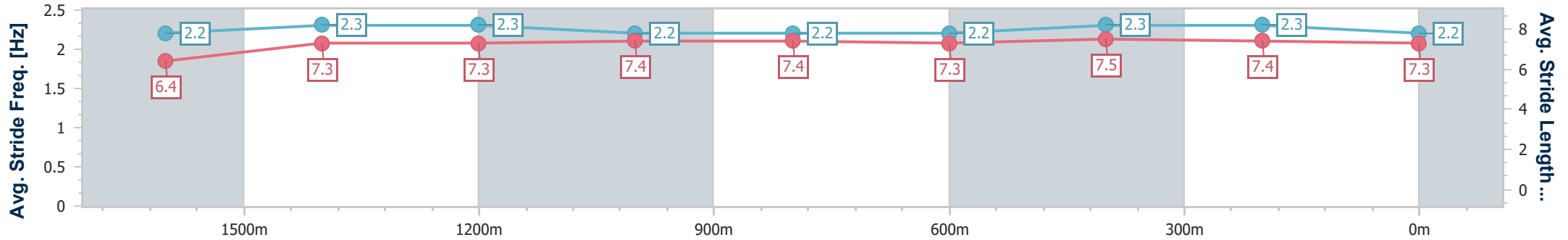
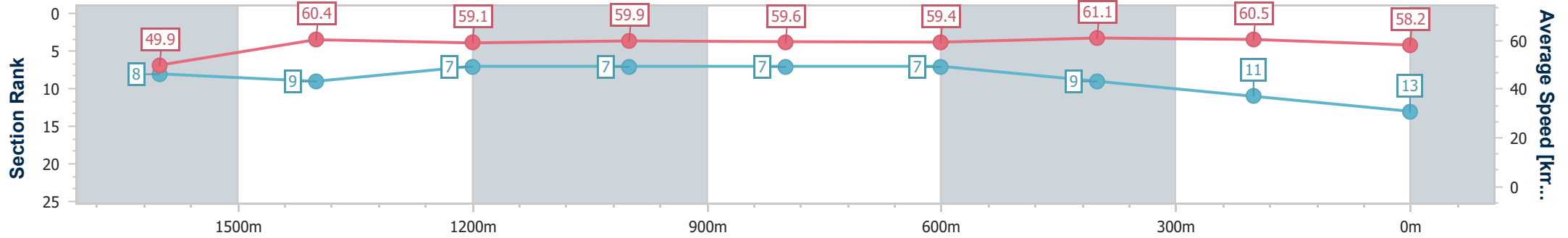
Sunshine Coast QLD Professional  
 Race 5: INNOVATIVE PLANNING SOLUTIONS BENCHMARK 68  
 Handicap - 1800m



18 November 2023 - 14:38

Track Rating: Good 4, Weather: Overcast, Rail Position: True

Section	Overall	1600m	1400m	1200m	1000m	800m	600m	400m	200m			
Section Times	1:51.27 [13] (0:14.48)	1:36.79 [8] (0:11.97)	1:24.82 [9] (0:12.22)	1:12.60 [7] (0:12.08)	1:00.52 [7] (0:12.14)	0:48.38 [7] (0:12.19)	0:36.19 [7] (0:11.91)	0:24.28 [9] (0:11.87)	0:12.41 [11] (0:12.41)			
Average Speed [km/h]	49.9	60.4	59.1	59.9	59.6	59.4	61.1	60.5	58.2			
Top Speed [km/h]	61.8	61.8	59.8	60.7	60.4	60.3	61.5	61.3	60.2			
Avg. Dist. to Rail [m]	4.1	1.8	2.0	2.2	2.2	1.6	1.3	4.3	5.6			
Avg. Stride Freq. [Hz]	2.2	2.3	2.3	2.2	2.2	2.2	2.3	2.3	2.2			
Avg. Stride Length [m]	6.4	7.3	7.3	7.4	7.4	7.3	7.5	7.4	7.3			



- [ ] Ranking at each section and finish
- .-.- No data available at this section
- NA No data available



Horse/Jockey Name	Outburst
Final Rank	14
Fastest Section Time (Section)	0:11.85 (400m)
Top Speed [km/h] (Section)	63.3 (1600m)
Race State	Finished



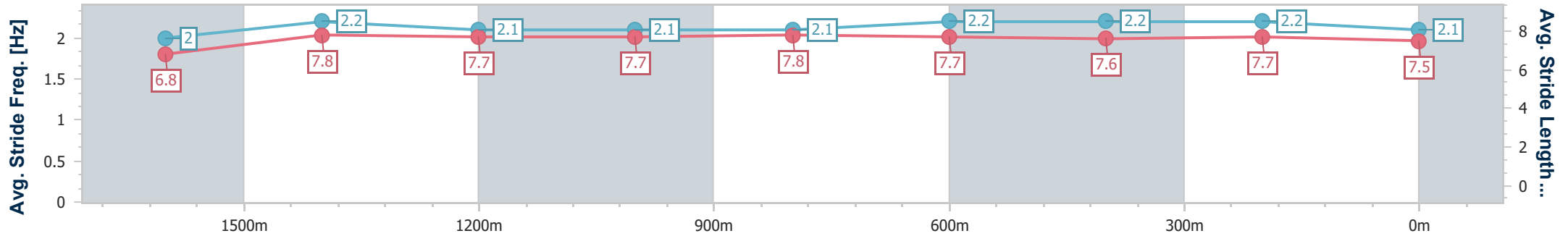
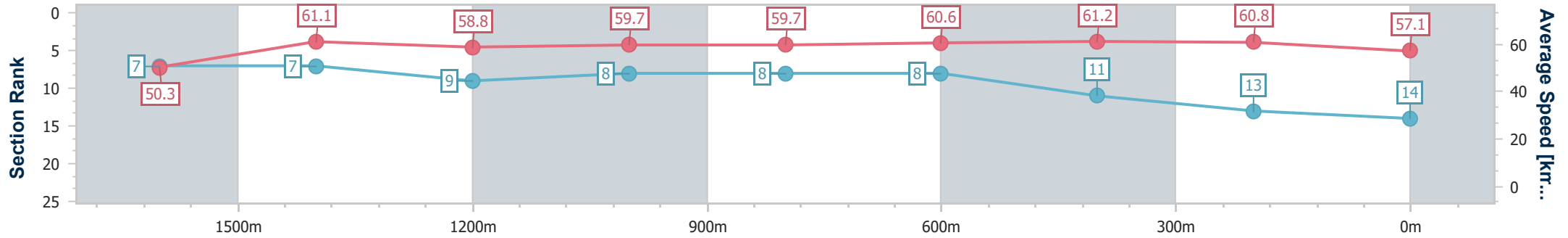
Sunshine Coast QLD Professional  
 Race 5: INNOVATIVE PLANNING SOLUTIONS BENCHMARK 68  
 Handicap - 1800m



18 November 2023 - 14:38

Track Rating: Good 4, Weather: Overcast, Rail Position: True

Section	Overall	1600m	1400m	1200m	1000m	800m	600m	400m	200m			
Section Times	1:51.68 [14] (0:14.44)	1:37.24 [7] (0:11.95)	1:25.29 [7] (0:12.35)	1:12.94 [9] (0:12.11)	1:00.83 [8] (0:12.16)	0:48.67 [8] (0:12.17)	0:36.50 [8] (0:12.04)	0:24.46 [11] (0:11.85)	0:12.61 [13] (0:12.61)			
Average Speed [km/h]	50.3	61.1	58.8	59.7	59.7	60.6	61.2	60.8	57.1			
Top Speed [km/h]	62.5	63.3	61.2	61.0	60.3	61.2	62.3	61.5	59.6			
Avg. Dist. to Rail [m]	6.6	4.0	4.3	4.1	4.1	3.7	4.4	8.1	8.4			
Avg. Stride Freq. [Hz]	2.0	2.2	2.1	2.1	2.1	2.2	2.2	2.2	2.1			
Avg. Stride Length [m]	6.8	7.8	7.7	7.7	7.8	7.7	7.6	7.7	7.5			



- [ ] Ranking at each section and finish
- .-.- No data available at this section
- NA No data available