

Track Rating: Good 4, Weather: Overcast, Rail Position: True

Section													Last 600m	
Field Times		Overall	1000m	800m	600m	400m	200m						0:34.68	
		1:10.25 (0:13.10)	0:57.15 (0:11.02)	0:46.13 (0:11.45)	0:34.68 (0:11.53)	0:23.15 (0:11.20)	0:11.95 (0:11.95)							
Rank	TAB	Horse/Jockey	Barrier	Top Speed [km/h]	Fastest Section							Margin	Distance Travelled [m]	
1	16	THE FACE Cejay Graham	9	69.1 1000m	0:11.02 1000m	1:10.25 [1] (0:13.10)	0:57.15 [1] (0:11.02)	0:46.13 [2] (0:11.45)	0:34.68 [1] (0:11.53)	0:23.15 [1] (0:11.20)	0:11.95 [1] (0:11.95)	1:10.25	0:34.68	
2	12	FREEDOM RALLY James Orman	15	67.2 400m	0:10.90 400m	1:10.65 [2] (0:13.59)	0:57.06 [7] (0:11.37)	0:45.69 [7] (0:11.49)	0:34.20 [7] (0:11.35)	0:22.85 [7] (0:10.90)	0:11.95 [6] (0:11.95)	2.3L	0:34.20	+1
3	10	NASHIRA Ben Thompson	12	67.9 1000m	0:10.99 400m	1:10.67 [3] (0:13.54)	0:57.13 [6] (0:11.19)	0:45.94 [6] (0:11.54)	0:34.40 [6] (0:11.38)	0:23.02 [6] (0:10.99)	0:12.03 [4] (0:12.03)	2.4L	0:34.40	+3
4	14	COUNT DA BEANS Damien Thornton	6	66.6 400m	0:10.89 400m	1:10.75 [4] (0:13.71)	0:57.04 [8] (0:11.34)	0:45.70 [8] (0:11.61)	0:34.09 [8] (0:11.39)	0:22.70 [9] (0:10.89)	0:11.81 [10] (0:11.81)	2.7L	0:34.09	+4
5	6	HARDWARE LANE Justin Huxtable	3	66.9 1000m	0:11.04 400m	1:10.76 [5] (0:13.21)	0:57.55 [3] (0:11.17)	0:46.38 [3] (0:11.57)	0:34.81 [3] (0:11.62)	0:23.19 [4] (0:11.04)	0:12.15 [3] (0:12.15)	2.8L	0:34.81	+6
6	3	MANHOOD Robbie Dolan	4	66.1 400m	0:11.09 400m	1:10.85 [6] (0:13.25)	0:57.60 [5] (0:11.44)	0:46.16 [5] (0:11.44)	0:34.72 [4] (0:11.34)	0:23.38 [3] (0:11.09)	0:12.29 [2] (0:12.29)	3.2L	0:34.72	+2
7	9	MILLANE Ryan Maloney	7	66.9 400m	0:10.98 400m	1:10.96 [7] (0:13.78)	0:57.18 [9] (0:11.35)	0:45.83 [9] (0:11.53)	0:34.30 [9] (0:11.29)	0:23.01 [8] (0:10.98)	0:12.03 [8] (0:12.03)	3.7L	0:34.30	+6
8	11	DRIVE A DEEL Martin Harley	10	68.6 400m	0:10.71 400m	1:11.06 [8] (0:13.93)	0:57.13 [10] (0:11.32)	0:45.81 [10] (0:11.56)	0:34.25 [10] (0:11.30)	0:22.95 [10] (0:10.71)	0:12.24 [7] (0:12.24)	4.2L	0:34.25	+6
9	1	ARENTEE Melea Castle	1	69.1 1000m	0:11.00 1000m	1:11.35 [9] (0:13.12)	0:58.23 [2] (0:11.00)	0:47.23 [1] (0:11.57)	0:35.66 [2] (0:11.63)	0:24.03 [2] (0:11.37)	0:12.66 [5] (0:12.66)	5.7L	0:35.66	+4
10	8	MASS DESTRUCTION Angela Jones	2	67.4 Overall	0:11.21 1000m	1:11.63 [10] (0:13.24)	0:58.39 [4] (0:11.21)	0:47.18 [4] (0:11.73)	0:35.45 [5] (0:11.43)	0:24.02 [5] (0:11.33)	0:12.69 [9] (0:12.69)	7.2L	0:35.45	+5

Scratched: Secret Plan (#4), Beaux Rumble (#5), Our Magnus (#13), Helluva Barty (#15), Air Marshal (#17), Dr Why Not (#2), Lost In Transit (#7), Light Of Boom (#18)



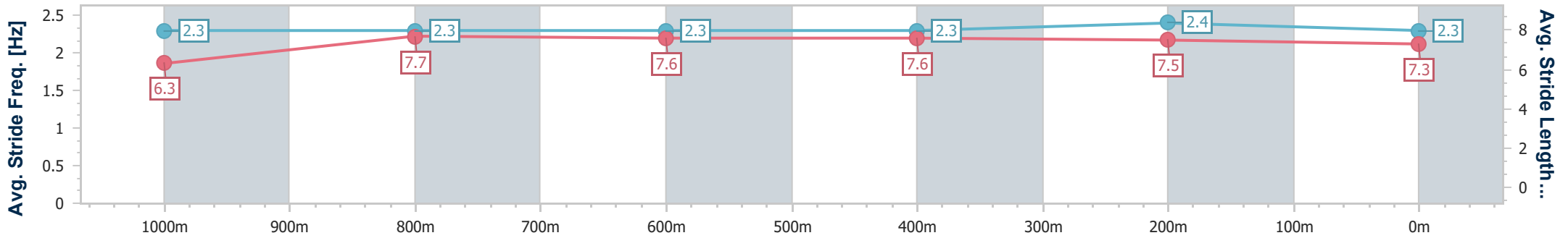
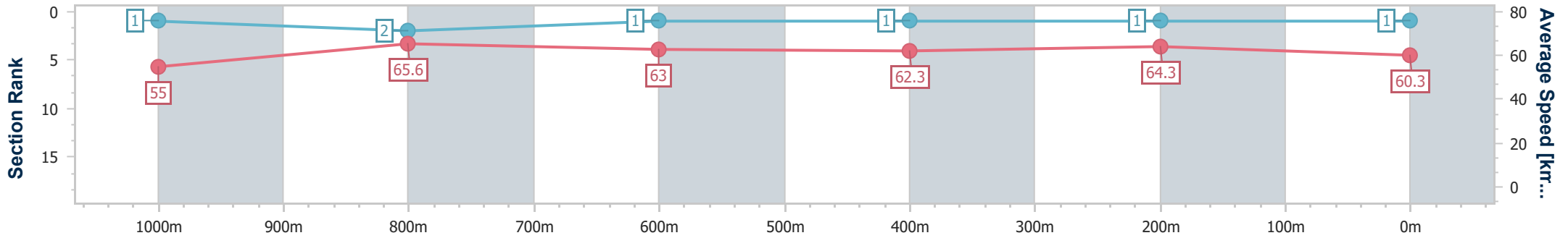
Horse/Jockey Name	The Face
Final Rank	1
Fastest Section Time (Section)	0:11.02 (1000m)
Top Speed [km/h] (Section)	69.1 (1000m)
Race State	Finished



Sunshine Coast QLD Professional
 Race 6: LANDMARK RESORT & SPA Class 6 Plate - 1200m
 18 November 2023 - 15:17
 Track Rating: Good 4, Weather: Overcast, Rail Position: True



Section	Overall	1000m	800m	600m	400m	200m
Section Times	1:10.25 [1] (0:13.10)	0:57.15 [1] (0:11.02)	0:46.13 [2] (0:11.45)	0:34.68 [1] (0:11.53)	0:23.15 [1] (0:11.20)	0:11.95 [1] (0:11.95)
Average Speed [km/h]	55.0	65.6	63.0	62.3	64.3	60.3
Top Speed [km/h]	67.9	69.1	63.5	66.3	66.4	63.1
Avg. Dist. to Rail [m]	8.1	2.1	0.4	0.3	2.7	3.3
Avg. Stride Freq. [Hz]	2.3	2.3	2.3	2.3	2.4	2.3
Avg. Stride Length [m]	6.3	7.7	7.6	7.6	7.5	7.3



- [] Ranking at each section and finish
- .-.- No data available at this section
- NA No data available



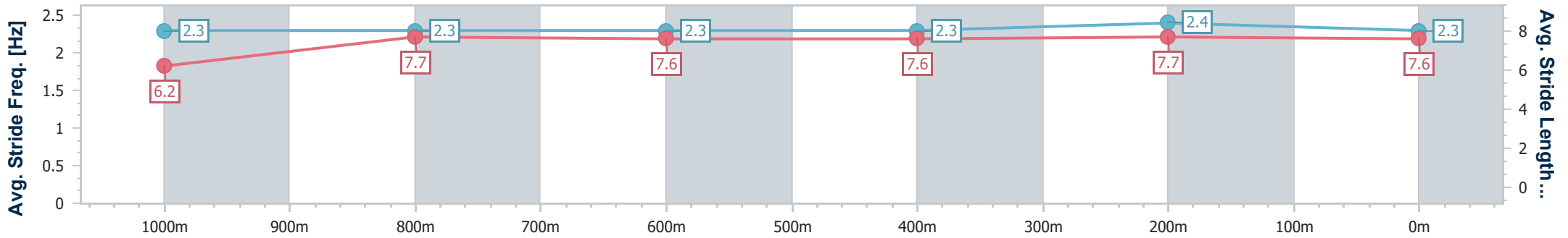
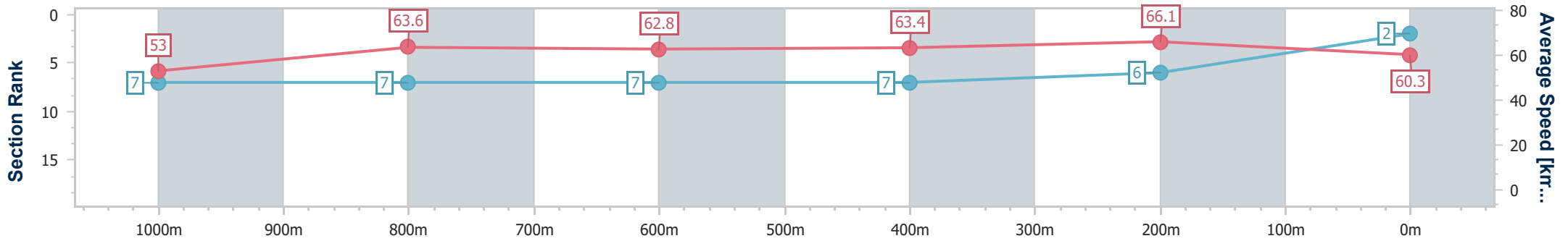
Horse/Jockey Name	Freedom Rally
Final Rank	2
Fastest Section Time (Section)	0:10.90 (400m)
Top Speed [km/h] (Section)	67.2 (400m)
Race State	Finished



Sunshine Coast QLD Professional
 Race 6: LANDMARK RESORT & SPA Class 6 Plate - 1200m
 18 November 2023 - 15:17
 Track Rating: Good 4, Weather: Overcast, Rail Position: True



Section	Overall	1000m	800m	600m	400m	200m
Section Times	1:10.65 [2] (0:13.59)	0:57.06 [7] (0:11.37)	0:45.69 [7] (0:11.49)	0:34.20 [7] (0:11.35)	0:22.85 [7] (0:10.90)	0:11.95 [6] (0:11.95)
Average Speed [km/h]	53.0	63.6	62.8	63.4	66.1	60.3
Top Speed [km/h]	65.5	65.7	63.9	65.3	67.2	65.5
Avg. Dist. to Rail [m]	9.8	3.0	0.4	0.9	4.7	6.4
Avg. Stride Freq. [Hz]	2.3	2.3	2.3	2.3	2.4	2.3
Avg. Stride Length [m]	6.2	7.7	7.6	7.6	7.7	7.6



- [] Ranking at each section and finish
- .-.- No data available at this section
- NA No data available



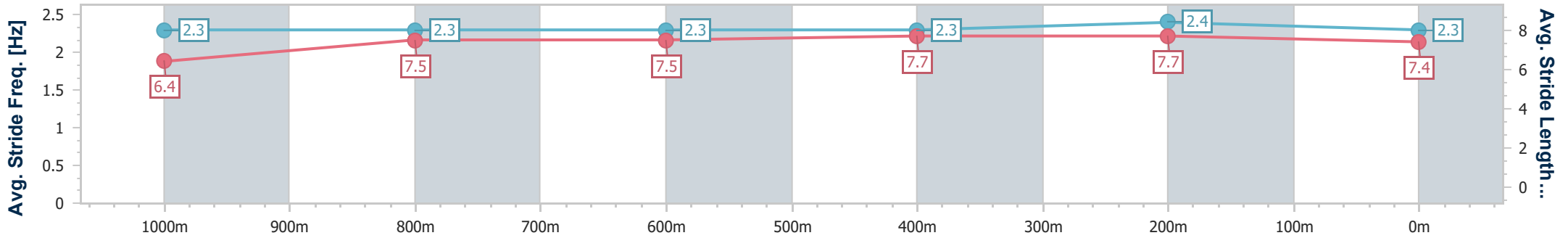
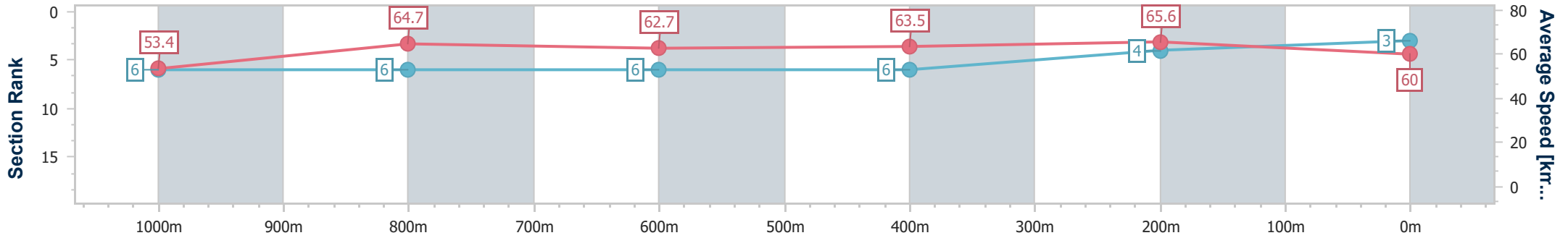
Horse/Jockey Name	Nashira
Final Rank	3
Fastest Section Time (Section)	0:10.99 (400m)
Top Speed [km/h] (Section)	67.9 (1000m)
Race State	Finished



Sunshine Coast QLD Professional
 Race 6: LANDMARK RESORT & SPA Class 6 Plate - 1200m
 18 November 2023 - 15:17
 Track Rating: Good 4, Weather: Overcast, Rail Position: True



Section	Overall	1000m	800m	600m	400m	200m
Section Times	1:10.67 [3] (0:13.54)	0:57.13 [6] (0:11.19)	0:45.94 [6] (0:11.54)	0:34.40 [6] (0:11.38)	0:23.02 [6] (0:10.99)	0:12.03 [4]
Average Speed [km/h]	53.4	64.7	62.7	63.5	65.6	60.0
Top Speed [km/h]	66.6	67.9	63.6	66.6	67.2	64.1
Avg. Dist. to Rail [m]	8.4	2.5	1.3	0.6	1.3	0.8
Avg. Stride Freq. [Hz]	2.3	2.3	2.3	2.3	2.4	2.3
Avg. Stride Length [m]	6.4	7.5	7.5	7.7	7.7	7.4



- [] Ranking at each section and finish
- .-.- No data available at this section
- NA No data available



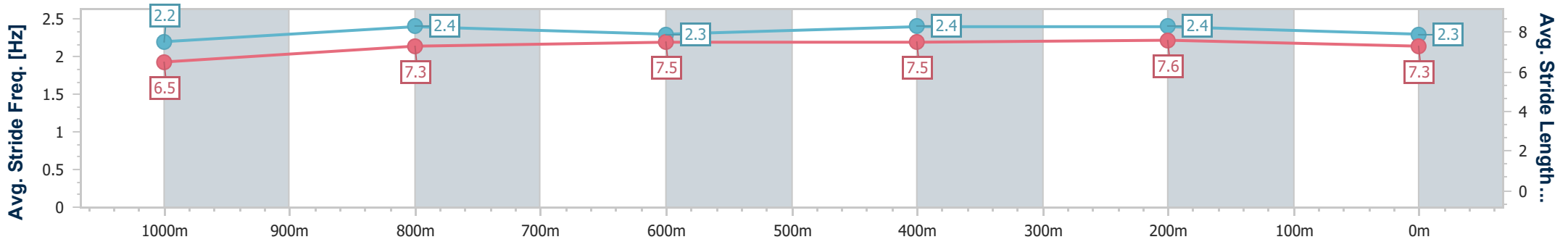
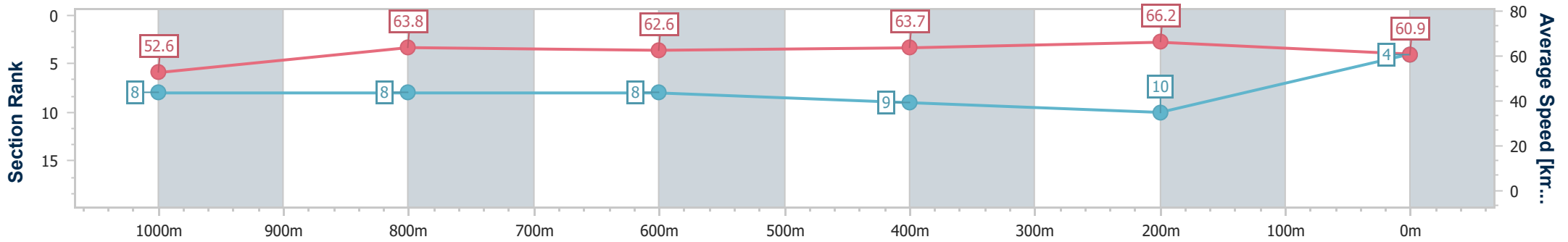
Horse/Jockey Name	Count Da Beans
Final Rank	4
Fastest Section Time (Section)	0:10.89 (400m)
Top Speed [km/h] (Section)	66.6 (400m)
Race State	Finished



Sunshine Coast QLD Professional
 Race 6: LANDMARK RESORT & SPA Class 6 Plate - 1200m
 18 November 2023 - 15:17
 Track Rating: Good 4, Weather: Overcast, Rail Position: True



Section	Overall	1000m	800m	600m	400m	200m
Section Times	1:10.75 [4] (0:13.71)	0:57.04 [8] (0:11.34)	0:45.70 [8] (0:11.61)	0:34.09 [8] (0:11.39)	0:22.70 [9] (0:10.89)	0:11.81 [10] (0:11.81)
Average Speed [km/h]	52.6	63.8	62.6	63.7	66.2	60.9
Top Speed [km/h]	64.9	65.8	64.1	65.8	66.6	65.3
Avg. Dist. to Rail [m]	6.0	2.2	1.6	1.3	4.9	5.2
Avg. Stride Freq. [Hz]	2.2	2.4	2.3	2.4	2.4	2.3
Avg. Stride Length [m]	6.5	7.3	7.5	7.5	7.6	7.3



- [] Ranking at each section and finish
- .-.- No data available at this section
- NA No data available



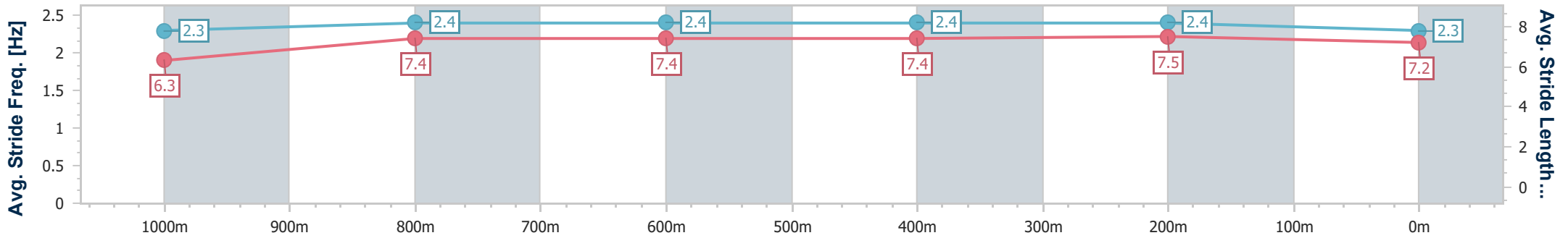
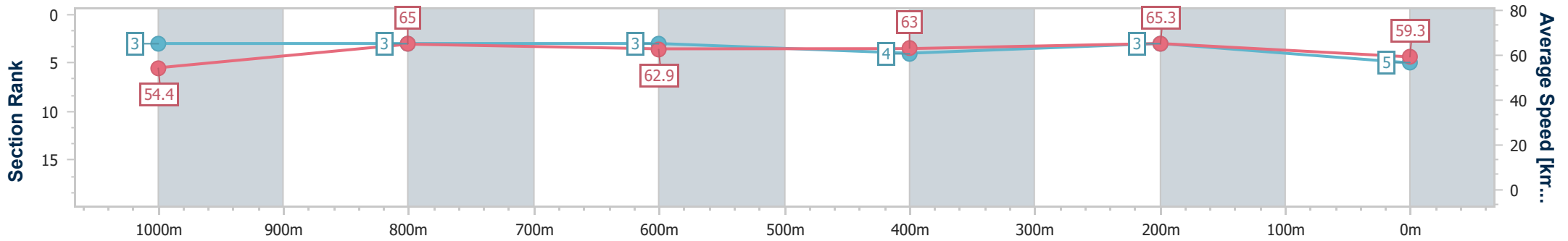
Horse/Jockey Name	Hardware Lane
Final Rank	5
Fastest Section Time (Section)	0:11.04 (400m)
Top Speed [km/h] (Section)	66.9 (1000m)
Race State	Finished



Sunshine Coast QLD Professional
 Race 6: LANDMARK RESORT & SPA Class 6 Plate - 1200m
 18 November 2023 - 15:17
 Track Rating: Good 4, Weather: Overcast, Rail Position: True



Section	Overall	1000m	800m	600m	400m	200m
Section Times	1:10.76 [5] (0:13.21)	0:57.55 [3] (0:11.17)	0:46.38 [3] (0:11.57)	0:34.81 [3] (0:11.62)	0:23.19 [4] (0:11.04)	0:12.15 [3] (0:12.15)
Average Speed [km/h]	54.4	65.0	62.9	63.0	65.3	59.3
Top Speed [km/h]	66.7	66.9	63.8	64.7	66.5	63.2
Avg. Dist. to Rail [m]	5.4	2.7	2.0	3.1	3.1	3.1
Avg. Stride Freq. [Hz]	2.3	2.4	2.4	2.4	2.4	2.3
Avg. Stride Length [m]	6.3	7.4	7.4	7.4	7.5	7.2



- [] Ranking at each section and finish
- .-.- No data available at this section
- NA No data available



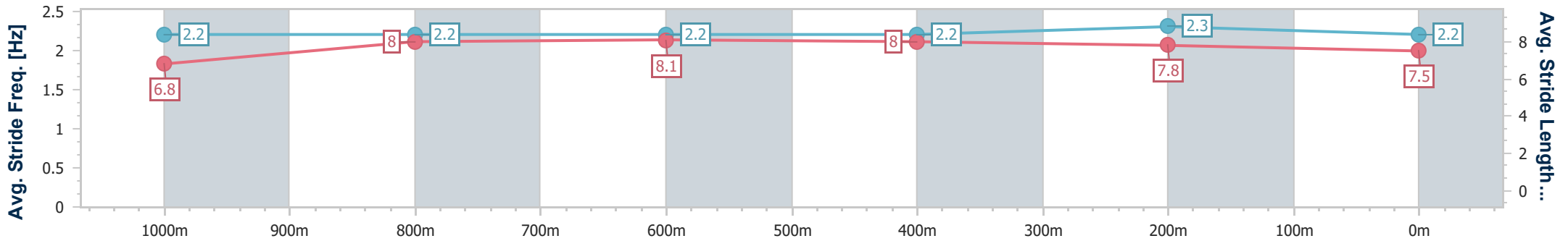
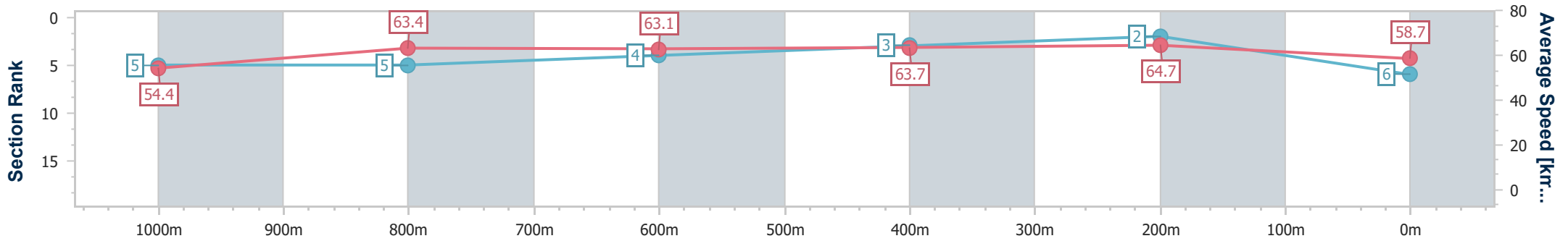
Horse/Jockey Name	Manhood
Final Rank	6
Fastest Section Time (Section)	0:11.09 (400m)
Top Speed [km/h] (Section)	66.1 (400m)
Race State	Finished



Sunshine Coast QLD Professional
 Race 6: LANDMARK RESORT & SPA Class 6 Plate - 1200m
 18 November 2023 - 15:17
 Track Rating: Good 4, Weather: Overcast, Rail Position: True



Section	Overall	1000m	800m	600m	400m	200m
Section Times	1:10.85 [6] (0:13.25)	0:57.60 [5] (0:11.44)	0:46.16 [5] (0:11.44)	0:34.72 [4] (0:11.34)	0:23.38 [3] (0:11.09)	0:12.29 [2] (0:12.29)
Average Speed [km/h]	54.4	63.4	63.1	63.7	64.7	58.7
Top Speed [km/h]	65.7	65.8	64.1	65.7	66.1	63.7
Avg. Dist. to Rail [m]	6.3	3.1	0.5	0.4	3.8	4.7
Avg. Stride Freq. [Hz]	2.2	2.2	2.2	2.2	2.3	2.2
Avg. Stride Length [m]	6.8	8.0	8.1	8.0	7.8	7.5



- [] Ranking at each section and finish
- .-.- No data available at this section
- NA No data available



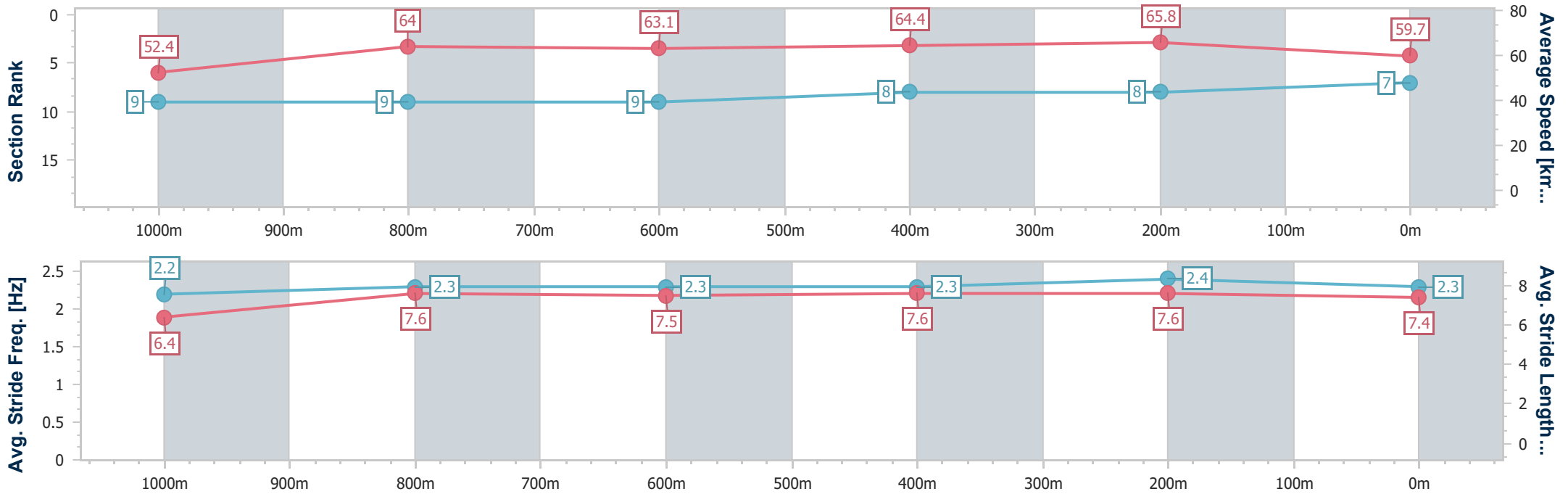
Horse/Jockey Name	Millane
Final Rank	7
Fastest Section Time (Section)	0:10.98 (400m)
Top Speed [km/h] (Section)	66.9 (400m)
Race State	Finished



Sunshine Coast QLD Professional
 Race 6: LANDMARK RESORT & SPA Class 6 Plate - 1200m
 18 November 2023 - 15:17
 Track Rating: Good 4, Weather: Overcast, Rail Position: True



Section	Overall	1000m	800m	600m	400m	200m
Section Times	1:10.96 [7] (0:13.78)	0:57.18 [9] (0:11.35)	0:45.83 [9] (0:11.53)	0:34.30 [9] (0:11.29)	0:23.01 [8] (0:10.98)	0:12.03 [8] (0:12.03)
Average Speed [km/h]	52.4	64.0	63.1	64.4	65.8	59.7
Top Speed [km/h]	63.9	65.0	65.4	66.6	66.9	63.9
Avg. Dist. to Rail [m]	7.2	3.4	2.2	1.8	5.7	6.9
Avg. Stride Freq. [Hz]	2.2	2.3	2.3	2.3	2.4	2.3
Avg. Stride Length [m]	6.4	7.6	7.5	7.6	7.6	7.4



- [] Ranking at each section and finish
- .-.- No data available at this section
- NA No data available



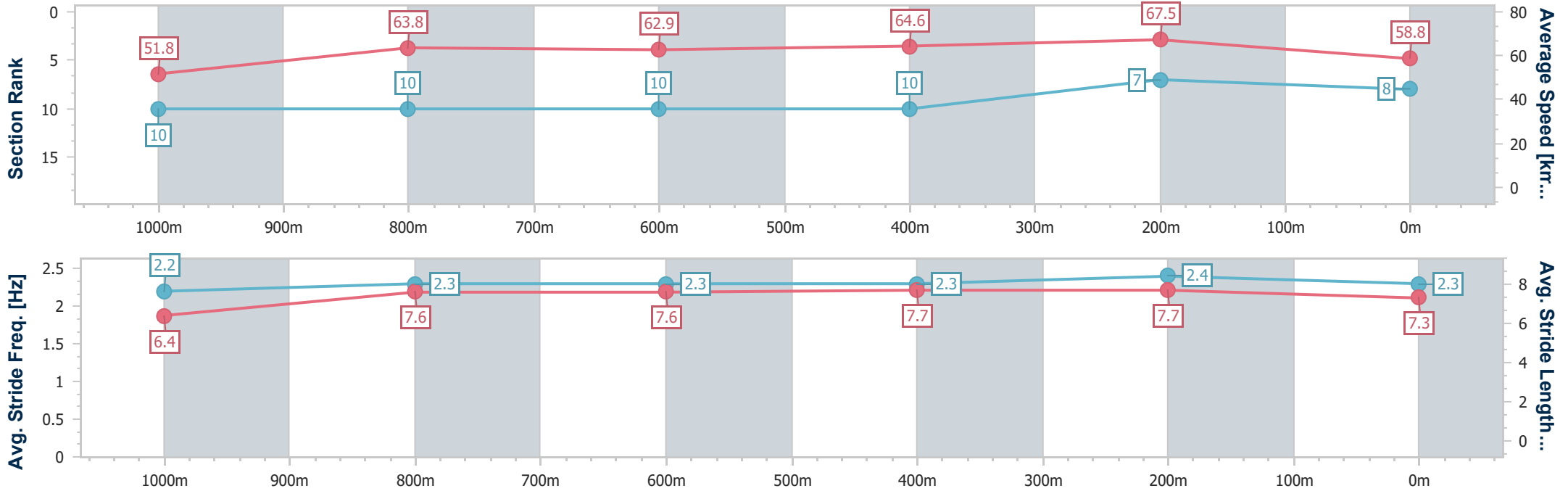
Horse/Jockey Name	Drive A Deel
Final Rank	8
Fastest Section Time (Section)	0:10.71 (400m)
Top Speed [km/h] (Section)	68.6 (400m)
Race State	Finished



Sunshine Coast QLD Professional
 Race 6: LANDMARK RESORT & SPA Class 6 Plate - 1200m
 18 November 2023 - 15:17
 Track Rating: Good 4, Weather: Overcast, Rail Position: True



Section	Overall	1000m	800m	600m	400m	200m
Section Times	1:11.06 [8] (0:13.93)	0:57.13 [10] (0:11.32)	0:45.81 [10] (0:11.56)	0:34.25 [10] (0:11.30)	0:22.95 [10] (0:10.71)	0:12.24 [7] (0:12.24)
Average Speed [km/h]	51.8	63.8	62.9	64.6	67.5	58.8
Top Speed [km/h]	65.4	65.4	65.3	66.4	68.6	64.2
Avg. Dist. to Rail [m]	7.9	2.2	1.9	2.3	4.7	4.6
Avg. Stride Freq. [Hz]	2.2	2.3	2.3	2.3	2.4	2.3
Avg. Stride Length [m]	6.4	7.6	7.6	7.7	7.7	7.3



- [] Ranking at each section and finish
- .-.- No data available at this section
- NA No data available



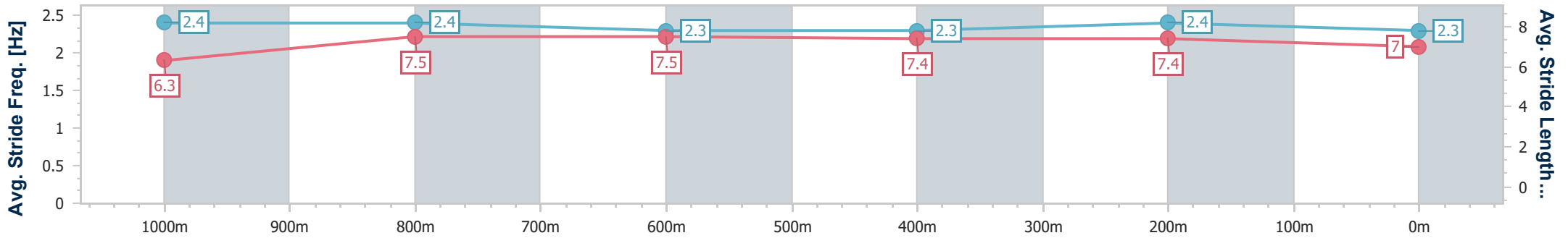
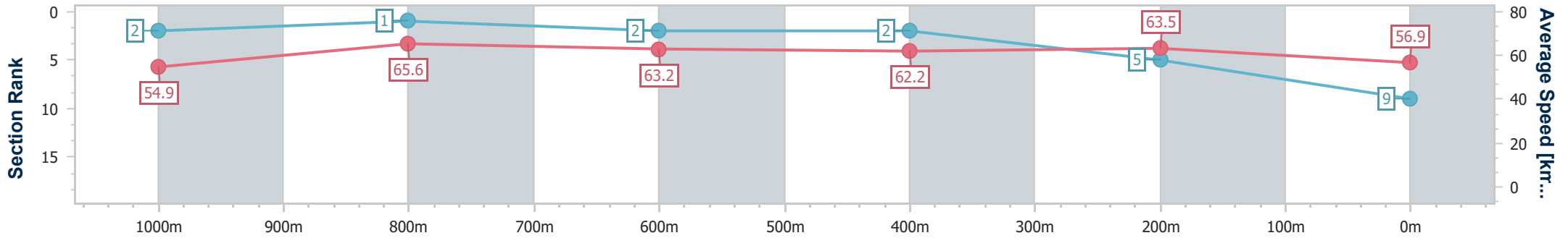
Horse/Jockey Name	Arentee
Final Rank	9
Fastest Section Time (Section)	0:11.00 (1000m)
Top Speed [km/h] (Section)	69.1 (1000m)
Race State	Finished



Sunshine Coast QLD Professional
 Race 6: LANDMARK RESORT & SPA Class 6 Plate - 1200m
 18 November 2023 - 15:17
 Track Rating: Good 4, Weather: Overcast, Rail Position: True



Section	Overall	1000m	800m	600m	400m	200m
Section Times	1:11.35 [9] (0:13.12)	0:58.23 [2] (0:11.00)	0:47.23 [1] (0:11.57)	0:35.66 [2] (0:11.63)	0:24.03 [2] (0:11.37)	0:12.66 [5] (0:12.66)
Average Speed [km/h]	54.9	65.6	63.2	62.2	63.5	56.9
Top Speed [km/h]	68.6	69.1	64.4	63.6	64.3	61.4
Avg. Dist. to Rail [m]	3.5	2.5	2.3	1.1	2.1	1.3
Avg. Stride Freq. [Hz]	2.4	2.4	2.3	2.3	2.4	2.3
Avg. Stride Length [m]	6.3	7.5	7.5	7.4	7.4	7.0



- [] Ranking at each section and finish
- .-.- No data available at this section
- NA No data available



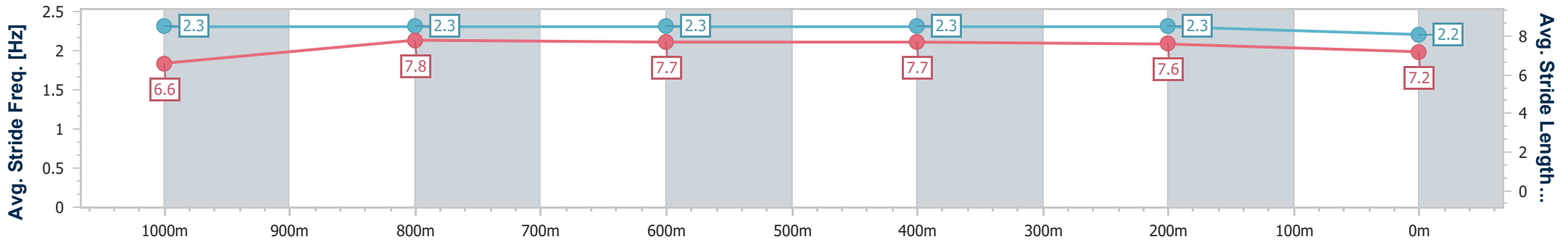
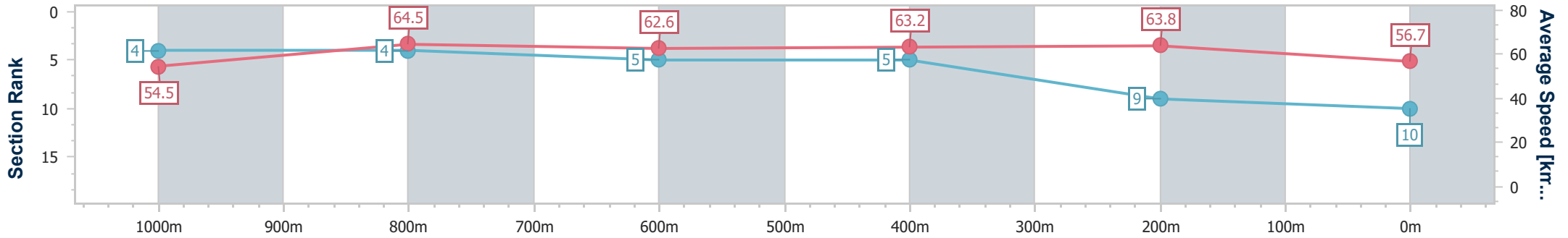
Horse/Jockey Name	Mass Destruction
Final Rank	10
Fastest Section Time (Section)	0:11.21 (1000m)
Top Speed [km/h] (Section)	67.4 (Overall)
Race State	Finished



Sunshine Coast QLD Professional
 Race 6: LANDMARK RESORT & SPA Class 6 Plate - 1200m
 18 November 2023 - 15:17
 Track Rating: Good 4, Weather: Overcast, Rail Position: True



Section	Overall	1000m	800m	600m	400m	200m
Section Times	1:11.63 [10] (0:13.24)	0:58.39 [4] (0:11.21)	0:47.18 [4] (0:11.73)	0:35.45 [5] (0:11.43)	0:24.02 [5] (0:11.33)	0:12.69 [9] (0:12.69)
Average Speed [km/h]	54.5	64.5	62.6	63.2	63.8	56.7
Top Speed [km/h]	67.4	67.1	63.7	64.5	65.5	62.0
Avg. Dist. to Rail [m]	4.7	2.6	2.9	1.2	1.2	0.3
Avg. Stride Freq. [Hz]	2.3	2.3	2.3	2.3	2.3	2.2
Avg. Stride Length [m]	6.6	7.8	7.7	7.7	7.6	7.2



- [] Ranking at each section and finish
- .-.- No data available at this section
- NA No data available