



Toowoomba QLD Professional

Race 2: SEMLOH SUPPORT SERVICES BENCHMARK 70 Handicap - 1625m

18 November 2023 - 17:58



Track Rating: Good 4, Weather: Fine, Rail Position: +5m Entire

Section		Overall	1400m	1200m	1000m	800m	600m	400m	Last 600m				
Field Times		1:39.34 (0:15.47)	1:23.87 (0:10.66)	1:13.21 (0:11.05)	1:02.16 (0:12.18)	0:49.98 (0:12.66)	0:37.32 (0:12.88)	0:24.44 (0:12.52)	0:37.32				
Rank	TAB Horse/Jockey	Barrier	Top Speed [km/h]	Fastest Section									Distance Travelled [m]
1	2 FIRE KING Adam Sewell	11	71.5	0:10.75	1:39.34 [1] (0:16.09)	1:23.25 [6] (0:10.75)	1:12.50 [6] (0:10.86)	1:01.64 [6] (0:11.96)	0:49.68 [5] (0:12.81)	0:36.87 [7] (0:12.85)	0:24.02 [7] (0:12.10)	0:36.87	
2	4 NO GOING BACK Savannah McCann	5	70.1	0:10.70	1:39.94 [2] (0:15.74)	1:24.20 [4] (0:10.70)	1:13.50 [4] (0:10.89)	1:02.61 [4] (0:12.11)	0:50.50 [3] (0:12.76)	0:37.74 [4] (0:12.83)	0:24.91 [5] (0:12.49)	0:37.74	-9
3	11 DROP THE PILOT Sariah Champkin	9	67.5	0:10.81	1:39.96 [3] (0:16.44)	1:23.52 [7] (0:10.81)	1:12.71 [7] (0:11.22)	1:01.49 [7] (0:11.76)	0:49.73 [7] (0:12.20)	0:37.53 [6] (0:12.49)	0:25.04 [2] (0:12.56)	0:37.53	-11
4	7 HARBELLE Anthony Allen	8	69.5	0:10.73	1:40.37 [4] (0:15.88)	1:24.49 [5] (0:10.73)	1:13.76 [5] (0:11.02)	1:02.74 [5] (0:12.15)	0:50.59 [6] (0:12.56)	0:38.03 [5] (0:12.76)	0:25.27 [6] (0:12.63)	0:38.03	-7
5	1 SOUTH PARADE Alisha Donald	2	70.9	0:10.72	1:40.84 [5] (0:15.49)	1:25.35 [2] (0:10.72)	1:14.63 [3] (0:11.03)	1:03.60 [3] (0:12.31)	0:51.29 [4] (0:12.63)	0:38.66 [3] (0:12.72)	0:25.94 [1] (0:12.67)	0:38.66	-12
6	3 VAN GOGH Olivia Webb	7	71.5	0:10.61	1:42.44 [6] (0:15.52)	1:26.92 [3] (0:10.61)	1:16.31 [1] (0:11.11)	1:05.20 [2] (0:12.12)	0:53.08 [1] (0:12.66)	0:40.42 [1] (0:12.90)	0:27.52 [3] (0:13.00)	0:40.42	-2
7	10 SPRINGTHORPE Jackson Murphy	1	73.0	0:10.69	1:43.74 [7] (0:15.47)	1:28.27 [1] (0:10.69)	1:17.58 [2] (0:11.02)	1:06.56 [1] (0:12.20)	0:54.36 [2] (0:12.67)	0:41.69 [2] (0:12.92)	0:28.77 [4] (0:13.55)	0:41.69	-14

Scratched: Tavis Town (#5), Chasing Jackley (#6), Uncommon Valour (#8), Captain Hook (#9)



Toowoomba QLD Professional

Race 2: SEMLOH SUPPORT SERVICES BENCHMARK 70 Handicap - 1625m

18 November 2023 - 17:58



Track Rating: Good 4, Weather: Fine, Rail Position: +5m Entire

Section				200m				Last 600m	
Field Times				0:11.92 (0:11.92)				0:37.32	
Rank	TAB	Horse/Jockey	Barrier	Top Speed [km/h]	Fastest Section	Margin			Distance Travelled [m]
1	2	FIRE KING	11	71.5	0:10.75	0:11.92 [1]	1:39.34		0:36.87
		Adam Sewell		Overall	1400m	(0:11.92)			
2	4	NO GOING BACK	5	70.1	0:10.70	0:12.42 [3]	3.5L		0:37.74 -9
		Savannah McCann		Overall	1400m	(0:12.42)			
3	11	DROP THE PILOT	9	67.5	0:10.81	0:12.48 [2]	3.6L		0:37.53 -11
		Sariah Champkin		1400m	1400m	(0:12.48)			
4	7	HARBELLE	8	69.5	0:10.73	0:12.64 [5]	5.9L		0:38.03 -7
		Anthony Allen		1400m	1400m	(0:12.64)			
5	1	SOUTH PARADE	2	70.9	0:10.72	0:13.27 [4]	8.4L		0:38.66 -12
		Alisha Donald		1400m	1400m	(0:13.27)			
6	3	VAN GOGH	7	71.5	0:10.61	0:14.52 [6]	17.7L		0:40.42 -2
		Olivia Webb		Overall	1400m	(0:14.52)			
7	10	SPRINGTHORPE	1	73.0	0:10.69	0:15.22 [7]	25.2L		0:41.69 -14
		Jackson Murphy		Overall	1400m	(0:15.22)			

Scratched: Tavis Town (#5), Chasing Jackley (#6), Uncommon Valour (#8), Captain Hook (#9)



Horse/Jockey Name	Fire King
Final Rank	1
Fastest Section Time (Section)	0:10.75 (1400m)
Top Speed [km/h] (Section)	71.5 (Overall)
Race State	Finished



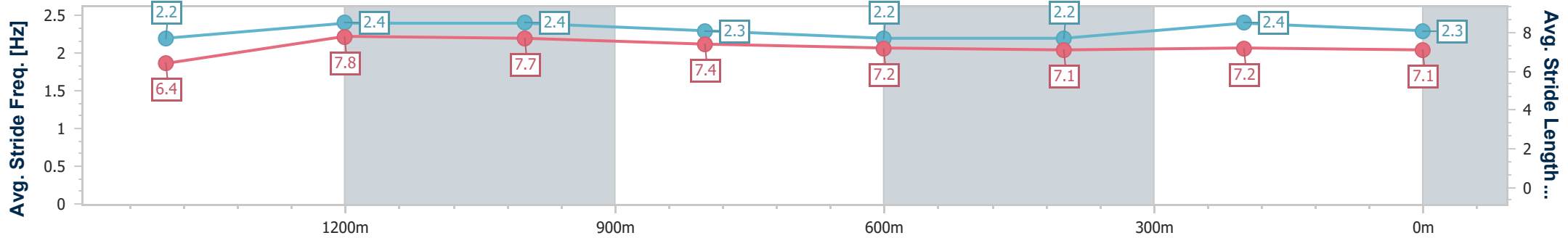
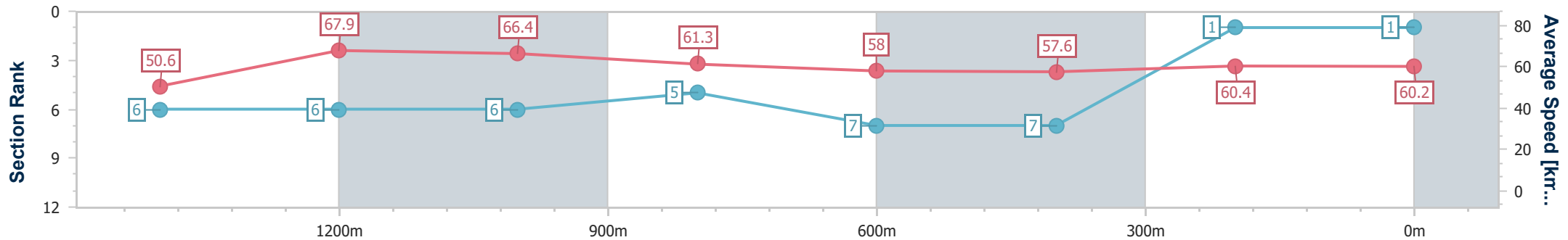
Toowoomba QLD Professional
 Race 2: SEMLOH SUPPORT SERVICES BENCHMARK 70
 Handicap - 1625m



18 November 2023 - 17:58

Track Rating: Good 4, Weather: Fine, Rail Position: +5m Entire

Section	Overall	1400m	1200m	1000m	800m	600m	400m	200m
Section Times	1:39.34 [1] (0:16.09)	1:23.25 [6] (0:10.75)	1:12.50 [6] (0:10.86)	1:01.64 [6] (0:11.96)	0:49.68 [5] (0:12.81)	0:36.87 [7] (0:12.85)	0:24.02 [7] (0:12.10)	0:11.92 [1] (0:11.92)
Average Speed [km/h]	50.6	67.9	66.4	61.3	58.0	57.6	60.4	60.2
Top Speed [km/h]	71.5	71.0	68.1	64.5	60.1	59.7	61.6	62.7
Avg. Dist. to Rail [m]	6.1	2.7	4.0	4.3	8.5	5.2	4.7	4.7
Avg. Stride Freq. [Hz]	2.2	2.4	2.4	2.3	2.2	2.2	2.4	2.3
Avg. Stride Length [m]	6.4	7.8	7.7	7.4	7.2	7.1	7.2	7.1



- [] Ranking at each section and finish
- .-.- No data available at this section
- NA No data available



Horse/Jockey Name	No Going Back
Final Rank	2
Fastest Section Time (Section)	0:10.70 (1400m)
Top Speed [km/h] (Section)	70.1 (Overall)
Race State	Finished



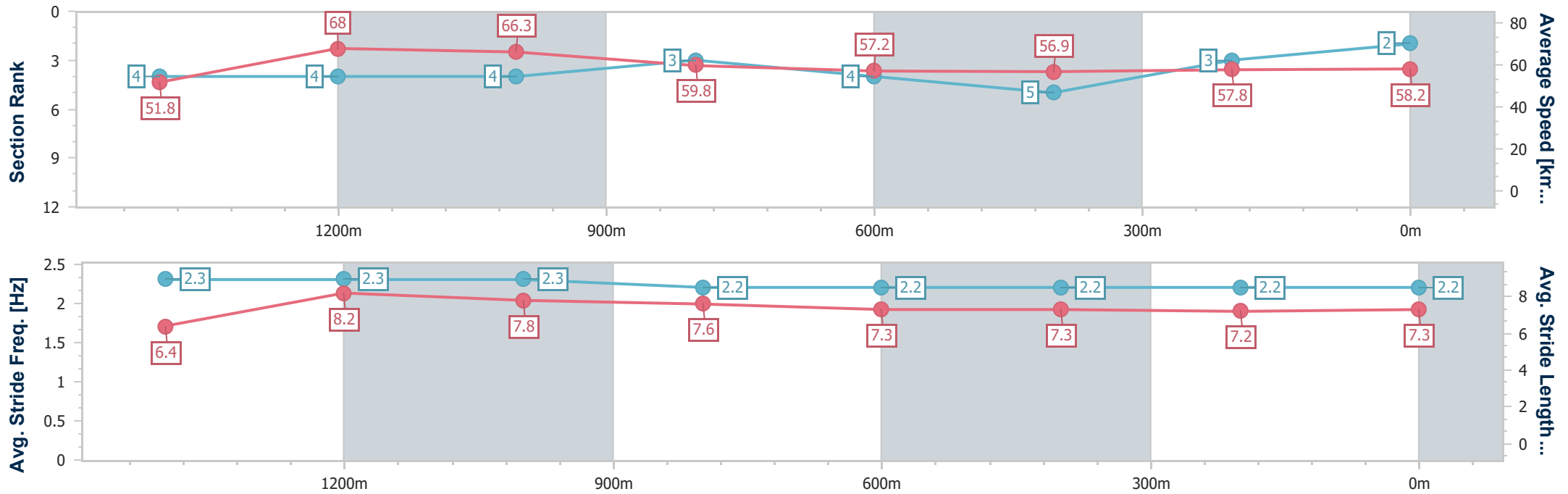
Toowoomba QLD Professional
 Race 2: SEMLOH SUPPORT SERVICES BENCHMARK 70
 Handicap - 1625m



18 November 2023 - 17:58

Track Rating: Good 4, Weather: Fine, Rail Position: +5m Entire

Section	Overall	1400m	1200m	1000m	800m	600m	400m	200m
Section Times	1:39.94 [2] (0:15.74)	1:24.20 [4] (0:10.70)	1:13.50 [4] (0:10.89)	1:02.61 [4] (0:12.11)	0:50.50 [3] (0:12.76)	0:37.74 [4] (0:12.83)	0:24.91 [5] (0:12.49)	0:12.42 [3] (0:12.42)
Average Speed [km/h]	51.8	68.0	66.3	59.8	57.2	56.9	57.8	58.2
Top Speed [km/h]	70.1	69.5	69.0	62.1	58.4	57.3	59.9	60.0
Avg. Dist. to Rail [m]	6.3	2.3	1.9	1.1	3.9	2.5	1.7	0.6
Avg. Stride Freq. [Hz]	2.3	2.3	2.3	2.2	2.2	2.2	2.2	2.2
Avg. Stride Length [m]	6.4	8.2	7.8	7.6	7.3	7.3	7.2	7.3



- [] Ranking at each section and finish
- .-.- No data available at this section
- NA No data available



Horse/Jockey Name	Drop The Pilot
Final Rank	3
Fastest Section Time (Section)	0:10.81 (1400m)
Top Speed [km/h] (Section)	67.5 (1400m)
Race State	Finished



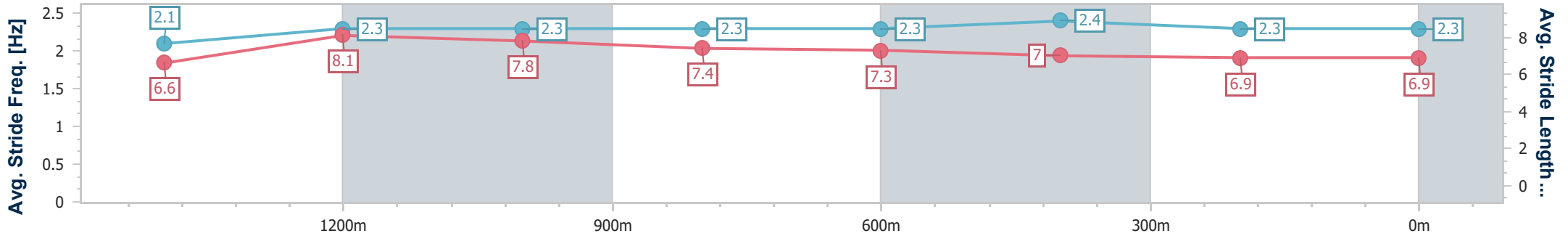
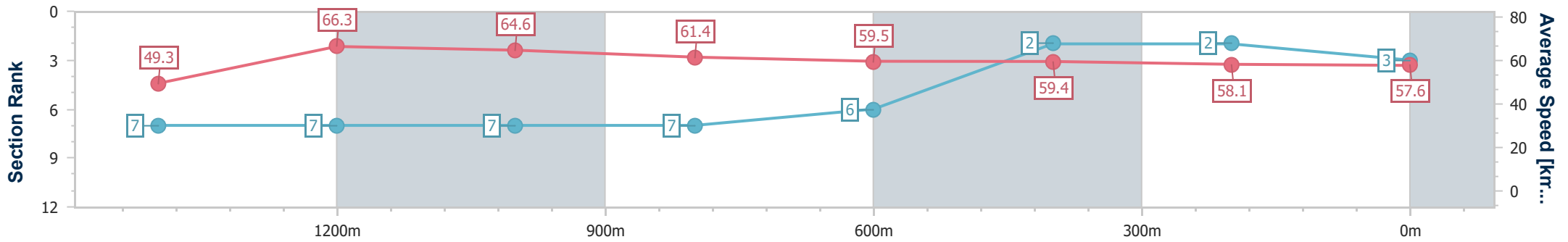
Toowoomba QLD Professional
 Race 2: SEMLOH SUPPORT SERVICES BENCHMARK 70
 Handicap - 1625m



18 November 2023 - 17:58

Track Rating: Good 4, Weather: Fine, Rail Position: +5m Entire

Section	Overall	1400m	1200m	1000m	800m	600m	400m	200m					
Section Times	1:39.96 [3] (0:16.44)	1:23.52 [7] (0:10.81)	1:12.71 [7] (0:11.22)	1:01.49 [7] (0:11.76)	0:49.73 [7] (0:12.20)	0:37.53 [6] (0:12.49)	0:25.04 [2] (0:12.56)	0:12.48 [2] (0:12.48)					
Average Speed [km/h]	49.3	66.3	64.6	61.4	59.5	59.4	58.1	57.6					
Top Speed [km/h]	67.0	67.5	66.2	63.1	60.5	60.5	59.1	59.0					
Avg. Dist. to Rail [m]	5.7	0.9	1.5	1.5	3.2	5.3	3.5	2.5					
Avg. Stride Freq. [Hz]	2.1	2.3	2.3	2.3	2.3	2.4	2.3	2.3					
Avg. Stride Length [m]	6.6	8.1	7.8	7.4	7.3	7.0	6.9	6.9					



- [] Ranking at each section and finish
- .-.- No data available at this section
- NA No data available



Horse/Jockey Name	Harbelle
Final Rank	4
Fastest Section Time (Section)	0:10.73 (1400m)
Top Speed [km/h] (Section)	69.5 (1400m)
Race State	Finished



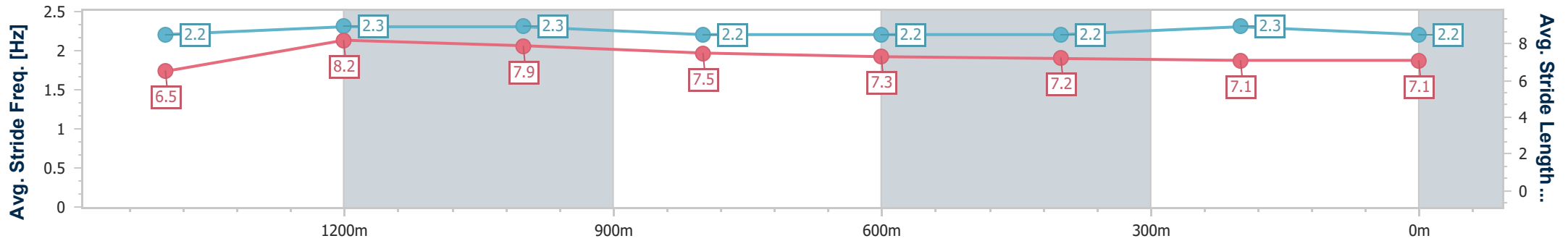
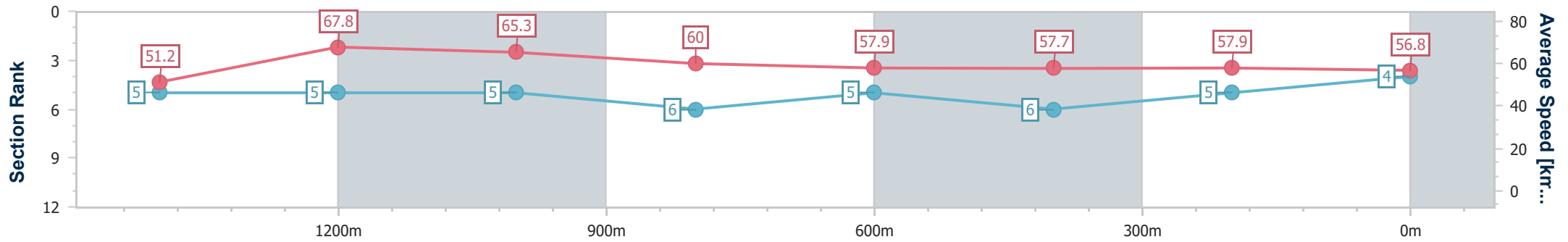
Toowoomba QLD Professional
 Race 2: SEMLOH SUPPORT SERVICES BENCHMARK 70
 Handicap - 1625m



18 November 2023 - 17:58

Track Rating: Good 4, Weather: Fine, Rail Position: +5m Entire

Section	Overall	1400m	1200m	1000m	800m	600m	400m	200m					
Section Times	1:40.37 [4] (0:15.88)	1:24.49 [5] (0:10.73)	1:13.76 [5] (0:11.02)	1:02.74 [5] (0:12.15)	0:50.59 [6] (0:12.56)	0:38.03 [5] (0:12.76)	0:25.27 [6] (0:12.63)	0:12.64 [5] (0:12.64)					
Average Speed [km/h]	51.2	67.8	65.3	60.0	57.9	57.7	57.9	56.8					
Top Speed [km/h]	69.2	69.5	67.1	63.4	58.9	58.8	58.9	58.4					
Avg. Dist. to Rail [m]	5.1	1.9	3.1	2.9	3.6	3.9	5.3	4.1					
Avg. Stride Freq. [Hz]	2.2	2.3	2.3	2.2	2.2	2.2	2.3	2.2					
Avg. Stride Length [m]	6.5	8.2	7.9	7.5	7.3	7.2	7.1	7.1					



- [] Ranking at each section and finish
- .-.- No data available at this section
- NA No data available



Horse/Jockey Name	South Parade
Final Rank	5
Fastest Section Time (Section)	0:10.72 (1400m)
Top Speed [km/h] (Section)	70.9 (1400m)
Race State	Finished



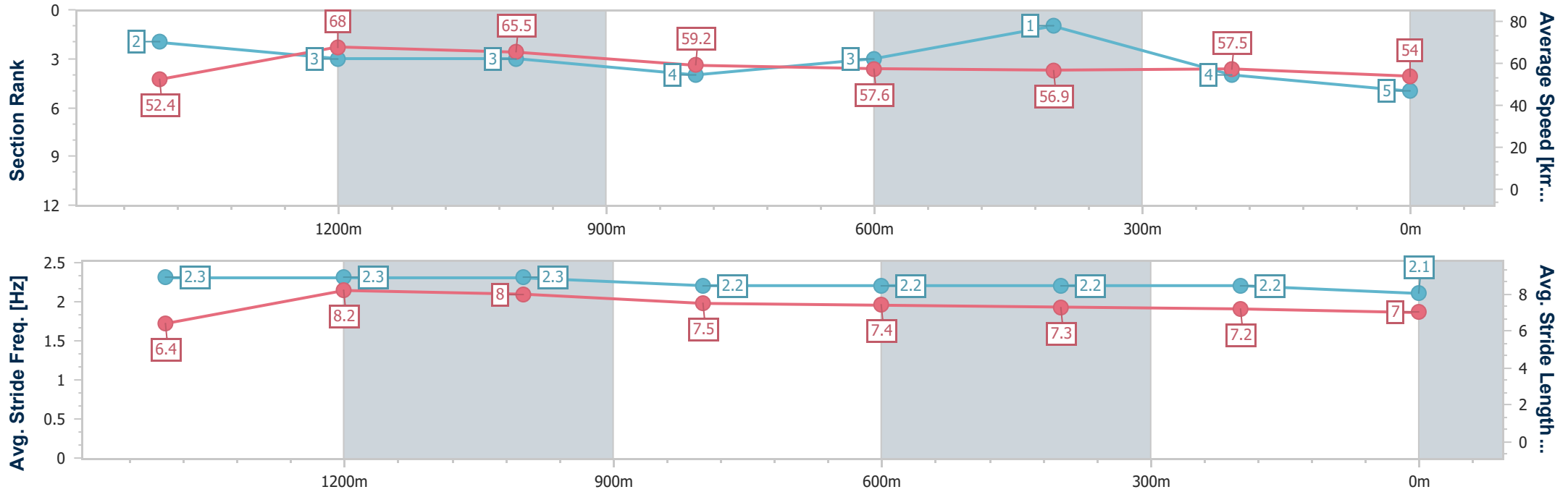
Toowoomba QLD Professional
Race 2: SEMLOH SUPPORT SERVICES BENCHMARK 70
Handicap - 1625m



18 November 2023 - 17:58

Track Rating: Good 4, Weather: Fine, Rail Position: +5m Entire

Section	Overall	1400m	1200m	1000m	800m	600m	400m	200m
Section Times	1:40.84 [5] (0:15.49)	1:25.35 [2] (0:10.72)	1:14.63 [3] (0:11.03)	1:03.60 [3] (0:12.31)	0:51.29 [4] (0:12.63)	0:38.66 [3] (0:12.72)	0:25.94 [1] (0:12.67)	0:13.27 [4] (0:13.27)
Average Speed [km/h]	52.4	68.0	65.5	59.2	57.6	56.9	57.5	54.0
Top Speed [km/h]	70.3	70.9	66.7	61.8	58.2	58.3	58.2	57.5
Avg. Dist. to Rail [m]	3.8	2.7	3.3	3.3	2.3	1.5	2.3	0.8
Avg. Stride Freq. [Hz]	2.3	2.3	2.3	2.2	2.2	2.2	2.2	2.1
Avg. Stride Length [m]	6.4	8.2	8.0	7.5	7.4	7.3	7.2	7.0



- [] Ranking at each section and finish
- .-.- No data available at this section
- NA No data available



Horse/Jockey Name	Van Gogh
Final Rank	6
Fastest Section Time (Section)	0:10.61 (1400m)
Top Speed [km/h] (Section)	71.5 (Overall)
Race State	Finished



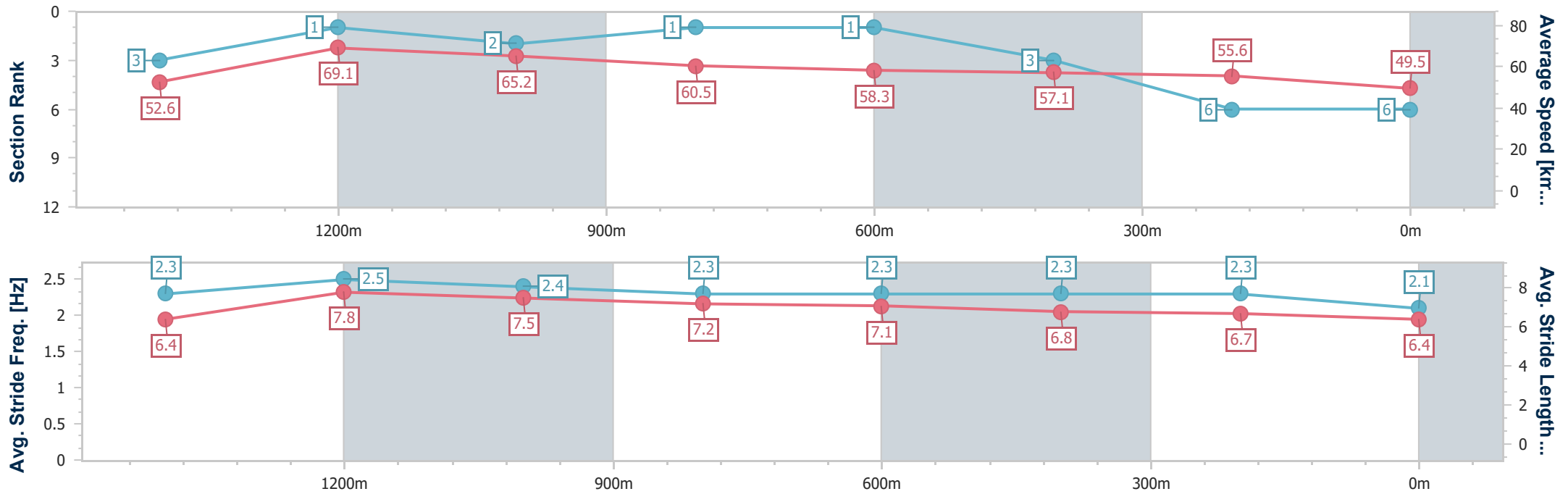
Toowoomba QLD Professional
Race 2: SEMLOH SUPPORT SERVICES BENCHMARK 70
Handicap - 1625m



18 November 2023 - 17:58

Track Rating: Good 4, Weather: Fine, Rail Position: +5m Entire

Section	Overall	1400m	1200m	1000m	800m	600m	400m	200m
Section Times	1:42.44 [6] (0:15.52)	1:26.92 [3] (0:10.61)	1:16.31 [1] (0:11.11)	1:05.20 [2] (0:12.12)	0:53.08 [1] (0:12.66)	0:40.42 [1] (0:12.90)	0:27.52 [3] (0:13.00)	0:14.52 [6] (0:14.52)
Average Speed [km/h]	52.6	69.1	65.2	60.5	58.3	57.1	55.6	49.5
Top Speed [km/h]	71.5	70.4	67.7	62.8	59.6	58.8	56.6	54.7
Avg. Dist. to Rail [m]	5.5	3.7	4.0	5.3	7.0	4.2	0.8	0.4
Avg. Stride Freq. [Hz]	2.3	2.5	2.4	2.3	2.3	2.3	2.3	2.1
Avg. Stride Length [m]	6.4	7.8	7.5	7.2	7.1	6.8	6.7	6.4



- [] Ranking at each section and finish
- .-.- No data available at this section
- NA No data available



Horse/Jockey Name	Springthorpe
Final Rank	7
Fastest Section Time (Section)	0:10.69 (1400m)
Top Speed [km/h] (Section)	73.0 (Overall)
Race State	Finished



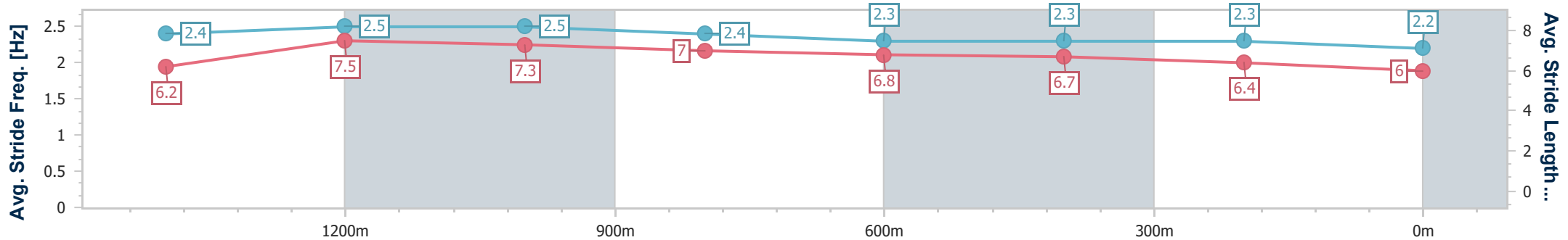
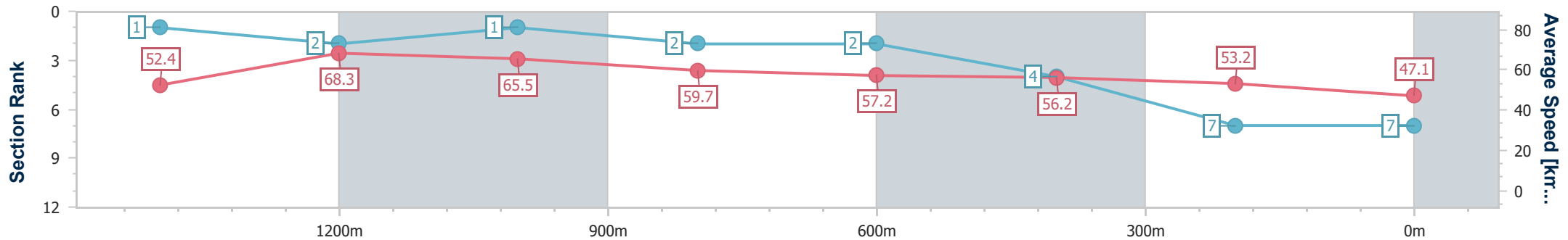
Toowoomba QLD Professional
 Race 2: SEMLOH SUPPORT SERVICES BENCHMARK 70
 Handicap - 1625m



18 November 2023 - 17:58

Track Rating: Good 4, Weather: Fine, Rail Position: +5m Entire

Section	Overall	1400m	1200m	1000m	800m	600m	400m	200m					
Section Times	1:43.74 [7] (0:15.47)	1:28.27 [1] (0:10.69)	1:17.58 [2] (0:11.02)	1:06.56 [1] (0:12.20)	0:54.36 [2] (0:12.67)	0:41.69 [2] (0:12.92)	0:28.77 [4] (0:13.55)	0:15.22 [7] (0:15.22)					
Average Speed [km/h]	52.4	68.3	65.5	59.7	57.2	56.2	53.2	47.1					
Top Speed [km/h]	73.0	71.3	67.4	62.0	58.2	57.3	54.5	51.2					
Avg. Dist. to Rail [m]	4.0	2.5	3.0	2.0	2.8	1.6	0.5	0.2					
Avg. Stride Freq. [Hz]	2.4	2.5	2.5	2.4	2.3	2.3	2.3	2.2					
Avg. Stride Length [m]	6.2	7.5	7.3	7.0	6.8	6.7	6.4	6.0					



- [] Ranking at each section and finish
- .-.- No data available at this section
- NA No data available