



Ladbrokes Cannon Park QLD Professional

Race 4: 1300 RIDESHARE RATINGS BAND 0 - 60 Handicap - 1500m

24 November 2023 - 14:43



Track Rating: Soft 6, Weather: Overcast, Rail Position: +1.5M 1000M-350M True REM

Section	Overall	1400m	1200m	1000m	800m	600m	400m	Last 600m						
Field Times	1:31.33 (0:08.25)	1:23.08 (0:11.27)	1:11.81 (0:11.47)	1:00.34 (0:11.79)	0:48.55 (0:11.86)	0:36.69 (0:12.02)	0:24.67 (0:12.28)	0:36.69						
Rank	TAB	Horse/Jockey	Barrier	Top Speed [km/h]	Fastest Section								Distance Travelled [m]	
1	5	MIRROR ILLUSION Lacey Morrison	9	63.9 1400m	0:08.59 Overall	1:31.33 [1] (0:08.59)	1:22.74 [5] (0:11.43)	1:11.31 [6] (0:11.53)	0:59.78 [6] (0:11.75)	0:48.03 [6] (0:11.75)	0:36.28 [6] (0:11.89)	0:24.39 [5] (0:12.00)	0:36.28	
2	9	PLUCKERCARN Georgina McDonnell	3	66.2 1400m	0:08.87 Overall	1:31.95 [2] (0:08.87)	1:23.08 [8] (0:11.37)	1:11.71 [7] (0:11.57)	1:00.14 [7] (0:11.62)	0:48.52 [7] (0:11.76)	0:36.76 [7] (0:11.91)	0:24.85 [7] (0:12.00)	0:36.76	+6
3	7	LADY OF FORTUNE Scott Sheargold	1	64.4 1200m	0:08.78 Overall	1:32.01 [3] (0:08.78)	1:23.23 [7] (0:11.58)	1:11.65 [8] (0:11.49)	1:00.16 [8] (0:11.61)	0:48.55 [8] (0:11.88)	0:36.67 [8] (0:11.86)	0:24.81 [8] (0:12.17)	0:36.67	-1
4	1	SIDE HUSTLE Nathan Thomas	6	65.8 1400m	0:08.35 Overall	1:32.06 [4] (0:08.35)	1:23.71 [2] (0:11.29)	1:12.42 [2] (0:11.41)	1:01.01 [2] (0:11.89)	0:49.12 [2] (0:11.79)	0:37.33 [2] (0:12.02)	0:25.31 [2] (0:12.25)	0:37.33	-1
5	8	IMPEACHER Adrian Layt	8	64.8 1400m	0:08.57 Overall	1:32.29 [5] (0:08.57)	1:23.72 [4] (0:11.38)	1:12.34 [5] (0:11.44)	1:00.90 [4] (0:11.68)	0:49.22 [3] (0:11.84)	0:37.38 [4] (0:11.96)	0:25.42 [3] (0:12.41)	0:37.38	-3
6	2	ROTH'N'BELL Morgan Butler	2	66.2 1400m	0:08.62 Overall	1:32.42 [6] (0:08.62)	1:23.80 [6] (0:11.30)	1:12.50 [4] (0:11.58)	1:00.92 [5] (0:11.71)	0:49.21 [5] (0:11.83)	0:37.38 [5] (0:12.00)	0:25.38 [6] (0:12.31)	0:37.38	-6
7	3	DUYFKEN Nor Yadi	4	66.3 1200m	0:08.55 Overall	1:32.43 [7] (0:08.55)	1:23.88 [3] (0:11.31)	1:12.57 [3] (0:11.40)	1:01.17 [3] (0:11.84)	0:49.33 [4] (0:11.80)	0:37.53 [3] (0:12.02)	0:25.51 [4] (0:12.23)	0:37.53	+0
8	4	HELLO NEWMAN Ryan Wiggins	5	65.2 1400m	0:08.25 Overall	1:32.93 [8] (0:08.25)	1:24.68 [1] (0:11.27)	1:13.41 [1] (0:11.47)	1:01.94 [1] (0:11.79)	0:50.15 [1] (0:11.86)	0:38.29 [1] (0:12.02)	0:26.27 [1] (0:12.54)	0:38.29	-5

Scratched: Valenconi (#6)

[] Ranking at each section and finish
 -:-:- No data available at this section
 NA No data available

SCN Saddle cloth number
 DNF Did not finish
 DNT Did not track



Ladbrokes Cannon Park QLD Professional

Race 4: 1300 RIDESHARE RATINGS BAND 0 - 60 Handicap - 1500m

24 November 2023 - 14:43



Track Rating: Soft 6, Weather: Overcast, Rail Position: +1.5M 1000M-350M True REM

Section				200m				Last 600m	
Field Times				0:12.39 (0:12.39)				0:36.69	
Rank	TAB	Horse/Jockey	Barrier	Top Speed [km/h]	Fastest Section	Margin			Distance Travelled [m]
1	5	MIRROR ILLUSION Lacey Morrison	9	63.9 1400m	0:08.59 Overall	0:12.39 [1] (0:12.39)	1:31.33		0:36.28
2	9	PLUCKERCARN Georgina McDonnell	3	66.2 1400m	0:08.87 Overall	0:12.85 [3] (0:12.85)	3.5L		0:36.76 +6
3	7	LADY OF FORTUNE Scott Sheargold	1	64.4 1200m	0:08.78 Overall	0:12.64 [8] (0:12.64)	3.7L		0:36.67 -1
4	1	SIDE HUSTLE Nathan Thomas	6	65.8 1400m	0:08.35 Overall	0:13.06 [2] (0:13.06)	3.9L		0:37.33 -1
5	8	IMPEACHER Adrian Layt	8	64.8 1400m	0:08.57 Overall	0:13.01 [6] (0:13.01)	5.2L		0:37.38 -3
6	2	ROTH'N'BELL Morgan Butler	2	66.2 1400m	0:08.62 Overall	0:13.07 [7] (0:13.07)	5.7L		0:37.38 -6
7	3	DUYFKEN Nor Yadi	4	66.3 1200m	0:08.55 Overall	0:13.28 [4] (0:13.28)	5.8L		0:37.53 +0
8	4	HELLO NEWMAN Ryan Wiggins	5	65.2 1400m	0:08.25 Overall	0:13.73 [5] (0:13.73)	8.6L		0:38.29 -5

Scratched: Valenconi (#6)

[] Ranking at each section and finish
 -:-:- No data available at this section
 NA No data available

SCN Saddle cloth number
 DNF Did not finish
 DNT Did not track



Horse/Jockey Name	Mirror Illusion
Final Rank	1
Fastest Section Time (Section)	0:08.59 (Overall)
Top Speed [km/h] (Section)	63.9 (1400m)
Race State	Finished



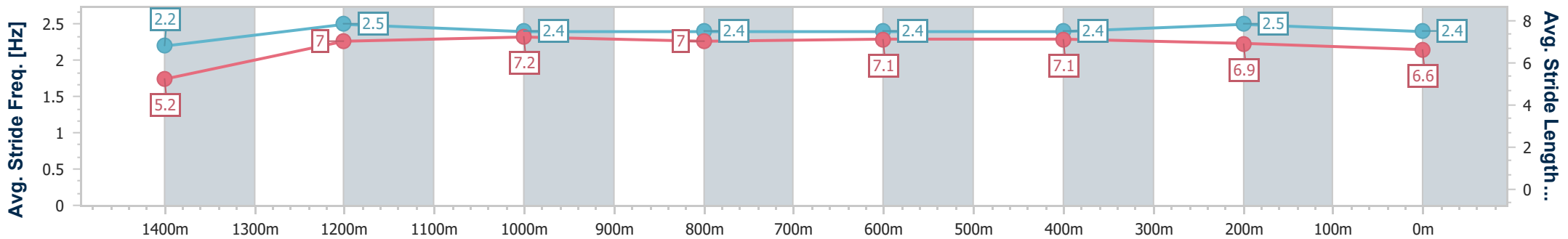
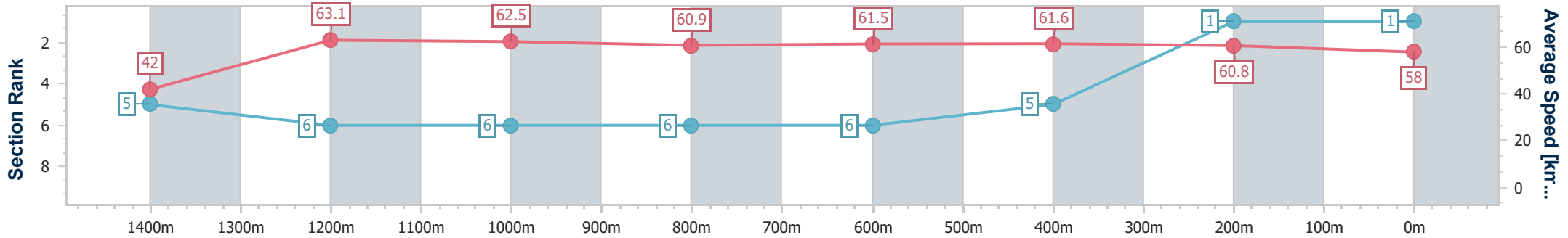
Ladbrokes Cannon Park QLD Professional
Race 4: 1300 RIDESHARE RATINGS BAND 0 - 60 Handicap - 1500m

24 November 2023 - 14:43

Track Rating: Soft 6, Weather: Overcast, Rail Position: +1.5M
1000M-350M True REM



Section	Overall	1400m	1200m	1000m	800m	600m	400m	200m						
Section Times	1:31.33 [1] (0:08.59)	1:22.74 [5] (0:11.43)	1:11.31 [6] (0:11.53)	0:59.78 [6] (0:11.75)	0:48.03 [6] (0:11.75)	0:36.28 [6] (0:11.89)	0:24.39 [5] (0:12.00)	0:12.39 [1] (0:12.39)						
Average Speed [km/h]	42.0	63.1	62.5	60.9	61.5	61.6	60.8	58.0						
Top Speed [km/h]	59.9	63.9	63.6	61.6	62.6	62.6	61.6	61.2						
Avg. Dist. to Rail [m]	5.5	1.1	0.4	0.8	1.5	2.7	6.9	8.8						
Avg. Stride Freq. [Hz]	2.2	2.5	2.4	2.4	2.4	2.4	2.5	2.4						
Avg. Stride Length [m]	5.2	7.0	7.2	7.0	7.1	7.1	6.9	6.6						



- [] Ranking at each section and finish
- .-.- No data available at this section
- NA No data available



Horse/Jockey Name	Pluckercarn
Final Rank	2
Fastest Section Time (Section)	0:08.87 (Overall)
Top Speed [km/h] (Section)	66.2 (1400m)
Race State	Finished



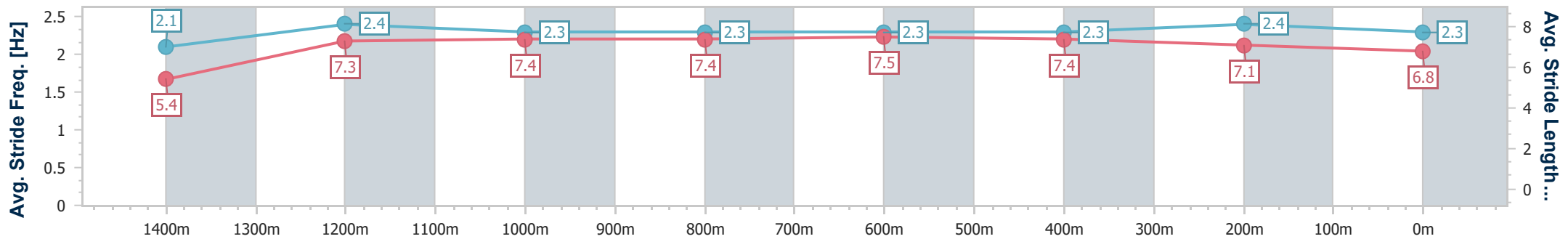
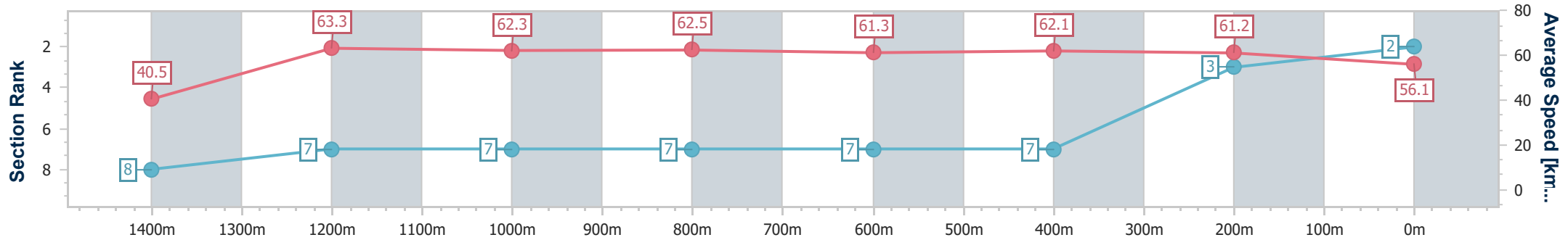
Ladbrokes Cannon Park QLD Professional
Race 4: 1300 RIDESHARE RATINGS BAND 0 - 60 Handicap - 1500m

24 November 2023 - 14:43

Track Rating: Soft 6, Weather: Overcast, Rail Position: +1.5M
1000M-350M True REM



Section	Overall	1400m	1200m	1000m	800m	600m	400m	200m						
Section Times	1:31.95 [2] (0:08.87)	1:23.08 [8] (0:11.37)	1:11.71 [7] (0:11.57)	1:00.14 [7] (0:11.62)	0:48.52 [7] (0:11.76)	0:36.76 [7] (0:11.91)	0:24.85 [7] (0:12.00)	0:12.85 [3] (0:12.85)						
Average Speed [km/h]	40.5	63.3	62.3	62.5	61.3	62.1	61.2	56.1						
Top Speed [km/h]	58.9	66.2	63.8	65.3	64.7	62.6	62.3	59.5						
Avg. Dist. to Rail [m]	1.0	0.5	0.9	1.9	3.7	4.3	8.8	10.3						
Avg. Stride Freq. [Hz]	2.1	2.4	2.3	2.3	2.3	2.3	2.4	2.3						
Avg. Stride Length [m]	5.4	7.3	7.4	7.4	7.5	7.4	7.1	6.8						



- [] Ranking at each section and finish
- .-.- No data available at this section
- NA No data available



Horse/Jockey Name	Lady Of Fortune
Final Rank	3
Fastest Section Time (Section)	0:08.78 (Overall)
Top Speed [km/h] (Section)	64.4 (1200m)
Race State	Finished



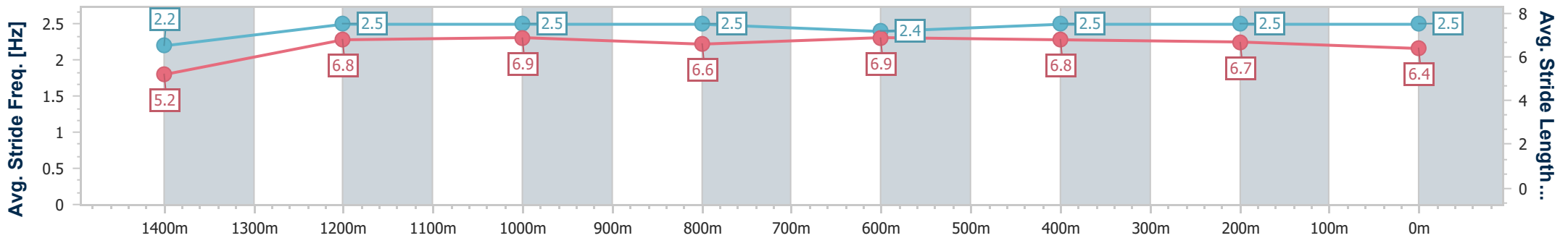
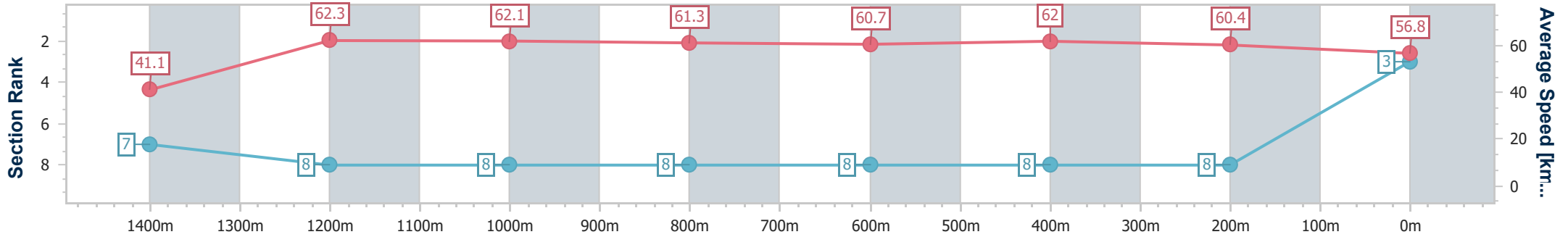
Ladbrokes Cannon Park QLD Professional
Race 4: 1300 RIDESHARE RATINGS BAND 0 - 60 Handicap - 1500m

24 November 2023 - 14:43

Track Rating: Soft 6, Weather: Overcast, Rail Position: +1.5M
1000M-350M True REM



Section	Overall	1400m	1200m	1000m	800m	600m	400m	200m						
Section Times	1:32.01 [3] (0:08.78)	1:23.23 [7] (0:11.58)	1:11.65 [8] (0:11.49)	1:00.16 [8] (0:11.61)	0:48.55 [8] (0:11.88)	0:36.67 [8] (0:11.86)	0:24.81 [8] (0:12.17)	0:12.64 [8] (0:12.64)						
Average Speed [km/h]	41.1	62.3	62.1	61.3	60.7	62.0	60.4	56.8						
Top Speed [km/h]	58.3	63.5	64.4	63.7	61.8	62.7	61.3	59.2						
Avg. Dist. to Rail [m]	1.0	1.6	1.5	1.8	2.4	3.3	8.3	10.5						
Avg. Stride Freq. [Hz]	2.2	2.5	2.5	2.5	2.4	2.5	2.5	2.5						
Avg. Stride Length [m]	5.2	6.8	6.9	6.6	6.9	6.8	6.7	6.4						



- [] Ranking at each section and finish
- .-.- No data available at this section
- NA No data available



Horse/Jockey Name	Side Hustle
Final Rank	4
Fastest Section Time (Section)	0:08.35 (Overall)
Top Speed [km/h] (Section)	65.8 (1400m)
Race State	Finished



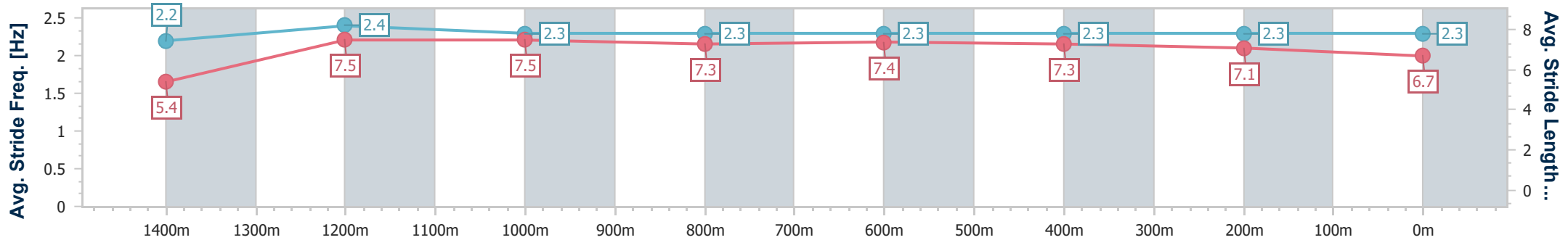
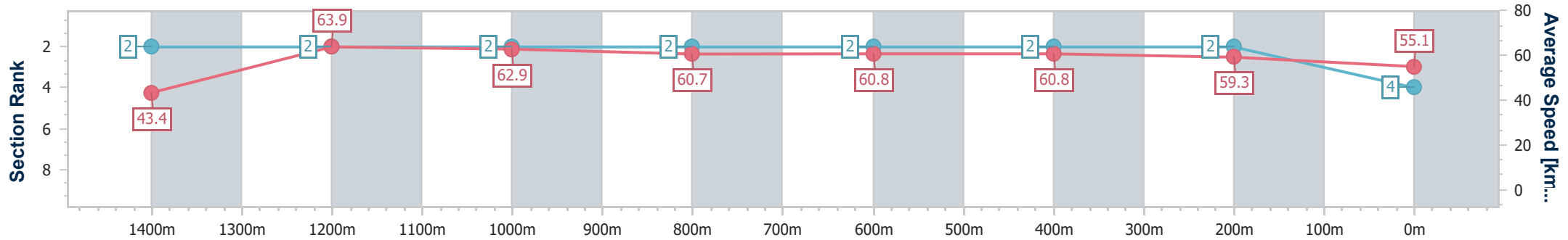
Ladbrokes Cannon Park QLD Professional
Race 4: 1300 RIDESHARE RATINGS BAND 0 - 60 Handicap - 1500m

24 November 2023 - 14:43

Track Rating: Soft 6, Weather: Overcast, Rail Position: +1.5M
1000M-350M True REM



Section	Overall	1400m	1200m	1000m	800m	600m	400m	200m						
Section Times	1:32.06 [4] (0:08.35)	1:23.71 [2] (0:11.29)	1:12.42 [2] (0:11.41)	1:01.01 [2] (0:11.89)	0:49.12 [2] (0:11.79)	0:37.33 [2] (0:12.02)	0:25.31 [2] (0:12.25)	0:13.06 [2] (0:13.06)						
Average Speed [km/h]	43.4	63.9	62.9	60.7	60.8	60.8	59.3	55.1						
Top Speed [km/h]	60.6	65.8	64.0	61.4	61.8	61.9	60.2	58.7						
Avg. Dist. to Rail [m]	4.5	1.0	0.4	0.9	2.7	2.4	6.4	8.1						
Avg. Stride Freq. [Hz]	2.2	2.4	2.3	2.3	2.3	2.3	2.3	2.3						
Avg. Stride Length [m]	5.4	7.5	7.5	7.3	7.4	7.3	7.1	6.7						



- [] Ranking at each section and finish
- .-.- No data available at this section
- NA No data available



Horse/Jockey Name	Impeacher
Final Rank	5
Fastest Section Time (Section)	0:08.57 (Overall)
Top Speed [km/h] (Section)	64.8 (1400m)
Race State	Finished



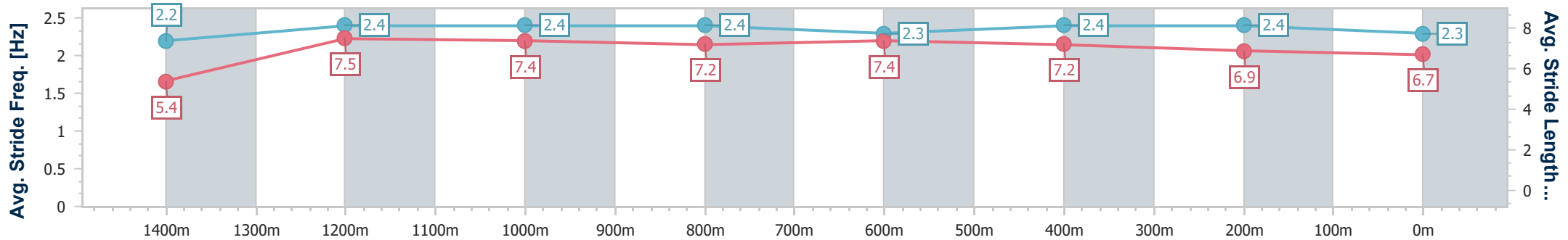
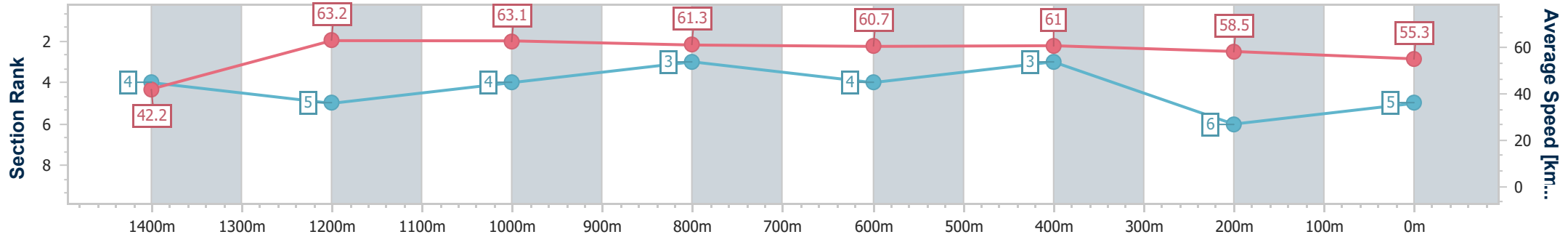
Ladbrokes Cannon Park QLD Professional
Race 4: 1300 RIDESHARE RATINGS BAND 0 - 60 Handicap - 1500m

24 November 2023 - 14:43

Track Rating: Soft 6, Weather: Overcast, Rail Position: +1.5M
1000M-350M True REM



Section	Overall	1400m	1200m	1000m	800m	600m	400m	200m						
Section Times	1:32.29 [5] (0:08.57)	1:23.72 [4] (0:11.38)	1:12.34 [5] (0:11.44)	1:00.90 [4] (0:11.68)	0:49.22 [3] (0:11.84)	0:37.38 [4] (0:11.96)	0:25.42 [3] (0:12.41)	0:13.01 [6] (0:13.01)						
Average Speed [km/h]	42.2	63.2	63.1	61.3	60.7	61.0	58.5	55.3						
Top Speed [km/h]	59.0	64.8	64.4	63.0	62.3	62.6	61.2	57.6						
Avg. Dist. to Rail [m]	4.5	0.8	0.7	0.8	1.6	2.0	5.8	9.1						
Avg. Stride Freq. [Hz]	2.2	2.4	2.4	2.4	2.3	2.4	2.4	2.3						
Avg. Stride Length [m]	5.4	7.5	7.4	7.2	7.4	7.2	6.9	6.7						



- [] Ranking at each section and finish
- .-.- No data available at this section
- NA No data available



Horse/Jockey Name	Roth'n'bell
Final Rank	6
Fastest Section Time (Section)	0:08.62 (Overall)
Top Speed [km/h] (Section)	66.2 (1400m)
Race State	Finished



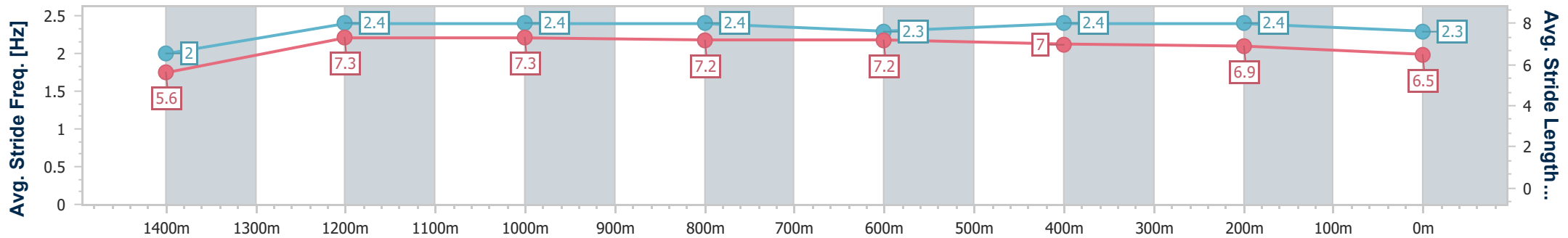
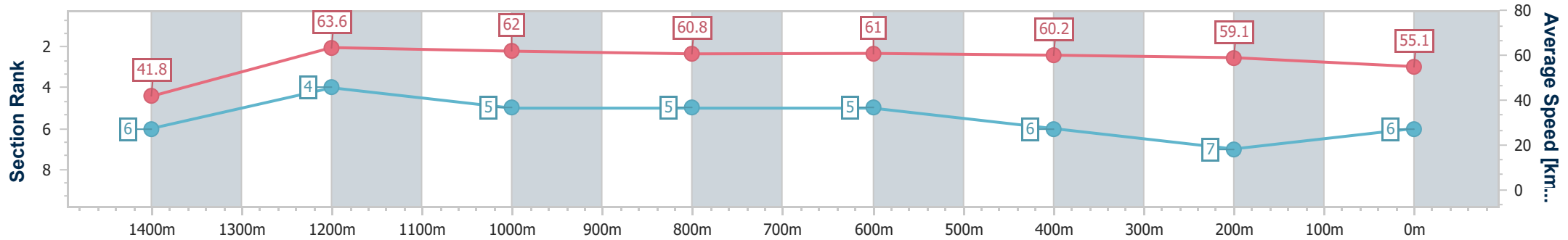
Ladbrokes Cannon Park QLD Professional
Race 4: 1300 RIDESHARE RATINGS BAND 0 - 60 Handicap - 1500m

24 November 2023 - 14:43

Track Rating: Soft 6, Weather: Overcast, Rail Position: +1.5M
1000M-350M True REM



Section	Overall	1400m	1200m	1000m	800m	600m	400m	200m						
Section Times	1:32.42 [6] (0:08.62)	1:23.80 [6] (0:11.30)	1:12.50 [4] (0:11.58)	1:00.92 [5] (0:11.71)	0:49.21 [5] (0:11.83)	0:37.38 [5] (0:12.00)	0:25.38 [6] (0:12.31)	0:13.07 [7] (0:13.07)						
Average Speed [km/h]	41.8	63.6	62.0	60.8	61.0	60.2	59.1	55.1						
Top Speed [km/h]	61.1	66.2	63.9	61.7	61.2	61.6	60.0	57.9						
Avg. Dist. to Rail [m]	0.7	1.5	1.3	1.2	0.2	0.9	3.4	4.4						
Avg. Stride Freq. [Hz]	2.0	2.4	2.4	2.4	2.3	2.4	2.4	2.3						
Avg. Stride Length [m]	5.6	7.3	7.3	7.2	7.2	7.0	6.9	6.5						



- [] Ranking at each section and finish
- .-.- No data available at this section
- NA No data available



Horse/Jockey Name	Duyfken
Final Rank	7
Fastest Section Time (Section)	0:08.55 (Overall)
Top Speed [km/h] (Section)	66.3 (1200m)
Race State	Finished



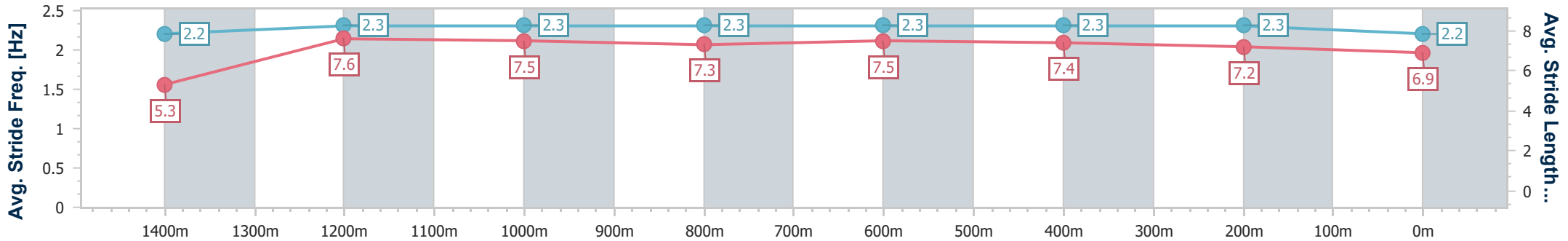
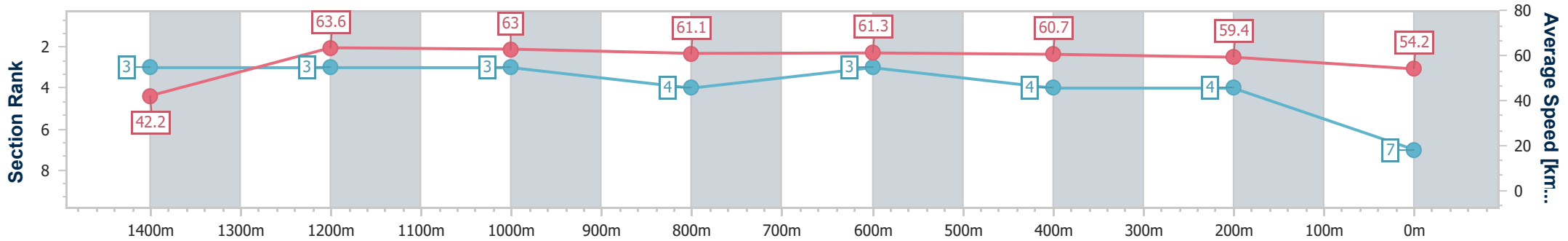
Ladbrokes Cannon Park QLD Professional
Race 4: 1300 RIDESHARE RATINGS BAND 0 - 60 Handicap - 1500m

24 November 2023 - 14:43

Track Rating: Soft 6, Weather: Overcast, Rail Position: +1.5M
1000M-350M True REM



Section	Overall	1400m	1200m	1000m	800m	600m	400m	200m						
Section Times	1:32.43 [7] (0:08.55)	1:23.88 [3] (0:11.31)	1:12.57 [3] (0:11.40)	1:01.17 [3] (0:11.84)	0:49.33 [4] (0:11.80)	0:37.53 [3] (0:12.02)	0:25.51 [4] (0:12.23)	0:13.28 [4] (0:13.28)						
Average Speed [km/h]	42.2	63.6	63.0	61.1	61.3	60.7	59.4	54.2						
Top Speed [km/h]	61.6	64.8	66.3	62.4	62.5	62.5	60.6	57.8						
Avg. Dist. to Rail [m]	2.1	1.0	0.6	1.2	3.1	2.5	4.8	5.4						
Avg. Stride Freq. [Hz]	2.2	2.3	2.3	2.3	2.3	2.3	2.3	2.2						
Avg. Stride Length [m]	5.3	7.6	7.5	7.3	7.5	7.4	7.2	6.9						



- [] Ranking at each section and finish
- .-.- No data available at this section
- NA No data available



Horse/Jockey Name	Hello Newman
Final Rank	8
Fastest Section Time (Section)	0:08.25 (Overall)
Top Speed [km/h] (Section)	65.2 (1400m)
Race State	Finished



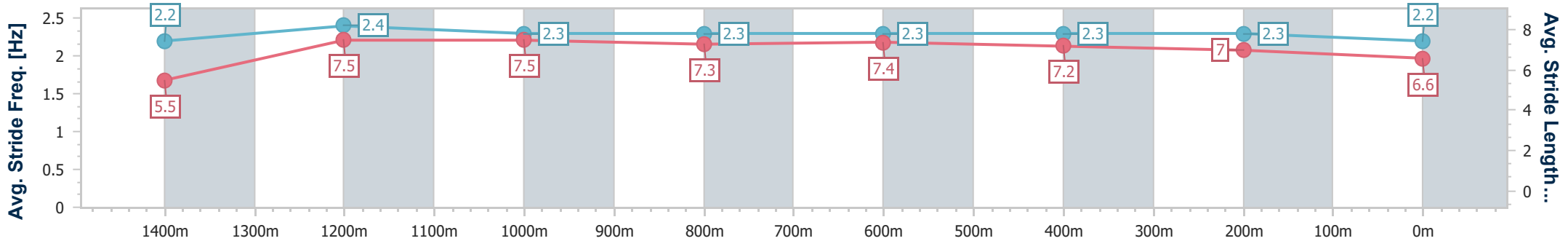
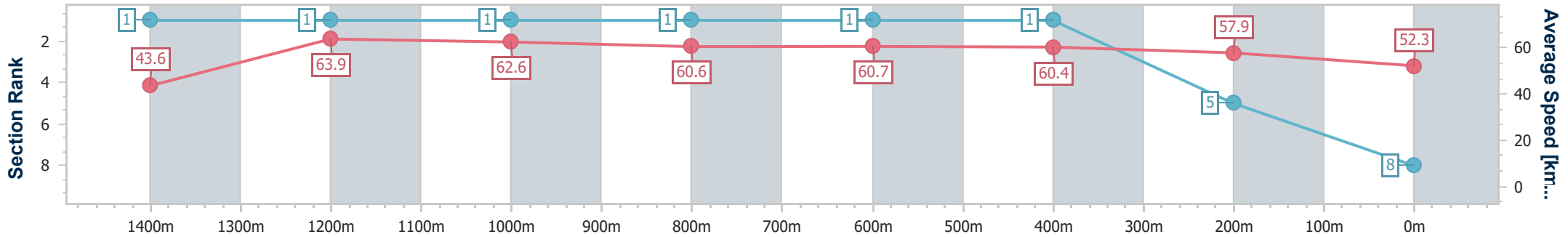
Ladbroke's Cannon Park QLD Professional
 Race 4: 1300 RIDESHARE RATINGS BAND 0 - 60 Handicap - 1500m

24 November 2023 - 14:43

Track Rating: Soft 6, Weather: Overcast, Rail Position: +1.5M
 1000M-350M True REM



Section	Overall	1400m	1200m	1000m	800m	600m	400m	200m						
Section Times	1:32.93 [8] (0:08.25)	1:24.68 [1] (0:11.27)	1:13.41 [1] (0:11.47)	1:01.94 [1] (0:11.79)	0:50.15 [1] (0:11.86)	0:38.29 [1] (0:12.02)	0:26.27 [1] (0:12.54)	0:13.73 [5] (0:13.73)						
Average Speed [km/h]	43.6	63.9	62.6	60.6	60.7	60.4	57.9	52.3						
Top Speed [km/h]	63.7	65.2	64.6	61.3	61.9	62.0	58.8	56.6						
Avg. Dist. to Rail [m]	2.9	1.6	1.1	1.2	0.3	1.3	4.0	5.2						
Avg. Stride Freq. [Hz]	2.2	2.4	2.3	2.3	2.3	2.3	2.3	2.2						
Avg. Stride Length [m]	5.5	7.5	7.5	7.3	7.4	7.2	7.0	6.6						



- [] Ranking at each section and finish
- .-.- No data available at this section
- NA No data available