



Ladbrokes Cannon Park QLD Professional

Race 6: HURNEY PARTNERS Class 6 Handicap - 950m

24 November 2023 - 16:03



Track Rating: Soft 6, Weather: Overcast, Rail Position: +1.5M 1000M-350M True REM

Section		Overall	800m	600m	400m	200m	Last 600m					
Field Times		0:55.55 (0:10.13)	0:45.42 (0:10.48)	0:34.94 (0:11.08)	0:23.86 (0:11.60)	0:12.26 (0:12.26)	0:34.94					
Rank	TAB Horse/Jockey	Barrier	Top Speed [km/h]	Fastest Section	Margin					Distance Travelled [m]		
1	1 LOUD NOISE Lacey Morrison	6	70.7 800m	0:10.40 Overall	0:55.55 [1] (0:10.40)	0:45.15 [3] (0:10.47)	0:34.68 [2] (0:10.99)	0:23.69 [2] (0:11.44)	0:12.25 [2] (0:12.25)	0:55.55	0:34.68	
2	8 GOLDEN CHARLES Adrian Layt	5	71.1 Overall	0:10.13 Overall	0:55.76 [2] (0:10.13)	0:45.63 [1] (0:10.48)	0:35.15 [1] (0:11.08)	0:24.07 [1] (0:11.60)	0:12.47 [1] (0:12.47)	1L	0:35.15	-1
3	2 BAY OF BENGAL Graham Kliese	4	69.9 800m	0:10.52 800m	0:55.82 [3] (0:10.54)	0:45.28 [4] (0:10.52)	0:34.76 [4] (0:10.96)	0:23.80 [3] (0:11.48)	0:12.32 [3] (0:12.32)	1.2L	0:34.76	-1
4	6 NEBARAZ Ryan Wiggins	3	69.1 800m	0:10.52 800m	0:55.83 [4] (0:10.60)	0:45.23 [6] (0:10.52)	0:34.71 [5] (0:11.16)	0:23.55 [5] (0:11.55)	0:12.00 [5] (0:12.00)	1.3L	0:34.71	-1
5	7 STARFILLY Stephen Wilson	2	68.6 800m	0:10.60 Overall	0:55.89 [5] (0:10.60)	0:45.29 [5] (0:10.63)	0:34.66 [7] (0:11.15)	0:23.51 [6] (0:11.44)	0:12.07 [4] (0:12.07)	1.5L	0:34.66	+1
6	4 CARESSING RUPERT Nathan Thomas	7	68.6 800m	0:10.61 Overall	0:56.22 [6] (0:10.61)	0:45.61 [7] (0:10.64)	0:34.97 [8] (0:11.18)	0:23.79 [8] (0:11.54)	0:12.25 [6] (0:12.25)	3.3L	0:34.97	+3
7	5 INVINCIBLE BAY Morgan Butler	8	67.3 800m	0:10.79 Overall	0:56.28 [7] (0:10.79)	0:45.49 [9] (0:10.80)	0:34.69 [9] (0:11.11)	0:23.58 [9] (0:11.59)	0:11.99 [9] (0:11.99)	3.6L	0:34.69	+3
8	3 MACEDON FLYER Ngarie Nelson	9	69.5 800m	0:10.46 800m	0:56.76 [8] (0:10.70)	0:46.06 [8] (0:10.46)	0:35.60 [6] (0:11.26)	0:24.34 [7] (0:11.81)	0:12.53 [8] (0:12.53)	6.4L	0:35.60	+4
9	9 SIR ROLAND Georgina McDonnell	1	67.4 800m	0:10.29 Overall	0:57.25 [9] (0:10.29)	0:46.96 [2] (0:10.72)	0:36.24 [3] (0:11.21)	0:25.03 [4] (0:11.79)	0:13.24 [7] (0:13.24)	9.2L	0:36.24	-1

[] Ranking at each section and finish
 -:-:- No data available at this section
 NA No data available

SCN Saddle cloth number
 DNF Did not finish
 DNT Did not track



Horse/Jockey Name	Loud Noise
Final Rank	1
Fastest Section Time (Section)	0:10.40 (Overall)
Top Speed [km/h] (Section)	70.7 (800m)
Race State	Finished



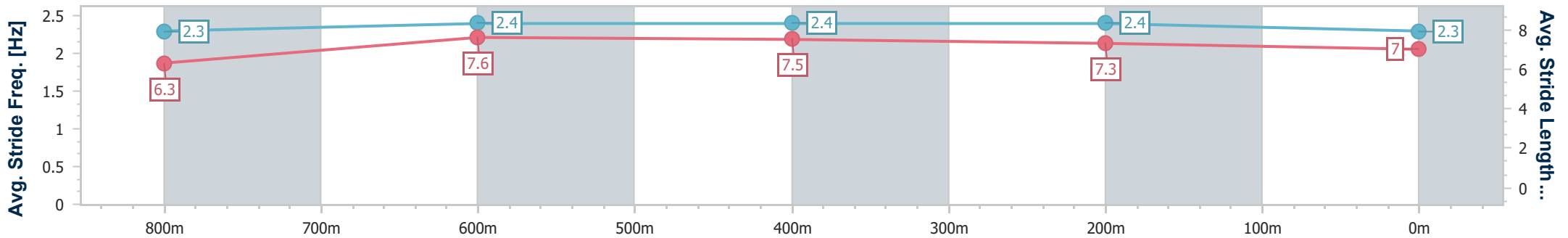
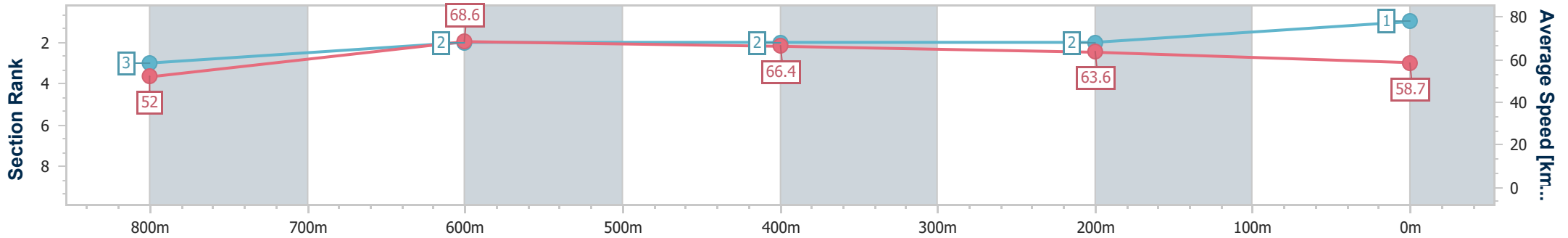
Ladbrokes Cannon Park QLD Professional
Race 6: HURNEY PARTNERS Class 6 Handicap - 950m

24 November 2023 - 16:03

Track Rating: Soft 6, Weather: Overcast, Rail Position: +1.5M
1000M-350M True REM



Section	Overall	800m	600m	400m	200m
Section Times	0:55.55 [1] (0:10.40)	0:45.15 [3] (0:10.47)	0:34.68 [2] (0:10.99)	0:23.69 [2] (0:11.44)	0:12.25 [2] (0:12.25)
Average Speed [km/h]	52.0	68.6	66.4	63.6	58.7
Top Speed [km/h]	67.5	70.7	68.2	64.5	61.8
Avg. Dist. to Rail [m]	4.0	1.5	1.8	3.8	3.5
Avg. Stride Freq. [Hz]	2.3	2.4	2.4	2.4	2.3
Avg. Stride Length [m]	6.3	7.6	7.5	7.3	7.0



- [] Ranking at each section and finish
- .-.- No data available at this section
- NA No data available



Horse/Jockey Name	Golden Charles
Final Rank	2
Fastest Section Time (Section)	0:10.13 (Overall)
Top Speed [km/h] (Section)	71.1 (Overall)
Race State	Finished



Ladbrokes Cannon Park QLD Professional

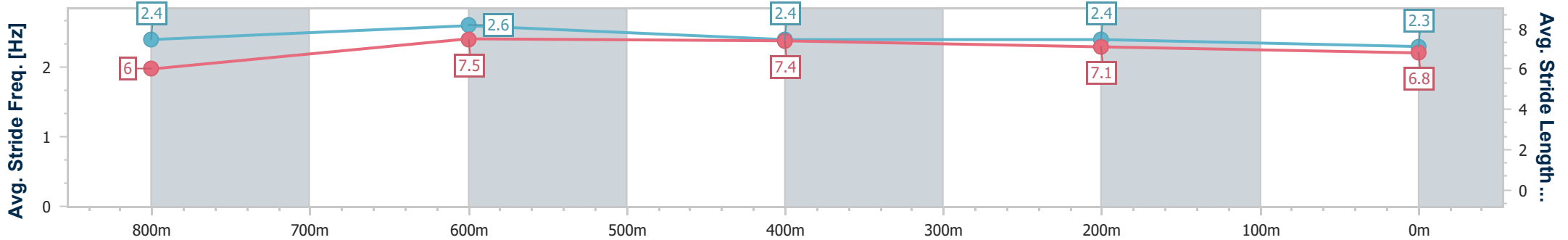
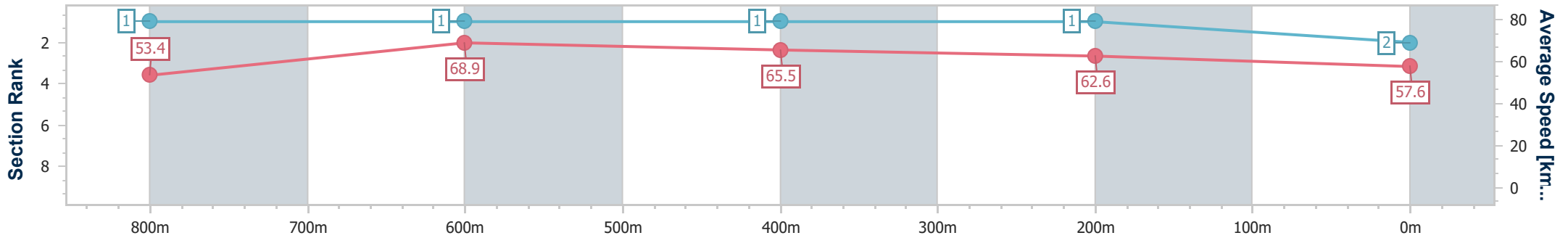
Race 6: HURNEY PARTNERS Class 6 Handicap - 950m

24 November 2023 - 16:03

Track Rating: Soft 6, Weather: Overcast, Rail Position: +1.5M
1000M-350M True REM



Section	Overall	800m	600m	400m	200m
Section Times	0:55.76 [2] (0:10.13)	0:45.63 [1] (0:10.48)	0:35.15 [1] (0:11.08)	0:24.07 [1] (0:11.60)	0:12.47 [1] (0:12.47)
Average Speed [km/h]	53.4	68.9	65.5	62.6	57.6
Top Speed [km/h]	71.1	70.8	67.3	64.1	61.2
Avg. Dist. to Rail [m]	2.8	0.9	1.1	3.1	2.6
Avg. Stride Freq. [Hz]	2.4	2.6	2.4	2.4	2.3
Avg. Stride Length [m]	6.0	7.5	7.4	7.1	6.8



- [] Ranking at each section and finish
- .-.- No data available at this section
- NA No data available



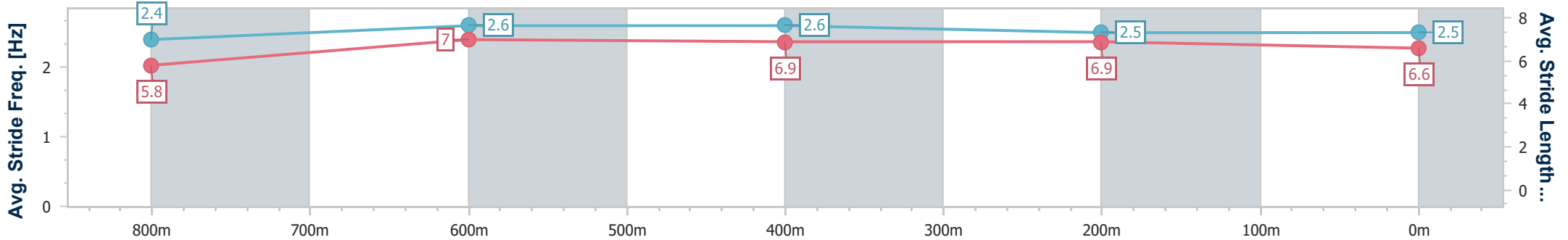
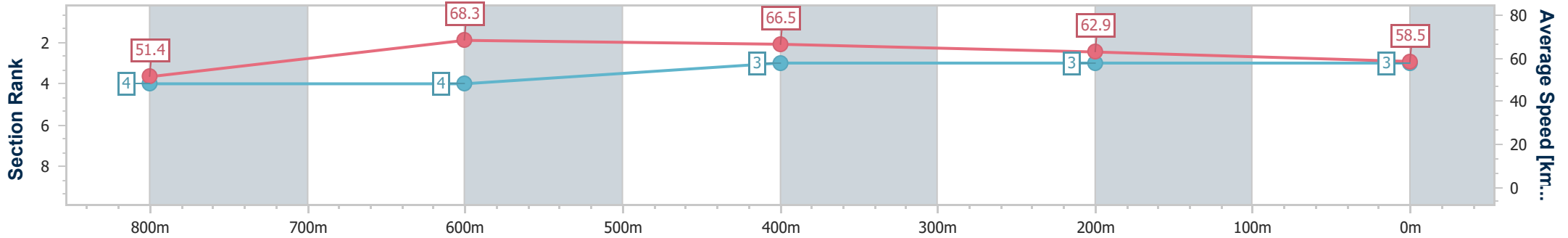
Horse/Jockey Name	Bay Of Bengal
Final Rank	3
Fastest Section Time (Section)	0:10.52 (800m)
Top Speed [km/h] (Section)	69.9 (800m)
Race State	Finished



Ladbrokes Cannon Park QLD Professional
 Race 6: HURNEY PARTNERS Class 6 Handicap - 950m
 24 November 2023 - 16:03
 Track Rating: Soft 6, Weather: Overcast, Rail Position: +1.5M
 1000M-350M True REM



Section	Overall	800m	600m	400m	200m
Section Times	0:55.82 [3] (0:10.54)	0:45.28 [4] (0:10.52)	0:34.76 [4] (0:10.96)	0:23.80 [3] (0:11.48)	0:12.32 [3] (0:12.32)
Average Speed [km/h]	51.4	68.3	66.5	62.9	58.5
Top Speed [km/h]	66.4	69.9	69.3	64.4	62.3
Avg. Dist. to Rail [m]	3.5	2.6	2.0	2.6	3.0
Avg. Stride Freq. [Hz]	2.4	2.6	2.6	2.5	2.5
Avg. Stride Length [m]	5.8	7.0	6.9	6.9	6.6



- [] Ranking at each section and finish
- .-.- No data available at this section
- NA No data available



Horse/Jockey Name	Nebaraz
Final Rank	4
Fastest Section Time (Section)	0:10.52 (800m)
Top Speed [km/h] (Section)	69.1 (800m)
Race State	Finished



Ladbrokes Cannon Park QLD Professional

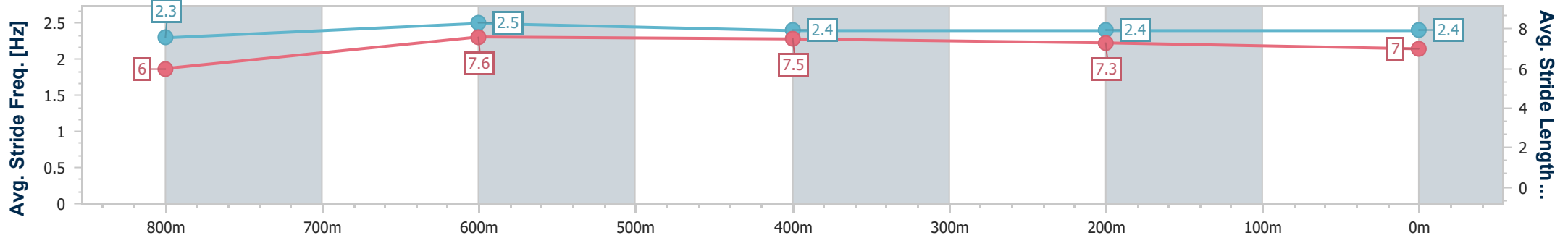
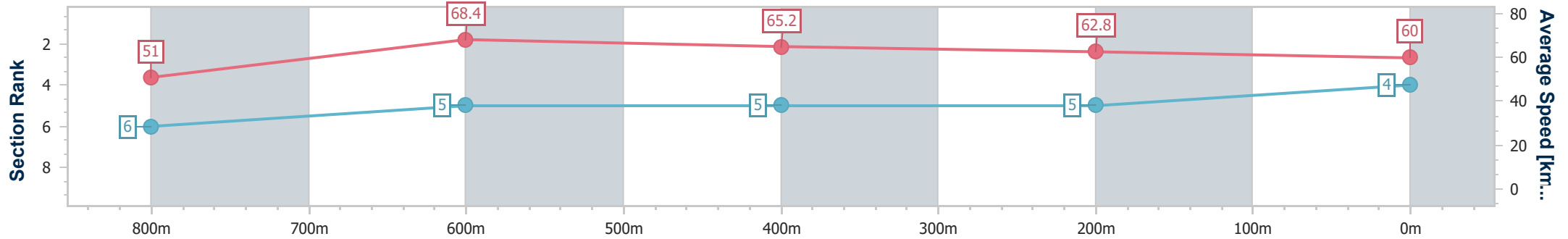
Race 6: HURNEY PARTNERS Class 6 Handicap - 950m

24 November 2023 - 16:03

Track Rating: Soft 6, Weather: Overcast, Rail Position: +1.5M
1000M-350M True REM



Section	Overall	800m	600m	400m	200m
Section Times	0:55.83 [4] (0:10.60)	0:45.23 [6] (0:10.52)	0:34.71 [5] (0:11.16)	0:23.55 [5] (0:11.55)	0:12.00 [5] (0:12.00)
Average Speed [km/h]	51.0	68.4	65.2	62.8	60.0
Top Speed [km/h]	66.8	69.1	68.8	65.0	61.9
Avg. Dist. to Rail [m]	0.4	0.5	1.3	4.1	5.3
Avg. Stride Freq. [Hz]	2.3	2.5	2.4	2.4	2.4
Avg. Stride Length [m]	6.0	7.6	7.5	7.3	7.0



- [] Ranking at each section and finish
- .-.- No data available at this section
- NA No data available



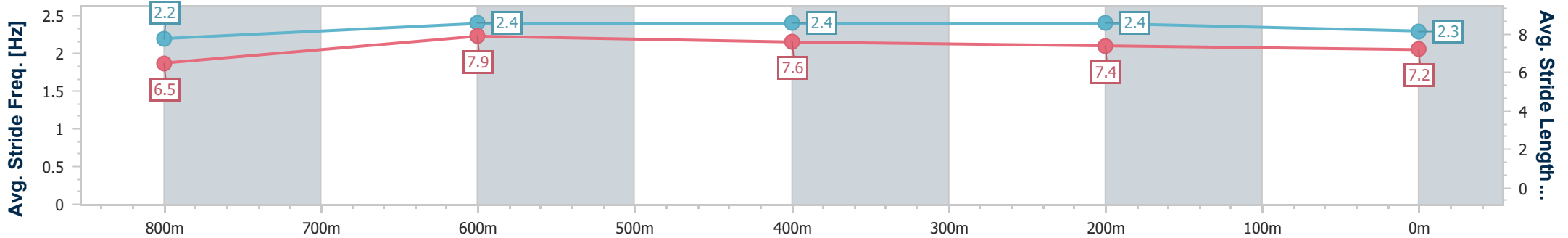
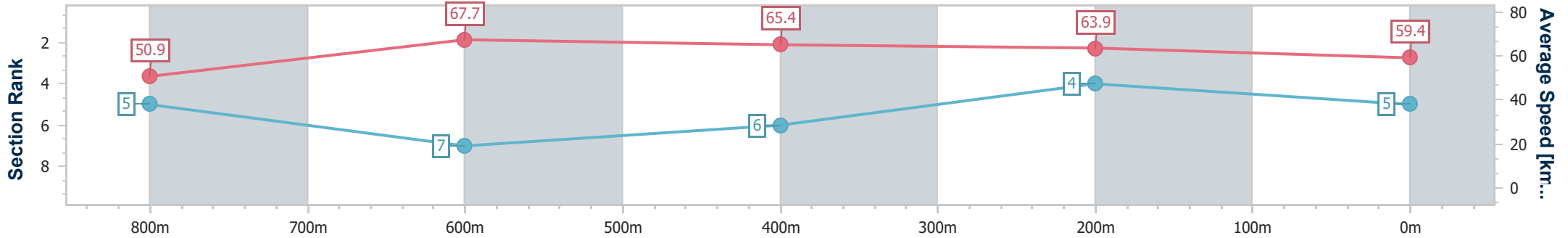
Horse/Jockey Name	Starfilly
Final Rank	5
Fastest Section Time (Section)	0:10.60 (Overall)
Top Speed [km/h] (Section)	68.6 (800m)
Race State	Finished



Ladbrokes Cannon Park QLD Professional
 Race 6: HURNEY PARTNERS Class 6 Handicap - 950m
 24 November 2023 - 16:03
 Track Rating: Soft 6, Weather: Overcast, Rail Position: +1.5M
 1000M-350M True REM



Section	Overall	800m	600m	400m	200m
Section Times	0:55.89 [5] (0:10.60)	0:45.29 [5] (0:10.63)	0:34.66 [7] (0:11.15)	0:23.51 [6] (0:11.44)	0:12.07 [4] (0:12.07)
Average Speed [km/h]	50.9	67.7	65.4	63.9	59.4
Top Speed [km/h]	68.5	68.6	66.8	65.6	63.4
Avg. Dist. to Rail [m]	0.7	0.9	1.8	6.4	7.5
Avg. Stride Freq. [Hz]	2.2	2.4	2.4	2.4	2.3
Avg. Stride Length [m]	6.5	7.9	7.6	7.4	7.2



- [] Ranking at each section and finish
- .-.- No data available at this section
- NA No data available



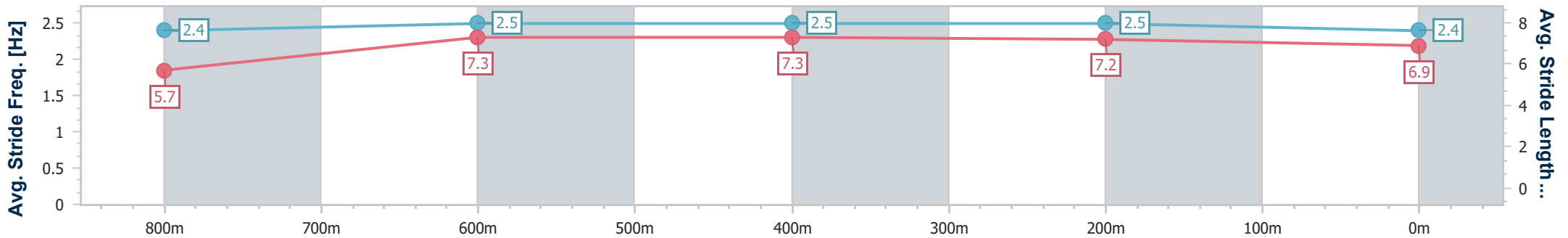
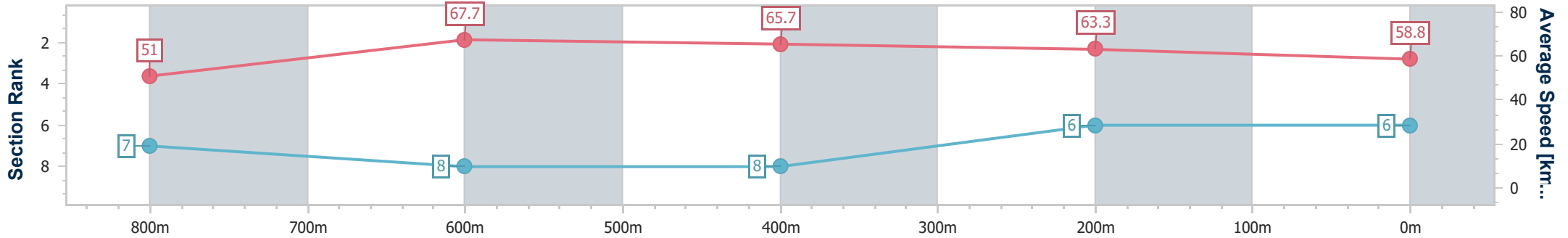
Horse/Jockey Name	Caressing Rupert
Final Rank	6
Fastest Section Time (Section)	0:10.61 (Overall)
Top Speed [km/h] (Section)	68.6 (800m)
Race State	Finished



Ladbrokes Cannon Park QLD Professional
 Race 6: HURNEY PARTNERS Class 6 Handicap - 950m
 24 November 2023 - 16:03
 Track Rating: Soft 6, Weather: Overcast, Rail Position: +1.5M
 1000M-350M True REM



Section	Overall	800m	600m	400m	200m
Section Times	0:56.22 [6] (0:10.61)	0:45.61 [7] (0:10.64)	0:34.97 [8] (0:11.18)	0:23.79 [8] (0:11.54)	0:12.25 [6] (0:12.25)
Average Speed [km/h]	51.0	67.7	65.7	63.3	58.8
Top Speed [km/h]	67.3	68.6	68.6	64.2	61.5
Avg. Dist. to Rail [m]	5.2	3.3	3.1	6.4	8.4
Avg. Stride Freq. [Hz]	2.4	2.5	2.5	2.5	2.4
Avg. Stride Length [m]	5.7	7.3	7.3	7.2	6.9



- [] Ranking at each section and finish
- .-.- No data available at this section
- NA No data available



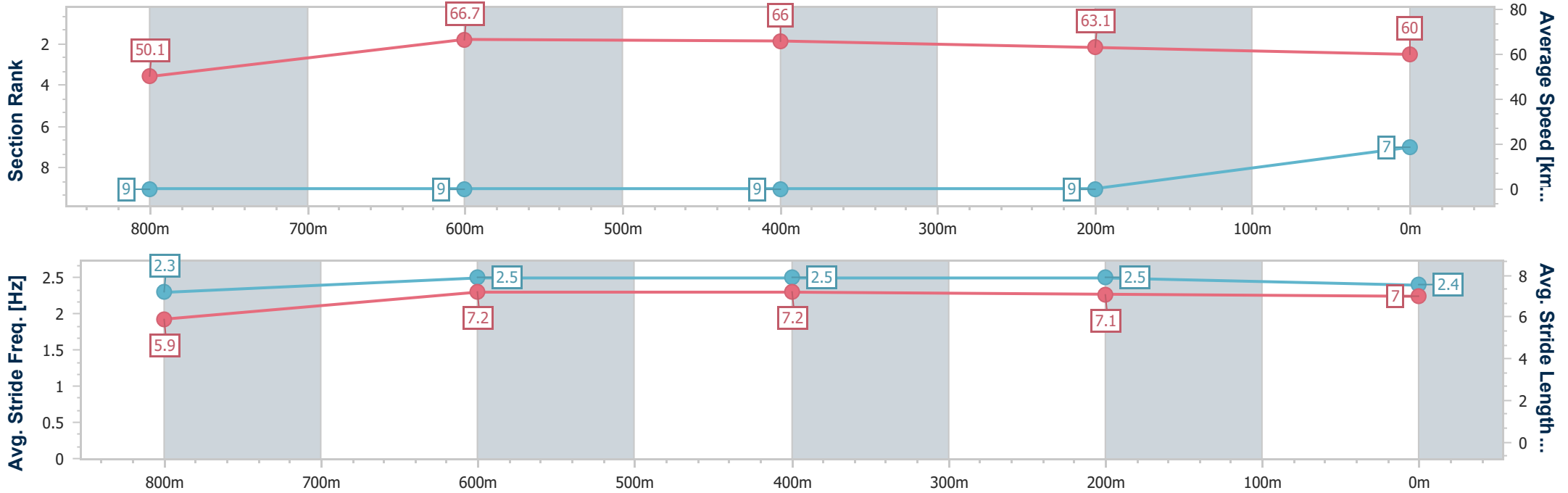
Horse/Jockey Name	Invincible Bay
Final Rank	7
Fastest Section Time (Section)	0:10.79 (Overall)
Top Speed [km/h] (Section)	67.3 (800m)
Race State	Finished



Ladbrokes Cannon Park QLD Professional
 Race 6: HURNEY PARTNERS Class 6 Handicap - 950m
 24 November 2023 - 16:03
 Track Rating: Soft 6, Weather: Overcast, Rail Position: +1.5M
 1000M-350M True REM



Section	Overall	800m	600m	400m	200m
Section Times	0:56.28 [7] (0:10.79)	0:45.49 [9] (0:10.80)	0:34.69 [9] (0:11.11)	0:23.58 [9] (0:11.59)	0:11.99 [9] (0:11.99)
Average Speed [km/h]	50.1	66.7	66.0	63.1	60.0
Top Speed [km/h]	65.3	67.3	67.0	64.6	61.8
Avg. Dist. to Rail [m]	6.4	4.0	3.3	7.5	9.7
Avg. Stride Freq. [Hz]	2.3	2.5	2.5	2.5	2.4
Avg. Stride Length [m]	5.9	7.2	7.2	7.1	7.0



- [] Ranking at each section and finish
- .-.- No data available at this section
- NA No data available



Horse/Jockey Name	Macedon Flyer
Final Rank	8
Fastest Section Time (Section)	0:10.46 (800m)
Top Speed [km/h] (Section)	69.5 (800m)
Race State	Finished



Ladbrokes Cannon Park QLD Professional

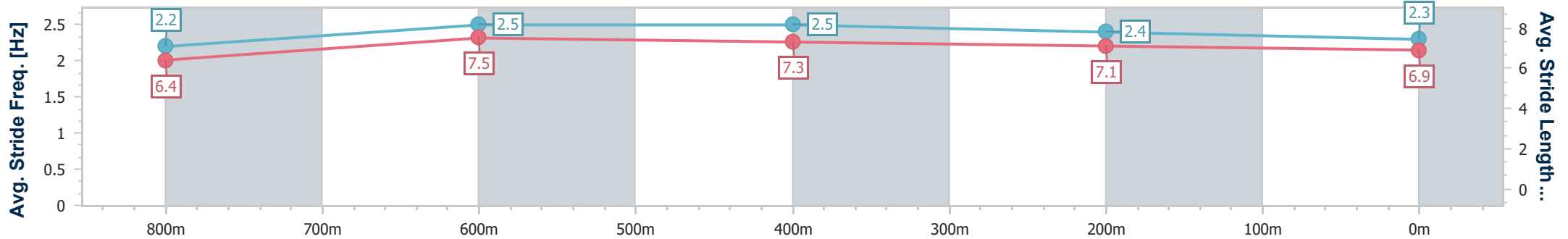
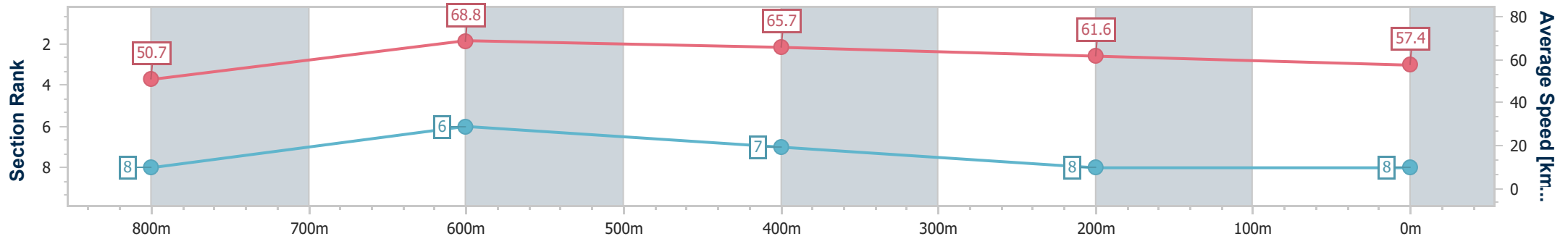
Race 6: HURNEY PARTNERS Class 6 Handicap - 950m

24 November 2023 - 16:03

Track Rating: Soft 6, Weather: Overcast, Rail Position: +1.5M
1000M-350M True REM



Section	Overall	800m	600m	400m	200m
Section Times	0:56.76 [8] (0:10.70)	0:46.06 [8] (0:10.46)	0:35.60 [6] (0:11.26)	0:24.34 [7] (0:11.81)	0:12.53 [8] (0:12.53)
Average Speed [km/h]	50.7	68.8	65.7	61.6	57.4
Top Speed [km/h]	68.1	69.5	68.5	64.6	61.4
Avg. Dist. to Rail [m]	6.5	4.4	4.6	6.4	7.5
Avg. Stride Freq. [Hz]	2.2	2.5	2.5	2.4	2.3
Avg. Stride Length [m]	6.4	7.5	7.3	7.1	6.9



- [] Ranking at each section and finish
- .-.- No data available at this section
- NA No data available



Horse/Jockey Name	Sir Roland
Final Rank	9
Fastest Section Time (Section)	0:10.29 (Overall)
Top Speed [km/h] (Section)	67.4 (800m)
Race State	Finished



Ladbrokes Cannon Park QLD Professional

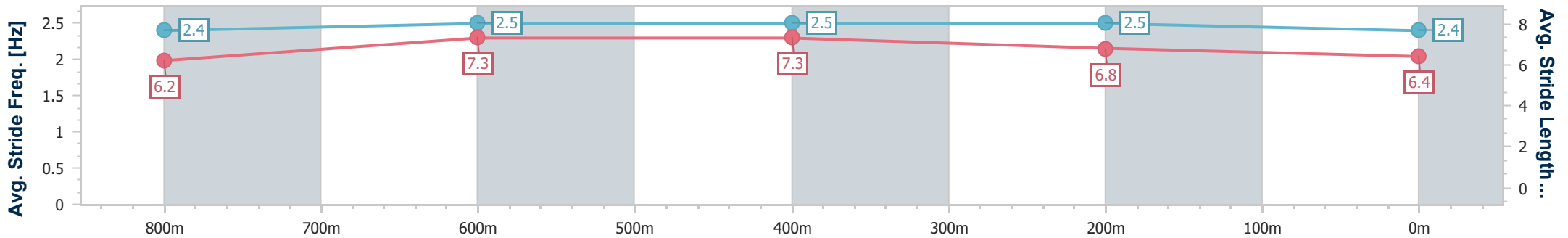
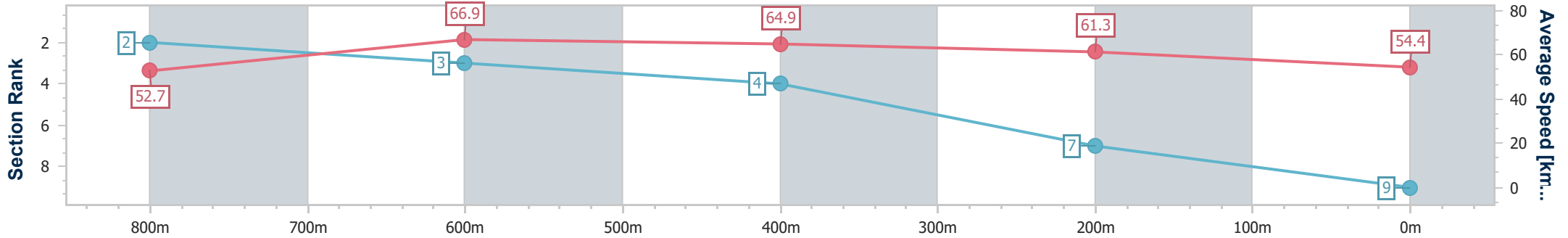
Race 6: HURNEY PARTNERS Class 6 Handicap - 950m

24 November 2023 - 16:03

Track Rating: Soft 6, Weather: Overcast, Rail Position: +1.5M
1000M-350M True REM



Section	Overall	800m	600m	400m	200m
Section Times	0:57.25 [9] (0:10.29)	0:46.96 [2] (0:10.72)	0:36.24 [3] (0:11.21)	0:25.03 [4] (0:11.79)	0:13.24 [7] (0:13.24)
Average Speed [km/h]	52.7	66.9	64.9	61.3	54.4
Top Speed [km/h]	66.6	67.4	67.1	63.1	59.2
Avg. Dist. to Rail [m]	1.0	0.4	1.1	3.0	3.4
Avg. Stride Freq. [Hz]	2.4	2.5	2.5	2.5	2.4
Avg. Stride Length [m]	6.2	7.3	7.3	6.8	6.4



- [] Ranking at each section and finish
- .-.- No data available at this section
- NA No data available