

Track Rating: Soft 6, Weather: Overcast, Rail Position: +1.5M 1000M-350M True REM

Section												Last 600m					
Field Times		Overall	1000m	800m	600m	400m	200m						0:37.30				
		1:15.20 (0:15.92)	0:59.28 (0:10.71)	0:48.57 (0:11.27)	0:37.30 (0:11.99)	0:25.31 (0:12.47)	0:12.84 (0:12.84)										
Rank	TAB	Horse/Jockey	Barrier	Top Speed [km/h]	Fastest Section											Margin	Distance Travelled [m]
1	2	FIVE BULLS Adrian Layt	1	66.5	0:10.85	1:15.20 [1] (0:16.45)	0:58.75 [5] (0:10.85)	0:47.90 [5] (0:11.22)	0:36.68 [5] (0:11.77)	0:24.91 [4] (0:12.16)	0:12.75 [2] (0:12.75)	1:15.20	0:36.68				
2	6	PREMIUM STAR Scott Sheargold	9	66.9	0:10.87	1:15.20 [2] (0:16.86)	0:58.34 [8] (0:10.87)	0:47.47 [8] (0:11.19)	0:36.28 [9] (0:11.70)	0:24.58 [8] (0:11.95)	0:12.63 [5] (0:12.63)	0.1L	0:36.28	+0			
3	8	STORMY LEGEND Ryan Wiggins	15	66.5	0:10.87	1:15.33 [3] (0:16.88)	0:58.45 [9] (0:10.87)	0:47.58 [9] (0:11.13)	0:36.45 [8] (0:11.71)	0:24.74 [7] (0:11.95)	0:12.79 [3] (0:12.79)	0.6L	0:36.45	+1			
4	3	MARANZANO Nathan Thomas	13	68.1	0:10.74	1:15.45 [4] (0:16.64)	0:58.81 [6] (0:10.74)	0:48.07 [6] (0:11.18)	0:36.89 [6] (0:11.84)	0:25.05 [5] (0:12.15)	0:12.90 [4] (0:12.90)	1.1L	0:36.89	+3			
5	5	IMPARDOO Lacey Morrison	3	68.2	0:10.78	1:15.55 [5] (0:16.22)	0:59.33 [3] (0:10.78)	0:48.55 [2] (0:11.18)	0:37.37 [2] (0:11.76)	0:25.61 [2] (0:12.42)	0:13.19 [1] (0:13.19)	1.6L	0:37.37	+0			
6	11	ROSE OF ATHENS Denicious Smith	5	68.2	0:11.01	1:16.12 [6] (0:16.26)	0:59.86 [4] (0:11.01)	0:48.85 [4] (0:11.18)	0:37.67 [4] (0:11.81)	0:25.86 [3] (0:12.43)	0:13.43 [7] (0:13.43)	4.9L	0:37.67	-4			
7	7	GUAPO Jenna Edwards	14	66.6	0:10.90	1:16.44 [7] (0:16.69)	0:59.75 [7] (0:10.90)	0:48.85 [7] (0:11.13)	0:37.72 [7] (0:11.95)	0:25.77 [9] (0:12.57)	0:13.20 [8] (0:13.20)	6.7L	0:37.72	+4			
8	1	BAKERSFIELD Graham Kliese	8	68.9	0:10.71	1:17.08 [8] (0:15.92)	1:01.16 [1] (0:10.71)	0:50.45 [1] (0:11.27)	0:39.18 [1] (0:11.99)	0:27.19 [1] (0:12.70)	0:14.49 [6] (0:14.49)	10.5L	0:39.18	-4			
9	4	COGENT Nor Yadi	12	66.7	0:10.83	1:17.47 [9] (0:17.02)	1:00.45 [10] (0:10.83)	0:49.62 [10] (0:11.12)	0:38.50 [10] (0:11.87)	0:26.63 [10] (0:12.71)	0:13.92 [9] (0:13.92)	12.8L	0:38.50	-2			
10	10	SHEER ILLUSION Morgan Butler	2	69.5	0:10.82	1:20.61 [10] (0:16.22)	1:04.39 [2] (0:10.82)	0:53.57 [3] (0:11.29)	0:42.28 [3] (0:12.08)	0:30.20 [6] (0:13.82)	0:16.38 [10] (0:16.38)	31.1L	0:42.28	-11			

Scratched: Duyfken (#9), Bells Approaching (#13), Taormina Rhythm (#15), Wong Way (#14), Hypothesize (#12)



Horse/Jockey Name	Five Bulls
Final Rank	1
Fastest Section Time (Section)	0:10.85 (1000m)
Top Speed [km/h] (Section)	66.5 (Overall)
Race State	Finished



Ladbrokes Cannon Park QLD Professional

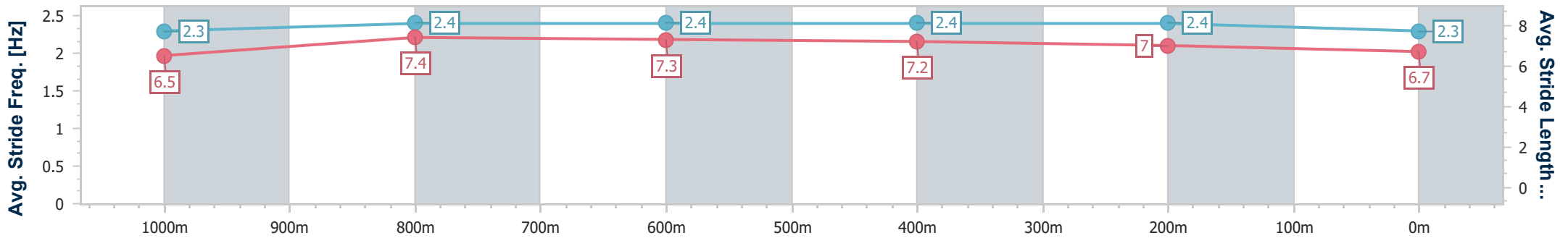
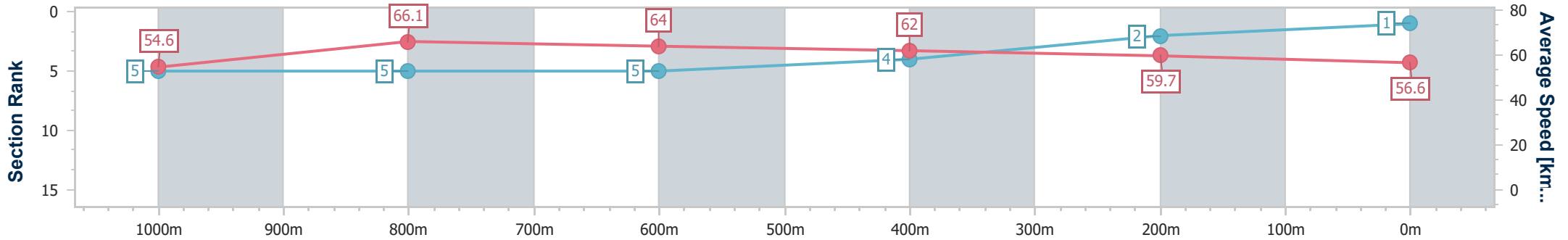
Race 8: LADBROKE IT! Class 2 Handicap - 1250m

24 November 2023 - 17:19

Track Rating: Soft 6, Weather: Overcast, Rail Position: +1.5M
1000M-350M True REM



Section	Overall	1000m	800m	600m	400m	200m
Section Times	1:15.20 [1] (0:16.45)	0:58.75 [5] (0:10.85)	0:47.90 [5] (0:11.22)	0:36.68 [5] (0:11.77)	0:24.91 [4] (0:12.16)	0:12.75 [2] (0:12.75)
Average Speed [km/h]	54.6	66.1	64.0	62.0	59.7	56.6
Top Speed [km/h]	66.5	66.5	65.9	63.8	61.6	59.6
Avg. Dist. to Rail [m]	0.8	0.9	0.2	1.8	3.9	4.2
Avg. Stride Freq. [Hz]	2.3	2.4	2.4	2.4	2.4	2.3
Avg. Stride Length [m]	6.5	7.4	7.3	7.2	7.0	6.7



- [] Ranking at each section and finish
- .-.- No data available at this section
- NA No data available



Horse/Jockey Name	Premium Star
Final Rank	2
Fastest Section Time (Section)	0:10.87 (1000m)
Top Speed [km/h] (Section)	66.9 (1000m)
Race State	Finished



Ladbrokes Cannon Park QLD Professional

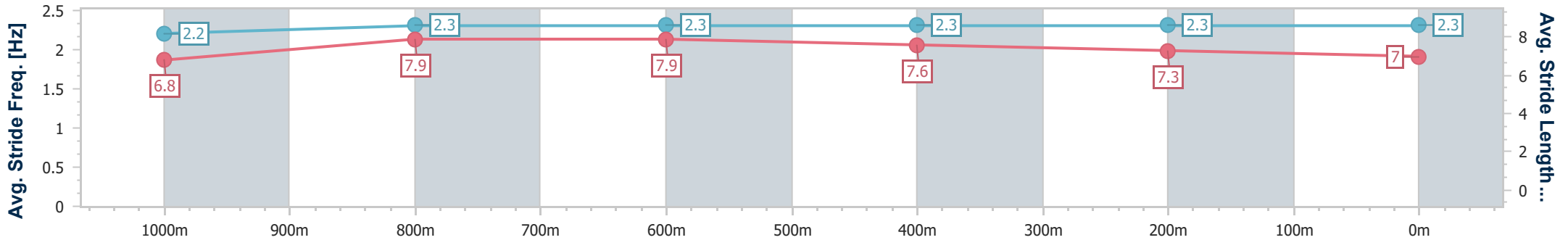
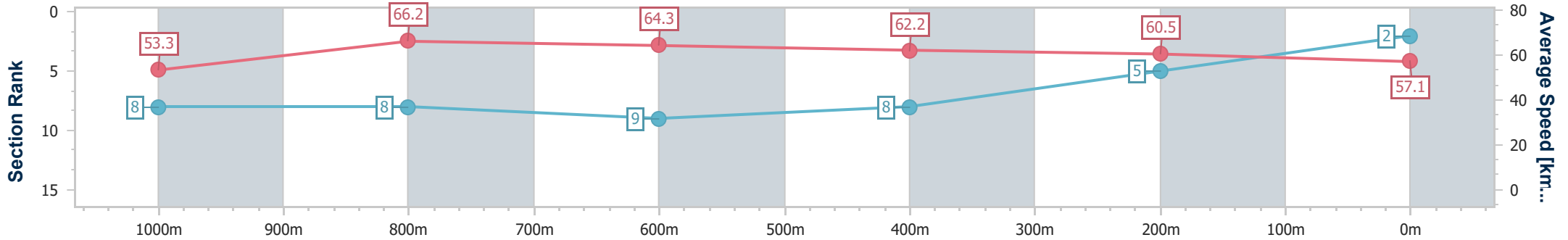
Race 8: LADBROKE IT! Class 2 Handicap - 1250m

24 November 2023 - 17:19

Track Rating: Soft 6, Weather: Overcast, Rail Position: +1.5M
1000M-350M True REM



Section	Overall	1000m	800m	600m	400m	200m
Section Times	1:15.20 [2] (0:16.86)	0:58.34 [8] (0:10.87)	0:47.47 [8] (0:11.19)	0:36.28 [9] (0:11.70)	0:24.58 [8] (0:11.95)	0:12.63 [5] (0:12.63)
Average Speed [km/h]	53.3	66.2	64.3	62.2	60.5	57.1
Top Speed [km/h]	66.0	66.9	65.7	64.3	61.7	59.3
Avg. Dist. to Rail [m]	1.7	0.6	0.9	1.7	3.6	2.4
Avg. Stride Freq. [Hz]	2.2	2.3	2.3	2.3	2.3	2.3
Avg. Stride Length [m]	6.8	7.9	7.9	7.6	7.3	7.0



- [] Ranking at each section and finish
- .-.- No data available at this section
- NA No data available



Horse/Jockey Name	Stormy Legend
Final Rank	3
Fastest Section Time (Section)	0:10.87 (1000m)
Top Speed [km/h] (Section)	66.5 (1000m)
Race State	Finished



Ladbrokes Cannon Park QLD Professional

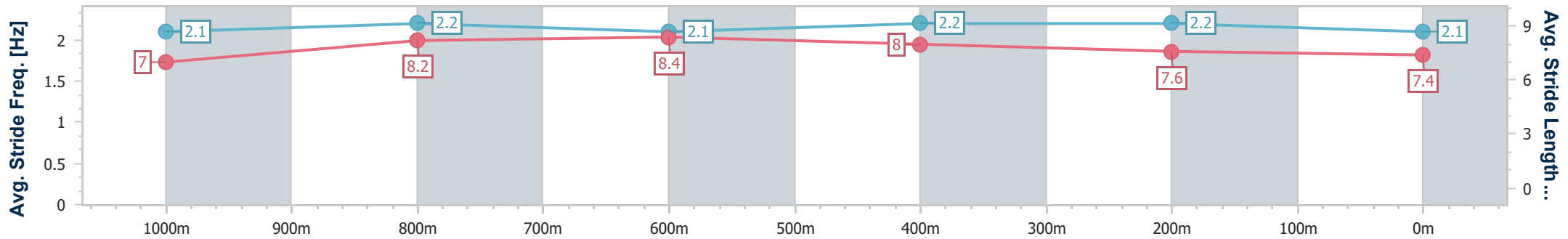
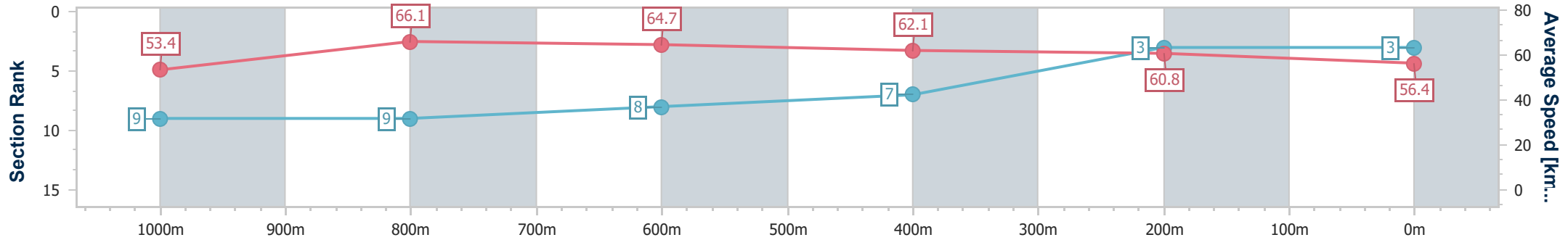
Race 8: LADBROKE IT! Class 2 Handicap - 1250m

24 November 2023 - 17:19

Track Rating: Soft 6, Weather: Overcast, Rail Position: +1.5M
1000M-350M True REM



Section	Overall	1000m	800m	600m	400m	200m
Section Times	1:15.33 [3] (0:16.88)	0:58.45 [9] (0:10.87)	0:47.58 [9] (0:11.13)	0:36.45 [8] (0:11.71)	0:24.74 [7] (0:11.95)	0:12.79 [3] (0:12.79)
Average Speed [km/h]	53.4	66.1	64.7	62.1	60.8	56.4
Top Speed [km/h]	66.0	66.5	66.2	64.2	61.4	60.2
Avg. Dist. to Rail [m]	3.3	0.6	1.0	1.8	4.2	5.7
Avg. Stride Freq. [Hz]	2.1	2.2	2.1	2.2	2.2	2.1
Avg. Stride Length [m]	7.0	8.2	8.4	8.0	7.6	7.4



- [] Ranking at each section and finish
- .-.- No data available at this section
- NA No data available



Horse/Jockey Name	Maranzano
Final Rank	4
Fastest Section Time (Section)	0:10.74 (1000m)
Top Speed [km/h] (Section)	68.1 (1000m)
Race State	Finished



Ladbrokes Cannon Park QLD Professional

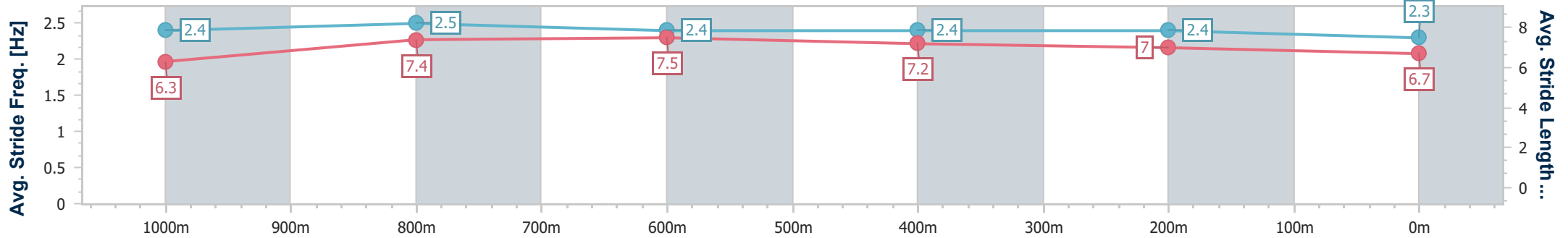
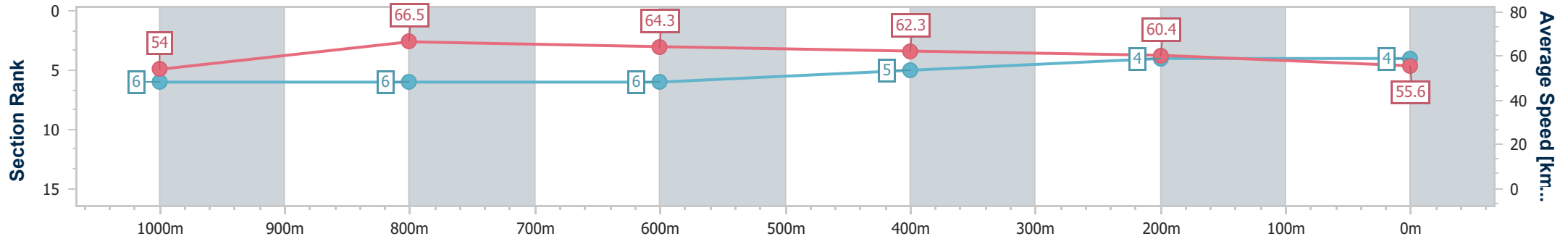
Race 8: LADBROKE IT! Class 2 Handicap - 1250m

24 November 2023 - 17:19

Track Rating: Soft 6, Weather: Overcast, Rail Position: +1.5M
1000M-350M True REM



Section	Overall	1000m	800m	600m	400m	200m
Section Times	1:15.45 [4] (0:16.64)	0:58.81 [6] (0:10.74)	0:48.07 [6] (0:11.18)	0:36.89 [6] (0:11.84)	0:25.05 [5] (0:12.15)	0:12.90 [4] (0:12.90)
Average Speed [km/h]	54.0	66.5	64.3	62.3	60.4	55.6
Top Speed [km/h]	67.0	68.1	65.4	64.6	61.9	58.8
Avg. Dist. to Rail [m]	2.1	1.2	1.2	3.2	8.2	10.3
Avg. Stride Freq. [Hz]	2.4	2.5	2.4	2.4	2.4	2.3
Avg. Stride Length [m]	6.3	7.4	7.5	7.2	7.0	6.7



- [] Ranking at each section and finish
- .-.- No data available at this section
- NA No data available



Horse/Jockey Name	Impardoo
Final Rank	5
Fastest Section Time (Section)	0:10.78 (1000m)
Top Speed [km/h] (Section)	68.2 (Overall)
Race State	Finished



Ladbrokes Cannon Park QLD Professional

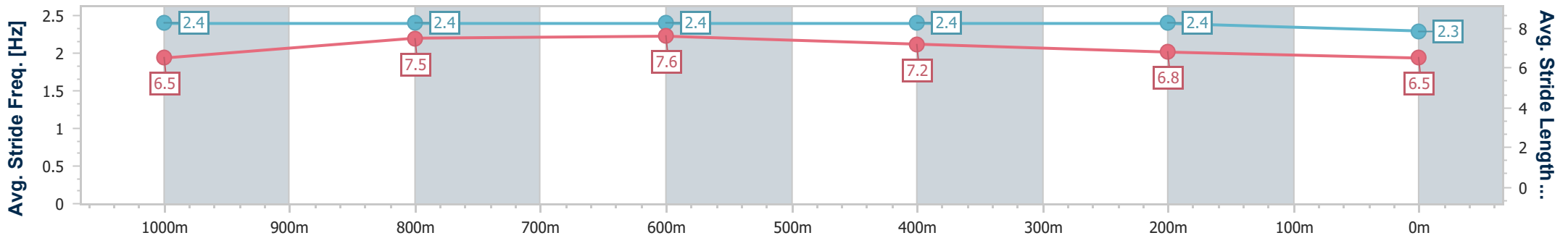
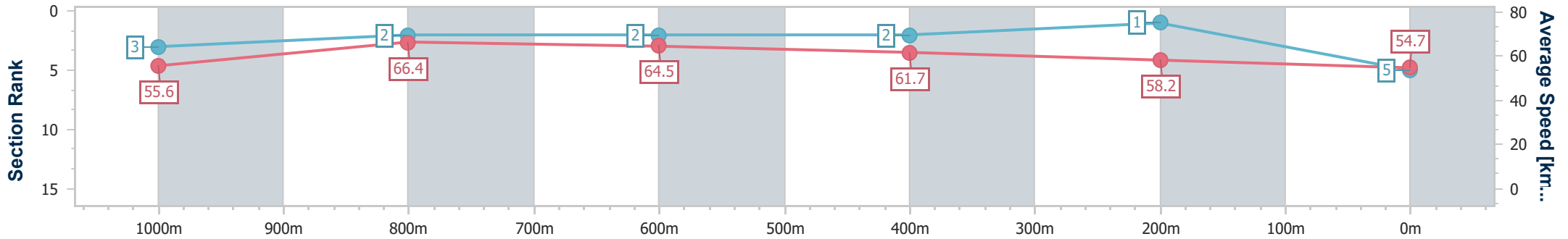
Race 8: LADBROKE IT! Class 2 Handicap - 1250m

24 November 2023 - 17:19

Track Rating: Soft 6, Weather: Overcast, Rail Position: +1.5M
1000M-350M True REM



Section	Overall	1000m	800m	600m	400m	200m
Section Times	1:15.55 [5] (0:16.22)	0:59.33 [3] (0:10.78)	0:48.55 [2] (0:11.18)	0:37.37 [2] (0:11.76)	0:25.61 [2] (0:12.42)	0:13.19 [1] (0:13.19)
Average Speed [km/h]	55.6	66.4	64.5	61.7	58.2	54.7
Top Speed [km/h]	68.2	67.2	66.0	62.6	60.1	58.1
Avg. Dist. to Rail [m]	0.8	0.6	0.8	1.4	3.0	3.1
Avg. Stride Freq. [Hz]	2.4	2.4	2.4	2.4	2.4	2.3
Avg. Stride Length [m]	6.5	7.5	7.6	7.2	6.8	6.5



- [] Ranking at each section and finish
- .-.- No data available at this section
- NA No data available



Horse/Jockey Name	Rose Of Athens
Final Rank	6
Fastest Section Time (Section)	0:11.01 (1000m)
Top Speed [km/h] (Section)	68.2 (Overall)
Race State	Finished



Ladbrokes Cannon Park QLD Professional

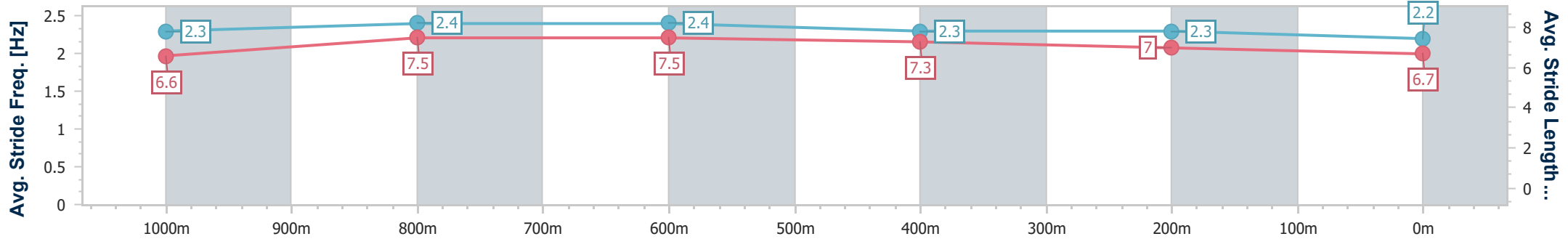
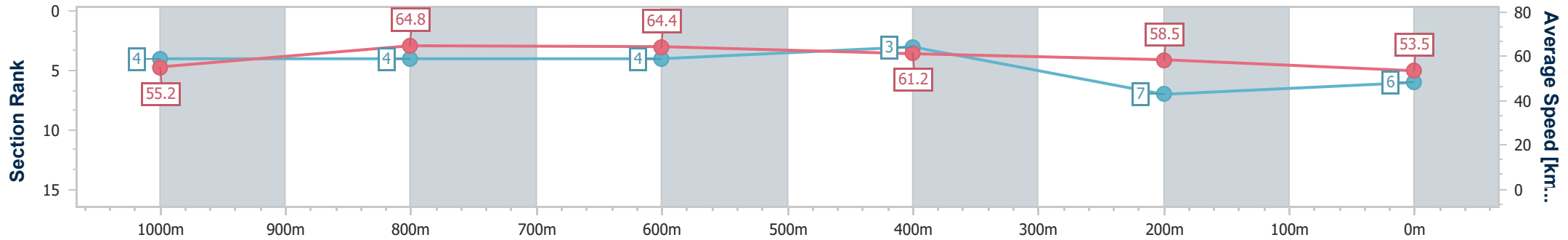
Race 8: LADBROKE IT! Class 2 Handicap - 1250m

24 November 2023 - 17:19

Track Rating: Soft 6, Weather: Overcast, Rail Position: +1.5M
1000M-350M True REM



Section	Overall	1000m	800m	600m	400m	200m
Section Times	1:16.12 [6] (0:16.26)	0:59.86 [4] (0:11.01)	0:48.85 [4] (0:11.18)	0:37.67 [4] (0:11.81)	0:25.86 [3] (0:12.43)	0:13.43 [7] (0:13.43)
Average Speed [km/h]	55.2	64.8	64.4	61.2	58.5	53.5
Top Speed [km/h]	68.2	66.2	65.3	63.4	59.7	57.4
Avg. Dist. to Rail [m]	1.5	1.1	0.6	0.7	4.7	6.6
Avg. Stride Freq. [Hz]	2.3	2.4	2.4	2.3	2.3	2.2
Avg. Stride Length [m]	6.6	7.5	7.5	7.3	7.0	6.7



- [] Ranking at each section and finish
- .-.- No data available at this section
- NA No data available



Horse/Jockey Name	Guapo
Final Rank	7
Fastest Section Time (Section)	0:10.90 (1000m)
Top Speed [km/h] (Section)	66.6 (1000m)
Race State	Finished



Ladbrokes Cannon Park QLD Professional

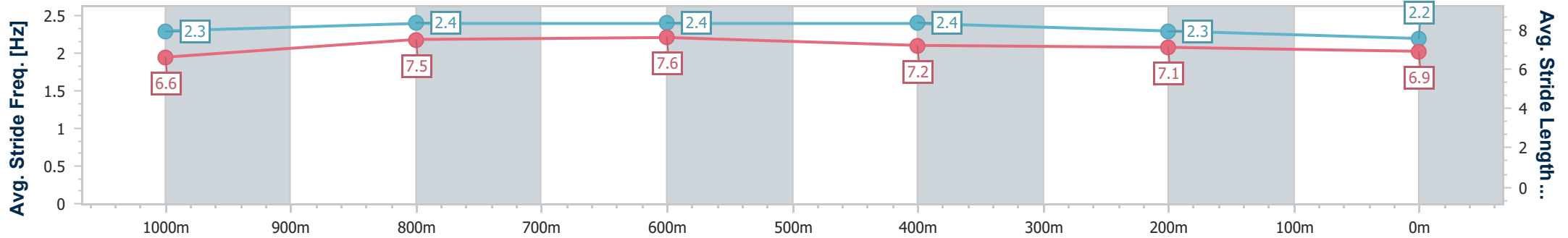
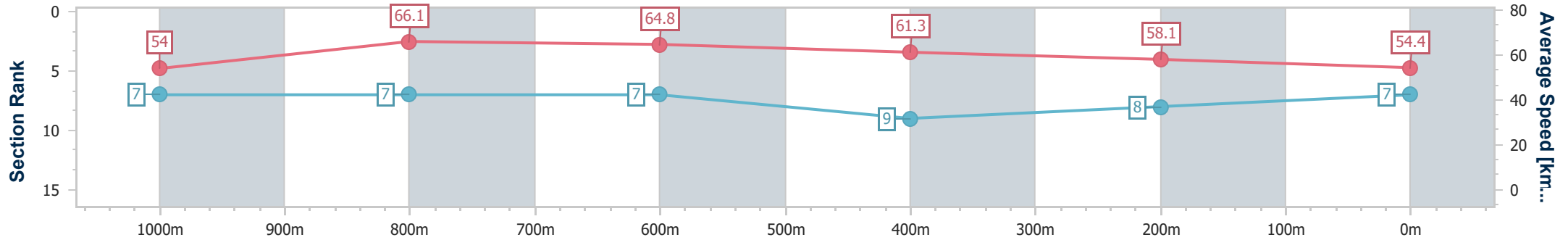
Race 8: LADBROKE IT! Class 2 Handicap - 1250m

24 November 2023 - 17:19

Track Rating: Soft 6, Weather: Overcast, Rail Position: +1.5M
1000M-350M True REM



Section	Overall	1000m	800m	600m	400m	200m
Section Times	1:16.44 [7] (0:16.69)	0:59.75 [7] (0:10.90)	0:48.85 [7] (0:11.13)	0:37.72 [7] (0:11.95)	0:25.77 [9] (0:12.57)	0:13.20 [8] (0:13.20)
Average Speed [km/h]	54.0	66.1	64.8	61.3	58.1	54.4
Top Speed [km/h]	66.3	66.6	65.8	64.8	58.9	57.3
Avg. Dist. to Rail [m]	3.6	0.4	1.3	3.1	5.8	7.9
Avg. Stride Freq. [Hz]	2.3	2.4	2.4	2.4	2.3	2.2
Avg. Stride Length [m]	6.6	7.5	7.6	7.2	7.1	6.9



- [] Ranking at each section and finish
- .-.- No data available at this section
- NA No data available



Horse/Jockey Name	Bakersfield
Final Rank	8
Fastest Section Time (Section)	0:10.71 (1000m)
Top Speed [km/h] (Section)	68.9 (1000m)
Race State	Finished



Ladbrokes Cannon Park QLD Professional

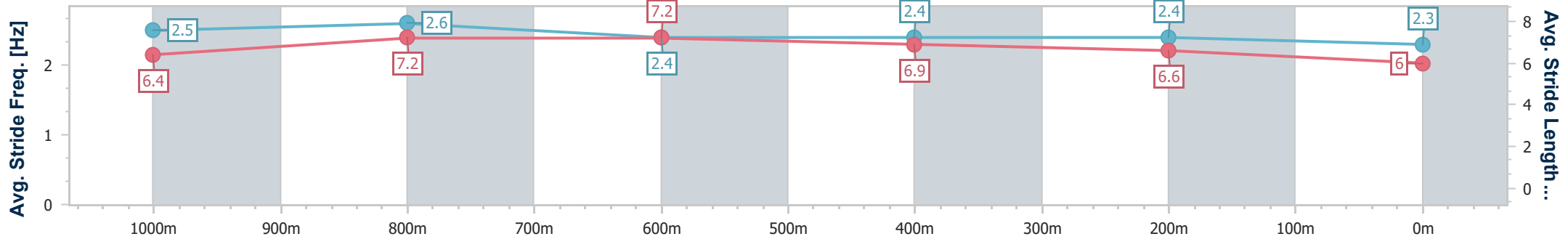
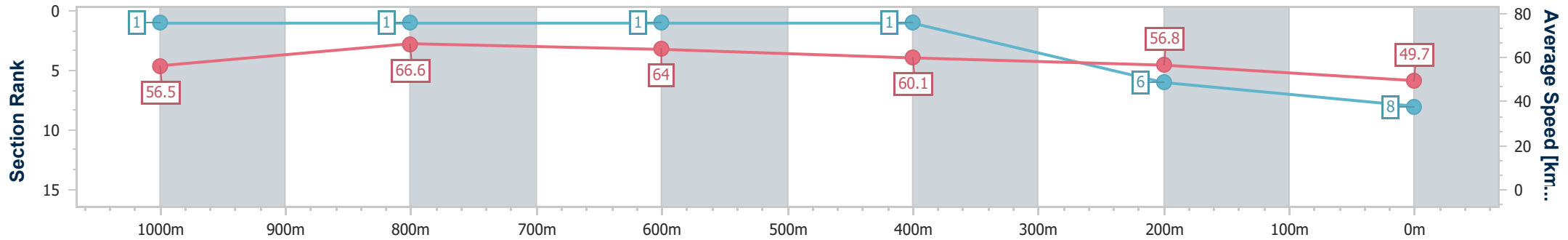
Race 8: LADBROKE IT! Class 2 Handicap - 1250m

24 November 2023 - 17:19

Track Rating: Soft 6, Weather: Overcast, Rail Position: +1.5M
1000M-350M True REM



Section	Overall	1000m	800m	600m	400m	200m
Section Times	1:17.08 [8] (0:15.92)	1:01.16 [1] (0:10.71)	0:50.45 [1] (0:11.27)	0:39.18 [1] (0:11.99)	0:27.19 [1] (0:12.70)	0:14.49 [6] (0:14.49)
Average Speed [km/h]	56.5	66.6	64.0	60.1	56.8	49.7
Top Speed [km/h]	68.4	68.9	65.8	63.2	59.7	53.4
Avg. Dist. to Rail [m]	1.0	1.1	0.6	0.5	1.3	0.8
Avg. Stride Freq. [Hz]	2.5	2.6	2.4	2.4	2.4	2.3
Avg. Stride Length [m]	6.4	7.2	7.2	6.9	6.6	6.0



- [] Ranking at each section and finish
- .-.- No data available at this section
- NA No data available



Horse/Jockey Name	Cogent
Final Rank	9
Fastest Section Time (Section)	0:10.83 (1000m)
Top Speed [km/h] (Section)	66.7 (1000m)
Race State	Finished



Ladbroke's Cannon Park QLD Professional

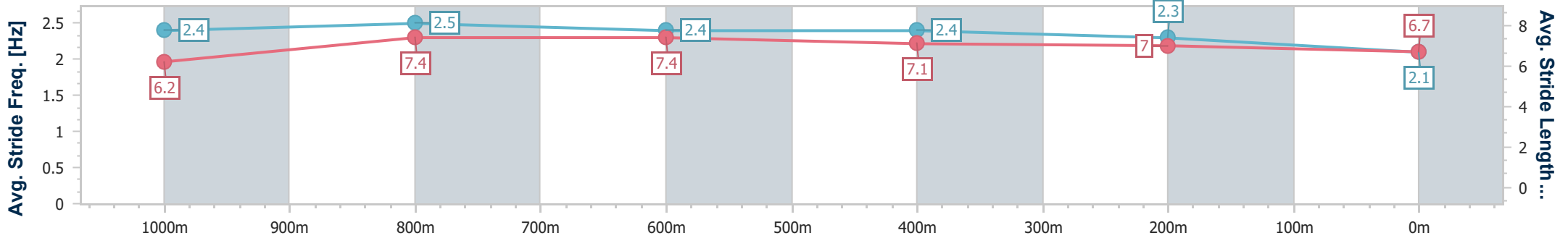
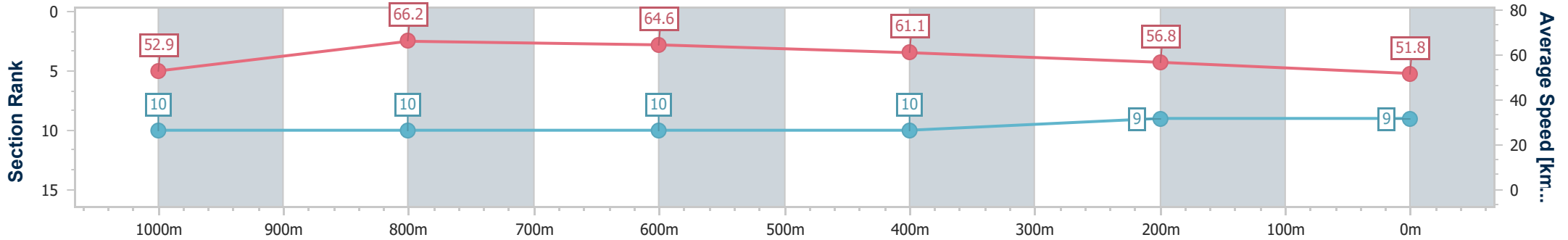
Race 8: LADBROKE IT! Class 2 Handicap - 1250m

24 November 2023 - 17:19

Track Rating: Soft 6, Weather: Overcast, Rail Position: +1.5M
1000M-350M True REM



Section	Overall	1000m	800m	600m	400m	200m
Section Times	1:17.47 [9] (0:17.02)	1:00.45 [10] (0:10.83)	0:49.62 [10] (0:11.12)	0:38.50 [10] (0:11.87)	0:26.63 [10] (0:12.71)	0:13.92 [9] (0:13.92)
Average Speed [km/h]	52.9	66.2	64.6	61.1	56.8	51.8
Top Speed [km/h]	66.4	66.7	65.7	63.5	58.9	54.7
Avg. Dist. to Rail [m]	2.1	0.8	0.2	0.8	3.4	4.1
Avg. Stride Freq. [Hz]	2.4	2.5	2.4	2.4	2.3	2.1
Avg. Stride Length [m]	6.2	7.4	7.4	7.1	7.0	6.7



- [] Ranking at each section and finish
- .-.- No data available at this section
- NA No data available



Horse/Jockey Name	Sheer Illusion
Final Rank	10
Fastest Section Time (Section)	0:10.82 (1000m)
Top Speed [km/h] (Section)	69.5 (Overall)
Race State	Finished



Ladbrokes Cannon Park QLD Professional

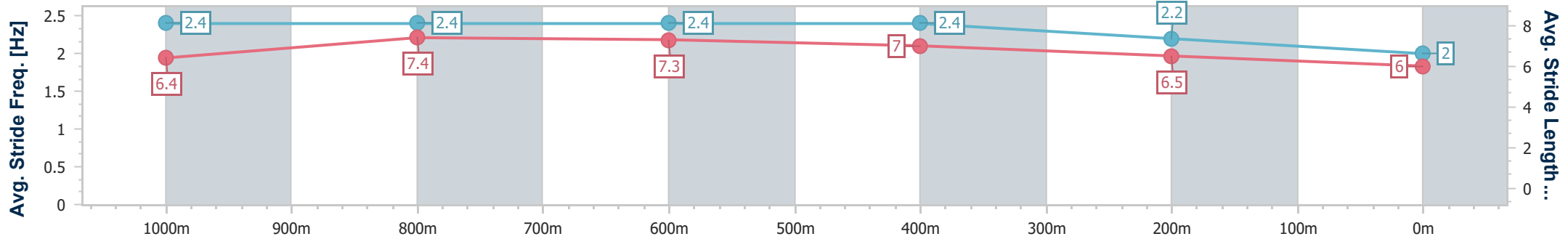
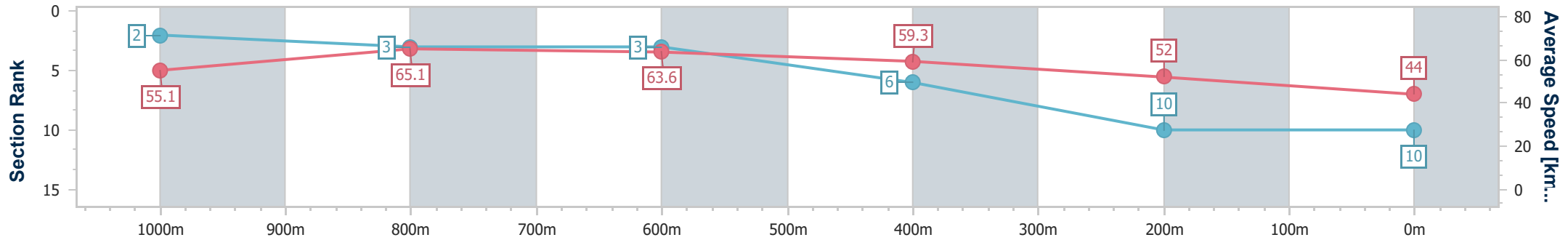
Race 8: LADBROKE IT! Class 2 Handicap - 1250m

24 November 2023 - 17:19

Track Rating: Soft 6, Weather: Overcast, Rail Position: +1.5M
1000M-350M True REM



Section	Overall	1000m	800m	600m	400m	200m
Section Times	1:20.61 [10] (0:16.22)	1:04.39 [2] (0:10.82)	0:53.57 [3] (0:11.29)	0:42.28 [3] (0:12.08)	0:30.20 [6] (0:13.82)	0:16.38 [10] (0:16.38)
Average Speed [km/h]	55.1	65.1	63.6	59.3	52.0	44.0
Top Speed [km/h]	69.5	66.0	65.4	62.4	56.2	49.2
Avg. Dist. to Rail [m]	2.6	3.4	1.8	0.9	1.0	1.6
Avg. Stride Freq. [Hz]	2.4	2.4	2.4	2.4	2.2	2.0
Avg. Stride Length [m]	6.4	7.4	7.3	7.0	6.5	6.0



- [] Ranking at each section and finish
- .-.- No data available at this section
- NA No data available