



**Sunshine Coast QLD Professional**  
**Race 2: SPS CONCRETE Class 3 Plate - 1000m**  
**24 November 2023 - 18:39**



Track Rating: Soft 6, Weather: Overcast, Rail Position: +2m Entire

Section											Last 600m		
Field Times		Overall	800m	600m	400m	200m						0:33.80	
		0:57.86 (0:13.28)	0:44.58 (0:10.78)	0:33.80 (0:11.25)	0:22.55 (0:10.88)	0:11.67 (0:11.67)							
Rank	TAB	Horse/Jockey	Barrier	Top Speed [km/h]	Fastest Section						Margin	Distance Travelled [m]	
1	4	<b>NORD LYON</b> Robbie Dolan	7	67.9	0:10.76	0:57.86 [1] (0:13.33)	0:44.53 [3] (0:11.00)	0:33.53 [5] (0:11.10)	0:22.43 [3] (0:10.76)	0:11.67 [1] (0:11.67)	0:57.86	0:33.53	
2	9	<b>FUMIKO</b> Angela Jones	10	68.4	0:10.76	0:57.89 [2] (0:13.93)	0:43.96 [8] (0:10.78)	0:33.18 [8] (0:11.13)	0:22.05 [8] (0:10.76)	0:11.29 [6] (0:11.29)	0.2L	0:33.18	-2
3	7	<b>INVINOVICH</b> James Orman	5	69.7	0:10.87	0:58.05 [3] (0:13.30)	0:44.75 [2] (0:10.87)	0:33.88 [2] (0:11.26)	0:22.62 [2] (0:10.97)	0:11.65 [3] (0:11.65)	1L	0:33.88	-1
4	5	<b>TITANS</b> Jim Byrne	2	68.8	0:10.78	0:58.09 [4] (0:13.28)	0:44.81 [1] (0:10.78)	0:34.03 [1] (0:11.25)	0:22.78 [1] (0:11.01)	0:11.77 [2] (0:11.77)	1.2L	0:34.03	-2
5	8	<b>BURNING BELL</b> Martin Harley	8	70.1	0:10.72	0:58.13 [5] (0:13.50)	0:44.63 [6] (0:11.03)	0:33.60 [7] (0:11.17)	0:22.43 [7] (0:10.72)	0:11.71 [4] (0:11.71)	1.4L	0:33.60	+2
6	3	<b>CARRIBEAN KING</b> Jasper Franklin	6	68.0	0:10.75	0:58.21 [6] (0:13.62)	0:44.59 [7] (0:10.87)	0:33.72 [6] (0:11.18)	0:22.54 [6] (0:10.75)	0:11.79 [5] (0:11.79)	1.7L	0:33.72	-5
7	2	<b>BULSARA</b> Justin Huxtable	4	68.0	0:10.87	0:58.71 [7] (0:13.44)	0:45.27 [4] (0:10.87)	0:34.40 [4] (0:11.26)	0:23.14 [5] (0:11.15)	0:11.99 [8] (0:11.99)	4.5L	0:34.40	-1
8	6	<b>EXLOVER</b> Jake Bayliss	1	68.9	0:10.82	0:59.53 [8] (0:13.48)	0:46.05 [5] (0:10.82)	0:35.23 [3] (0:11.25)	0:23.98 [4] (0:11.15)	0:12.83 [7] (0:12.83)	9.3L	0:35.23	-3

Scratched: Artie Pantz (#10), Bull Dimple Rum (#1)

[ ] Ranking at each section and finish  
 -:-:- No data available at this section  
 NA No data available

SCN Saddle cloth number  
 DNF Did not finish  
 DNT Did not track



Horse/Jockey Name	Nord Lyon
Final Rank	1
Fastest Section Time (Section)	0:10.76 (400m)
Top Speed [km/h] (Section)	67.9 (Overall)
Race State	Finished



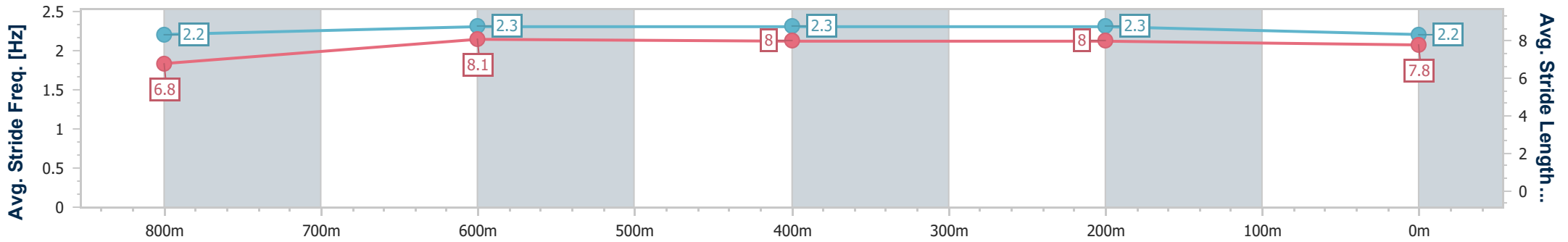
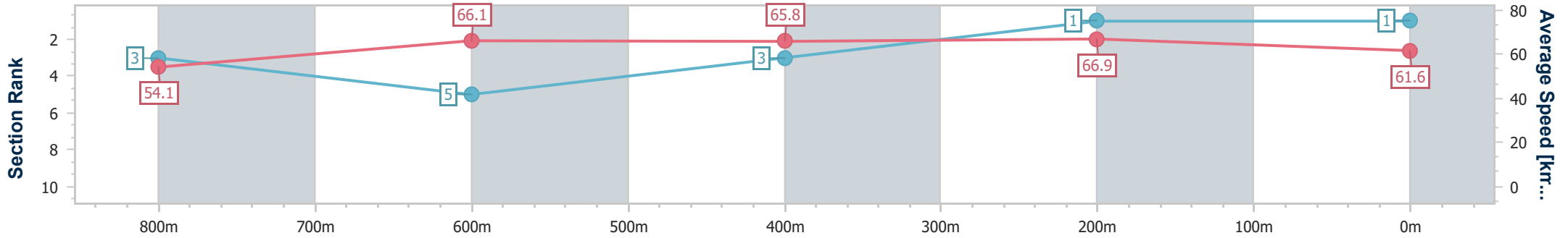
Sunshine Coast QLD Professional  
Race 2: SPS CONCRETE Class 3 Plate - 1000m



24 November 2023 - 18:39

Track Rating: Soft 6, Weather: Overcast, Rail Position: +2m Entire

Section	Overall	800m	600m	400m	200m
Section Times	0:57.86 [1] (0:13.33)	0:44.53 [3] (0:11.00)	0:33.53 [5] (0:11.10)	0:22.43 [3] (0:10.76)	0:11.67 [1] (0:11.67)
Average Speed [km/h]	54.1	66.1	65.8	66.9	61.6
Top Speed [km/h]	67.9	67.7	67.1	67.8	65.5
Avg. Dist. to Rail [m]	7.7	3.7	1.7	4.6	4.8
Avg. Stride Freq. [Hz]	2.2	2.3	2.3	2.3	2.2
Avg. Stride Length [m]	6.8	8.1	8.0	8.0	7.8



- [ ] Ranking at each section and finish
- .-.- No data available at this section
- NA No data available



Horse/Jockey Name	Fumiko
Final Rank	2
Fastest Section Time (Section)	0:10.76 (400m)
Top Speed [km/h] (Section)	68.4 (Overall)
Race State	Finished



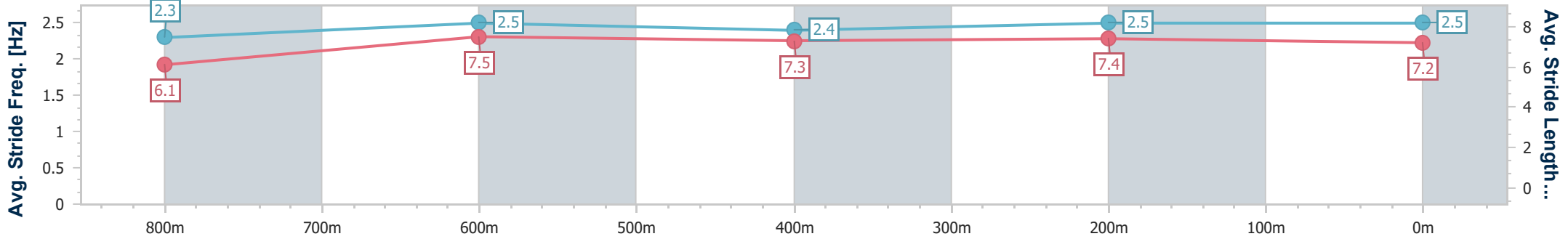
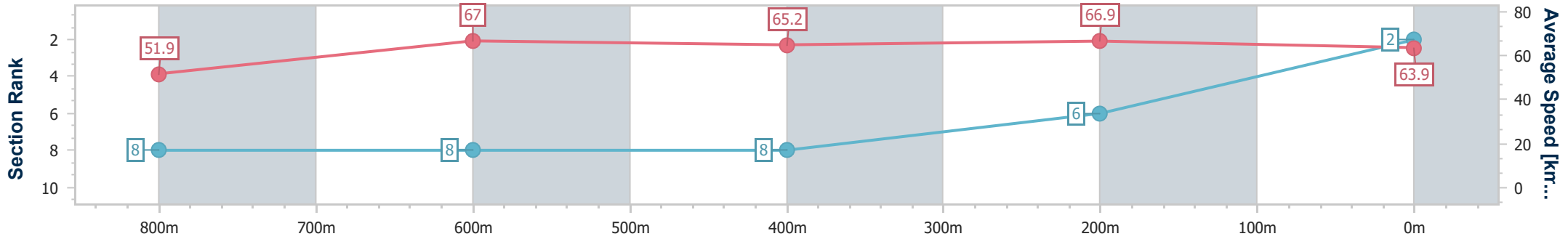
Sunshine Coast QLD Professional  
Race 2: SPS CONCRETE Class 3 Plate - 1000m



24 November 2023 - 18:39

Track Rating: Soft 6, Weather: Overcast, Rail Position: +2m Entire

Section	Overall	800m	600m	400m	200m
Section Times	0:57.89 [2] (0:13.93)	0:43.96 [8] (0:10.78)	0:33.18 [8] (0:11.13)	0:22.05 [8] (0:10.76)	0:11.29 [6] (0:11.29)
Average Speed [km/h]	51.9	67.0	65.2	66.9	63.9
Top Speed [km/h]	68.4	68.4	66.8	67.6	66.7
Avg. Dist. to Rail [m]	8.3	2.3	0.9	5.9	7.0
Avg. Stride Freq. [Hz]	2.3	2.5	2.4	2.5	2.5
Avg. Stride Length [m]	6.1	7.5	7.3	7.4	7.2



- [ ] Ranking at each section and finish
- .-.-.- No data available at this section
- NA No data available



Horse/Jockey Name	Invinovich
Final Rank	3
Fastest Section Time (Section)	0:10.87 (800m)
Top Speed [km/h] (Section)	69.7 (Overall)
Race State	Finished



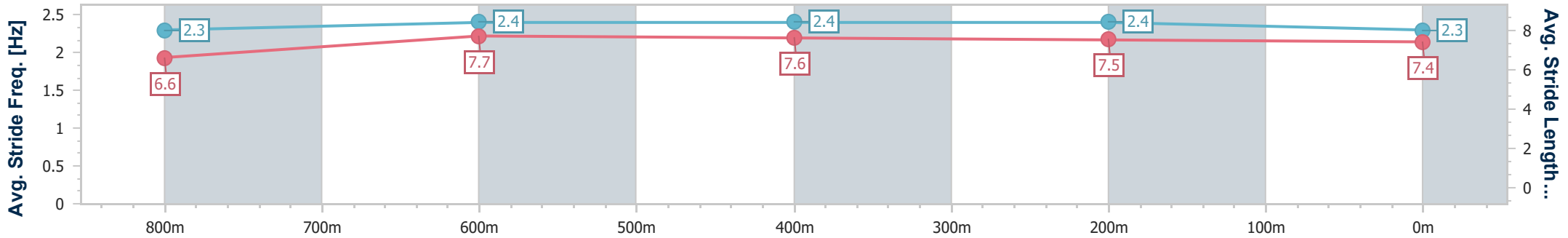
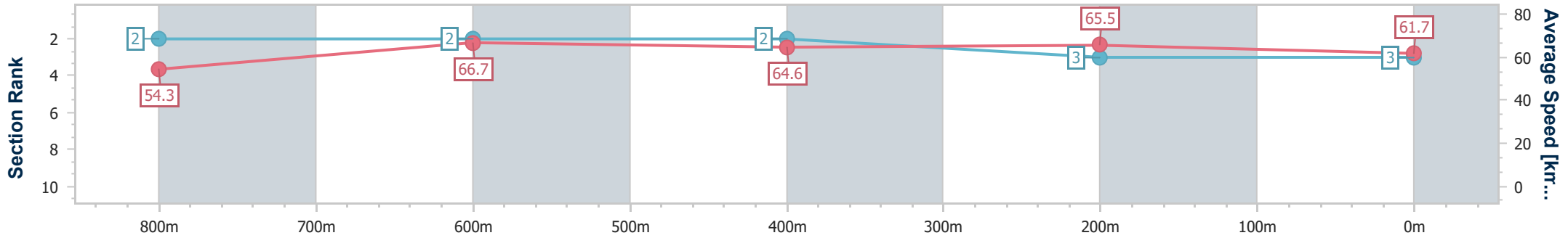
Sunshine Coast QLD Professional  
Race 2: SPS CONCRETE Class 3 Plate - 1000m



24 November 2023 - 18:39

Track Rating: Soft 6, Weather: Overcast, Rail Position: +2m Entire

Section	Overall	800m	600m	400m	200m
Section Times	0:58.05 [3] (0:13.30)	0:44.75 [2] (0:10.87)	0:33.88 [2] (0:11.26)	0:22.62 [2] (0:10.97)	0:11.65 [3] (0:11.65)
Average Speed [km/h]	54.3	66.7	64.6	65.5	61.7
Top Speed [km/h]	69.7	69.6	66.1	66.8	65.1
Avg. Dist. to Rail [m]	5.3	3.0	1.0	4.2	3.9
Avg. Stride Freq. [Hz]	2.3	2.4	2.4	2.4	2.3
Avg. Stride Length [m]	6.6	7.7	7.6	7.5	7.4



- [ ] Ranking at each section and finish
- .-.- No data available at this section
- NA No data available



Horse/Jockey Name	Titans
Final Rank	4
Fastest Section Time (Section)	0:10.78 (800m)
Top Speed [km/h] (Section)	68.8 (Overall)
Race State	Finished



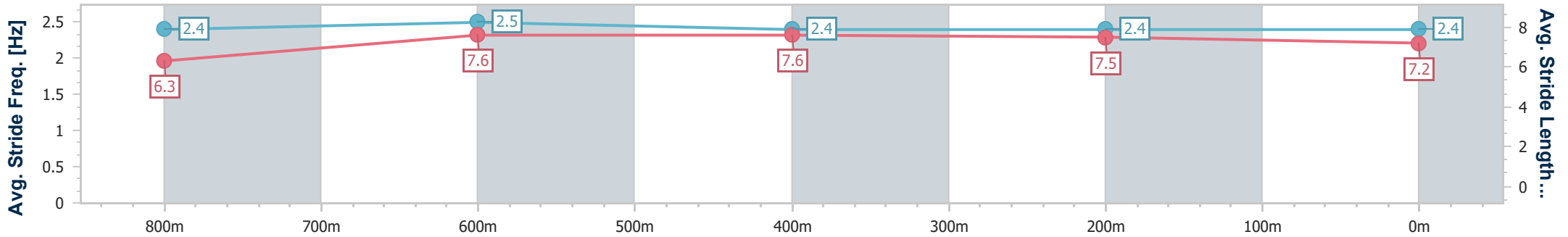
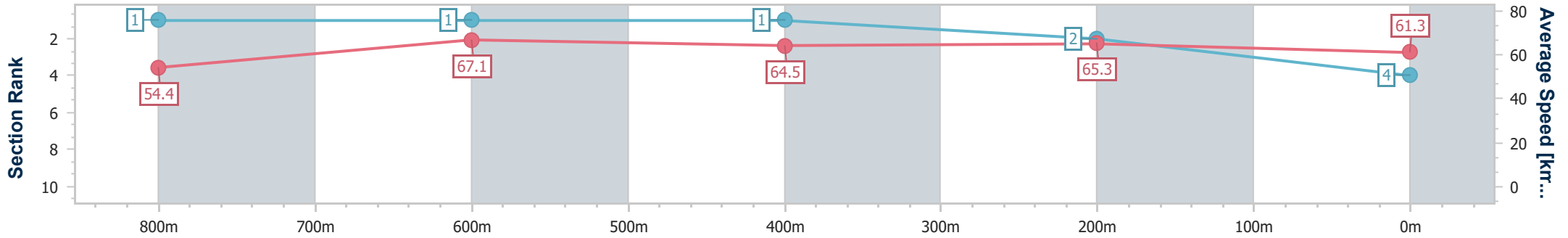
Sunshine Coast QLD Professional  
Race 2: SPS CONCRETE Class 3 Plate - 1000m



24 November 2023 - 18:39

Track Rating: Soft 6, Weather: Overcast, Rail Position: +2m Entire

Section	Overall	800m	600m	400m	200m
Section Times	0:58.09 [4] (0:13.28)	0:44.81 [1] (0:10.78)	0:34.03 [1] (0:11.25)	0:22.78 [1] (0:11.01)	0:11.77 [2] (0:11.77)
Average Speed [km/h]	54.4	67.1	64.5	65.3	61.3
Top Speed [km/h]	68.8	68.7	66.2	66.3	64.2
Avg. Dist. to Rail [m]	3.4	1.9	1.4	4.1	3.7
Avg. Stride Freq. [Hz]	2.4	2.5	2.4	2.4	2.4
Avg. Stride Length [m]	6.3	7.6	7.6	7.5	7.2



- [ ] Ranking at each section and finish
- .-.- No data available at this section
- NA No data available



Horse/Jockey Name	Burning Bell
Final Rank	5
Fastest Section Time (Section)	0:10.72 (400m)
Top Speed [km/h] (Section)	70.1 (Overall)
Race State	Finished



### Sunshine Coast QLD Professional

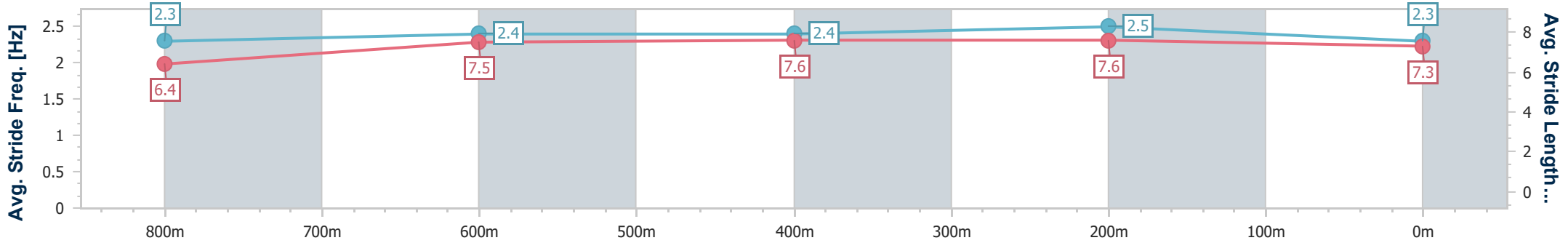
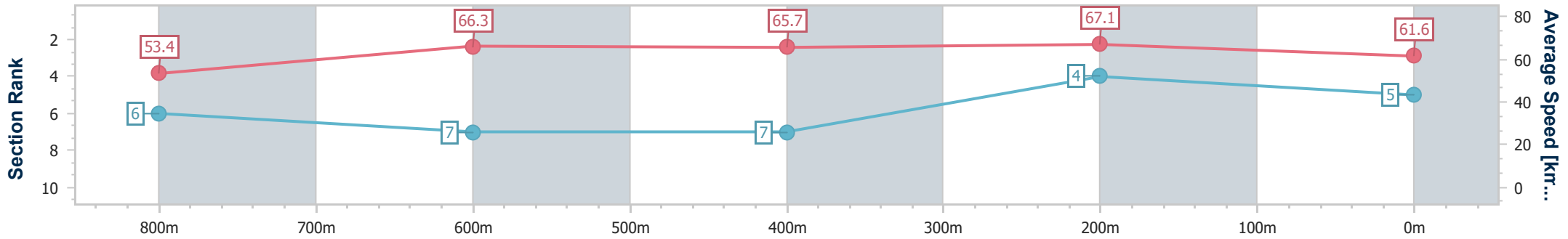
Race 2: SPS CONCRETE Class 3 Plate - 1000m



24 November 2023 - 18:39

Track Rating: Soft 6, Weather: Overcast, Rail Position: +2m Entire

Section	Overall	800m	600m	400m	200m
Section Times	0:58.13 [5] (0:13.50)	0:44.63 [6] (0:11.03)	0:33.60 [7] (0:11.17)	0:22.43 [7] (0:10.72)	0:11.71 [4] (0:11.71)
Average Speed [km/h]	53.4	66.3	65.7	67.1	61.6
Top Speed [km/h]	70.1	67.9	68.0	68.7	64.9
Avg. Dist. to Rail [m]	7.5	3.5	3.7	7.8	7.1
Avg. Stride Freq. [Hz]	2.3	2.4	2.4	2.5	2.3
Avg. Stride Length [m]	6.4	7.5	7.6	7.6	7.3



- [ ] Ranking at each section and finish
- .-.- No data available at this section
- NA No data available



Horse/Jockey Name	Carribean King
Final Rank	6
Fastest Section Time (Section)	0:10.75 (400m)
Top Speed [km/h] (Section)	68.0 (400m)
Race State	Finished



Sunshine Coast QLD Professional

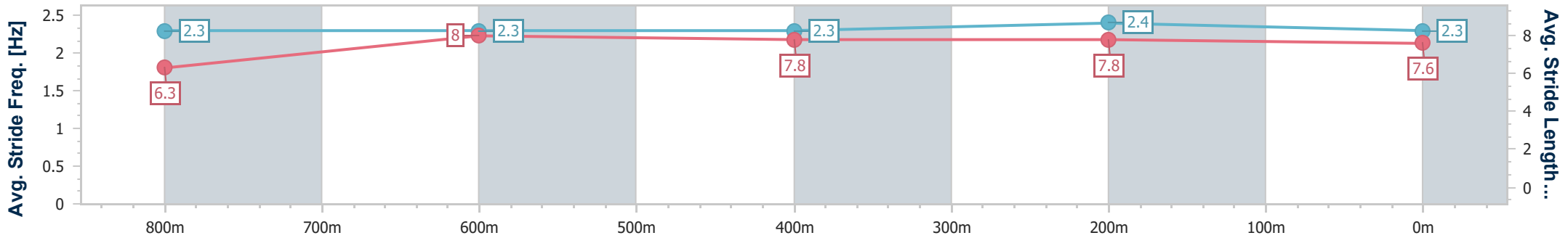
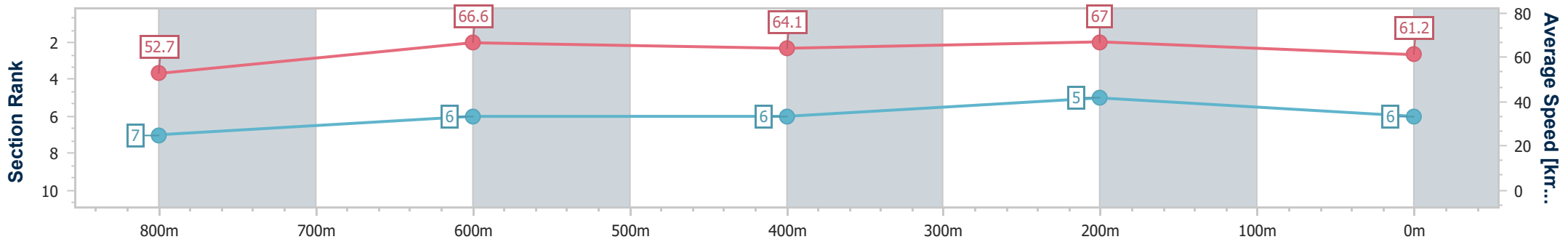
Race 2: SPS CONCRETE Class 3 Plate - 1000m



24 November 2023 - 18:39

Track Rating: Soft 6, Weather: Overcast, Rail Position: +2m Entire

Section	Overall	800m	600m	400m	200m
Section Times	0:58.21 [6] (0:13.62)	0:44.59 [7] (0:10.87)	0:33.72 [6] (0:11.18)	0:22.54 [6] (0:10.75)	0:11.79 [5] (0:11.79)
Average Speed [km/h]	52.7	66.6	64.1	67.0	61.2
Top Speed [km/h]	67.3	67.4	65.5	68.0	65.5
Avg. Dist. to Rail [m]	5.8	1.6	0.4	0.4	1.0
Avg. Stride Freq. [Hz]	2.3	2.3	2.3	2.4	2.3
Avg. Stride Length [m]	6.3	8.0	7.8	7.8	7.6



- [ ] Ranking at each section and finish
- .-.- No data available at this section
- NA No data available



Horse/Jockey Name	Bulsara
Final Rank	7
Fastest Section Time (Section)	0:10.87 (800m)
Top Speed [km/h] (Section)	68.0 (Overall)
Race State	Finished



Sunshine Coast QLD Professional

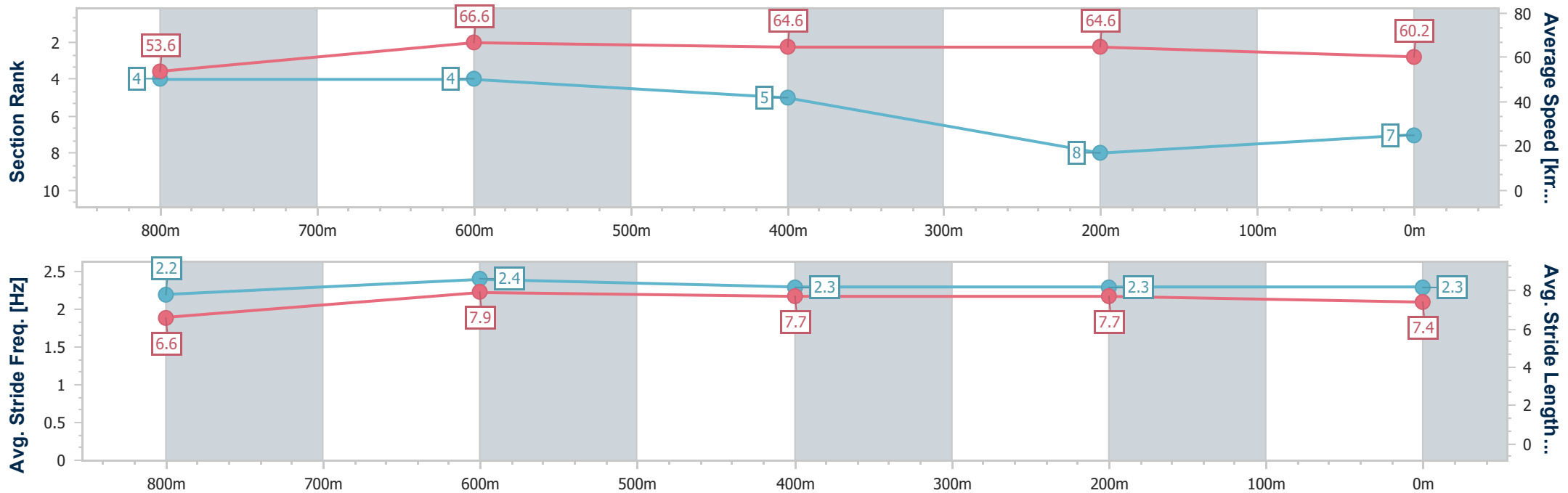
Race 2: SPS CONCRETE Class 3 Plate - 1000m



24 November 2023 - 18:39

Track Rating: Soft 6, Weather: Overcast, Rail Position: +2m Entire

Section	Overall	800m	600m	400m	200m
Section Times	0:58.71 [7] (0:13.44)	0:45.27 [4] (0:10.87)	0:34.40 [4] (0:11.26)	0:23.14 [5] (0:11.15)	0:11.99 [8] (0:11.99)
Average Speed [km/h]	53.6	66.6	64.6	64.6	60.2
Top Speed [km/h]	68.0	68.0	66.3	66.3	62.7
Avg. Dist. to Rail [m]	4.6	2.3	2.0	5.7	5.4
Avg. Stride Freq. [Hz]	2.2	2.4	2.3	2.3	2.3
Avg. Stride Length [m]	6.6	7.9	7.7	7.7	7.4



- [ ] Ranking at each section and finish
- .-.- No data available at this section
- NA No data available





Horse/Jockey Name	Exlover
Final Rank	8
Fastest Section Time (Section)	0:10.82 (800m)
Top Speed [km/h] (Section)	68.9 (800m)
Race State	Finished



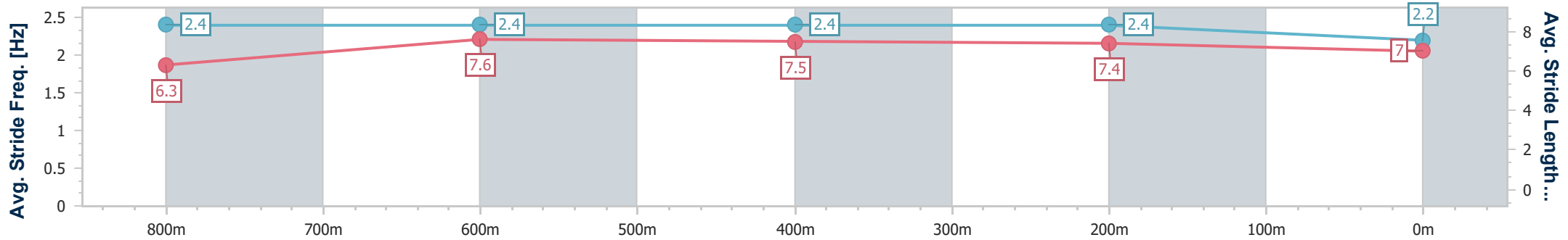
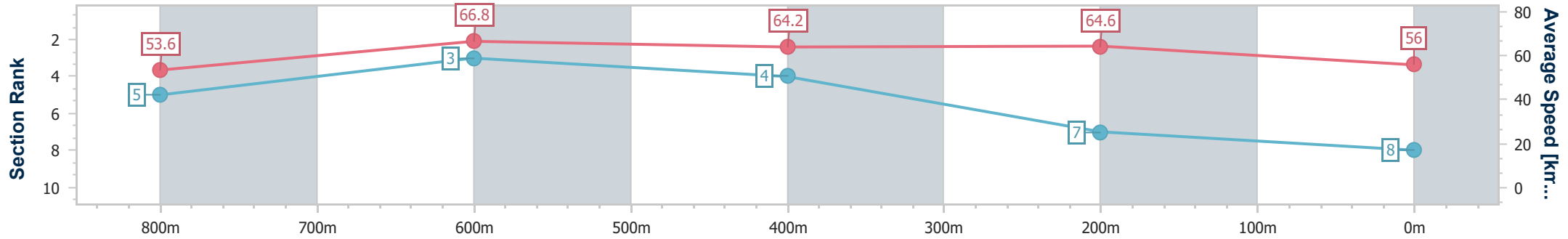
Sunshine Coast QLD Professional  
Race 2: SPS CONCRETE Class 3 Plate - 1000m



24 November 2023 - 18:39

Track Rating: Soft 6, Weather: Overcast, Rail Position: +2m Entire

Section	Overall	800m	600m	400m	200m
Section Times	0:59.53 [8] (0:13.48)	0:46.05 [5] (0:10.82)	0:35.23 [3] (0:11.25)	0:23.98 [4] (0:11.15)	0:12.83 [7] (0:12.83)
Average Speed [km/h]	53.6	66.8	64.2	64.6	56.0
Top Speed [km/h]	68.6	68.9	65.8	66.5	61.5
Avg. Dist. to Rail [m]	2.6	1.5	0.5	2.7	3.2
Avg. Stride Freq. [Hz]	2.4	2.4	2.4	2.4	2.2
Avg. Stride Length [m]	6.3	7.6	7.5	7.4	7.0



- [ ] Ranking at each section and finish
- .-.- No data available at this section
- NA No data available