



Sunshine Coast QLD Professional

Race 4: SHOWZER BENCHMARK 62 Handicap - 1000m

24 November 2023 - 19:39



Track Rating: Soft 6, Weather: Overcast, Rail Position: +2m Entire

Section											Last 600m		
Field Times		Overall	800m	600m	400m	200m							
		0:58.09 (0:13.19)	0:44.90 (0:10.48)	0:34.42 (0:10.97)	0:23.45 (0:11.29)	0:12.16 (0:12.16)						0:34.42	
Rank	TAB	Horse/Jockey	Barrier	Top Speed [km/h]	Fastest Section						Margin	Distance Travelled [m]	
1	16	TWOSEY Alexandra Bryan	4	69.9 800m	0:10.48 800m	0:58.09 [1] (0:13.19)	0:44.90 [1] (0:10.48)	0:34.42 [1] (0:10.97)	0:23.45 [1] (0:11.29)	0:12.16 [1] (0:12.16)	0:58.09	0:34.42	
2	15	QUEEN'S SECRET Taylor Marshall	2	68.2 800m	0:10.73 800m	0:58.17 [2] (0:13.39)	0:44.78 [6] (0:10.73)	0:34.05 [6] (0:10.94)	0:23.11 [4] (0:11.21)	0:11.90 [2] (0:11.90)	0.3L	0:34.05	+0
3	1	BAIYKA Jasper Franklin	3	68.7 800m	0:10.78 800m	0:58.36 [3] (0:13.72)	0:44.64 [8] (0:10.78)	0:33.86 [8] (0:10.89)	0:22.97 [8] (0:10.98)	0:11.99 [4] (0:11.99)	1.3L	0:33.86	+6
4	9	BARBARY ROYALE Michael Murphy	7	69.2 Overall	0:10.78 800m	0:58.45 [4] (0:13.33)	0:45.12 [5] (0:10.78)	0:34.34 [5] (0:11.06)	0:23.28 [6] (0:11.20)	0:12.08 [5] (0:12.08)	1.7L	0:34.34	+1
5	14	JUKEBOX GLOW Kyle Wilson-Taylor	1	67.9 600m	0:10.80 600m	0:58.45 [5] (0:13.80)	0:44.65 [9] (0:10.81)	0:33.84 [9] (0:10.80)	0:23.04 [9] (0:11.14)	0:11.90 [7] (0:11.90)	1.8L	0:33.84	+2
6	17	BULL DIMPLE RUM Justin Stanley	8	67.3 800m	0:10.89 600m	0:58.47 [6] (0:13.89)	0:44.58 [10] (0:10.94)	0:33.64 [10] (0:10.89)	0:22.75 [10] (0:11.02)	0:11.73 [8] (0:11.73)	1.9L	0:33.64	+3
7	12	GERRYMANDER Robbie Dolan	5	68.5 800m	0:10.71 800m	0:58.49 [7] (0:13.51)	0:44.98 [7] (0:10.71)	0:34.27 [7] (0:11.04)	0:23.23 [7] (0:11.22)	0:12.01 [6] (0:12.01)	2L	0:34.27	+4
8	7	KOZANI James Orman	10	70.6 Overall	0:10.66 800m	0:58.91 [8] (0:13.26)	0:45.65 [2] (0:10.66)	0:34.99 [3] (0:11.03)	0:23.96 [2] (0:11.41)	0:12.55 [3] (0:12.55)	4.3L	0:34.99	+4
9	3	VOULAIT Paul Hamblin	16	70.7 Overall	0:10.62 800m	0:58.97 [9] (0:13.28)	0:45.69 [3] (0:10.62)	0:35.07 [2] (0:11.06)	0:24.01 [3] (0:12.31)	0:11.70 [10] (0:11.70)	4.5L	0:35.07	+10
10	2	BEEFEATERS Jason Taylor	13	69.8 800m	0:10.71 800m	1:00.54 [10] (0:13.31)	0:47.23 [4] (0:10.71)	0:36.52 [4] (0:11.11)	0:25.41 [5] (0:11.81)	0:13.60 [9] (0:13.60)	13.8L	0:36.52	+6

Scratched: The Fixer (#8), He's Essential (#6), Artie Pantz (#11), Traitors' Gate (#10), Torque I Tee (#4), Bulsara (#5), Our Rocketman (#13)

[] Ranking at each section and finish
 -:-:- No data available at this section
 NA No data available

SCN Saddle cloth number
 DNF Did not finish
 DNT Did not track



Horse/Jockey Name	Twosey
Final Rank	1
Fastest Section Time (Section)	0:10.48 (800m)
Top Speed [km/h] (Section)	69.9 (800m)
Race State	Finished



Sunshine Coast QLD Professional

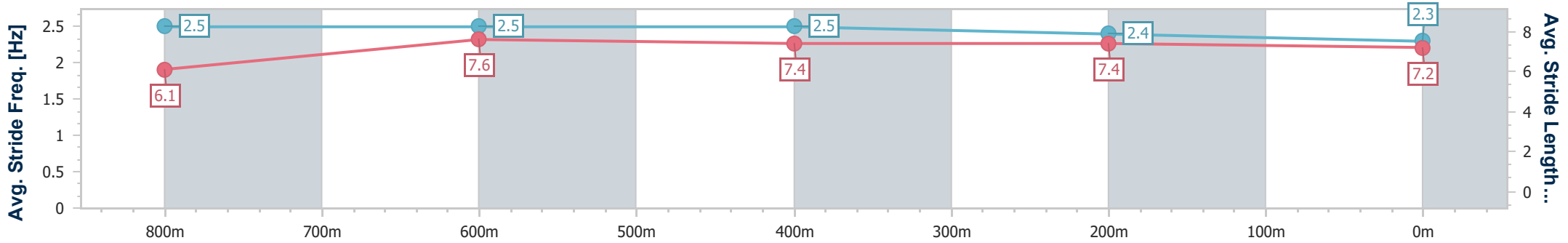
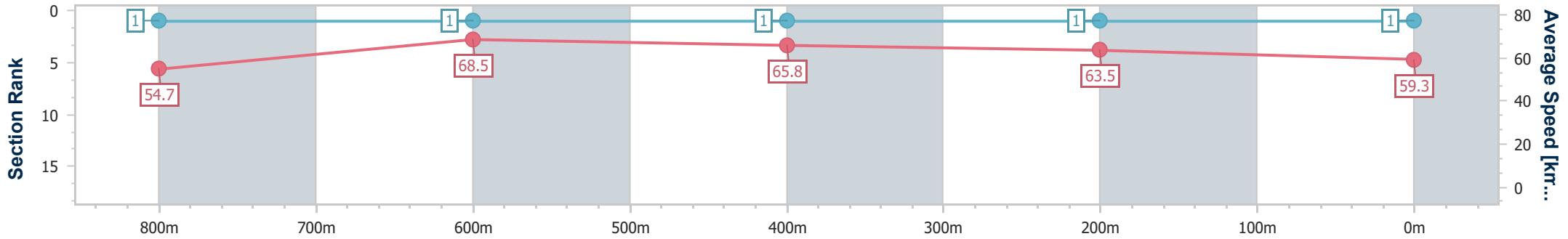
Race 4: SHOWZER BENCHMARK 62 Handicap - 1000m



24 November 2023 - 19:39

Track Rating: Soft 6, Weather: Overcast, Rail Position: +2m Entire

Section	Overall	800m	600m	400m	200m
Section Times	0:58.09 [1] (0:13.19)	0:44.90 [1] (0:10.48)	0:34.42 [1] (0:10.97)	0:23.45 [1] (0:11.29)	0:12.16 [1] (0:12.16)
Average Speed [km/h]	54.7	68.5	65.8	63.5	59.3
Top Speed [km/h]	69.6	69.9	68.0	65.3	62.0
Avg. Dist. to Rail [m]	4.2	1.0	0.4	4.8	6.4
Avg. Stride Freq. [Hz]	2.5	2.5	2.5	2.4	2.3
Avg. Stride Length [m]	6.1	7.6	7.4	7.4	7.2



- [] Ranking at each section and finish
- .-.-.- No data available at this section
- NA No data available



Horse/Jockey Name	Queen's Secret
Final Rank	2
Fastest Section Time (Section)	0:10.73 (800m)
Top Speed [km/h] (Section)	68.2 (800m)
Race State	Finished



Sunshine Coast QLD Professional

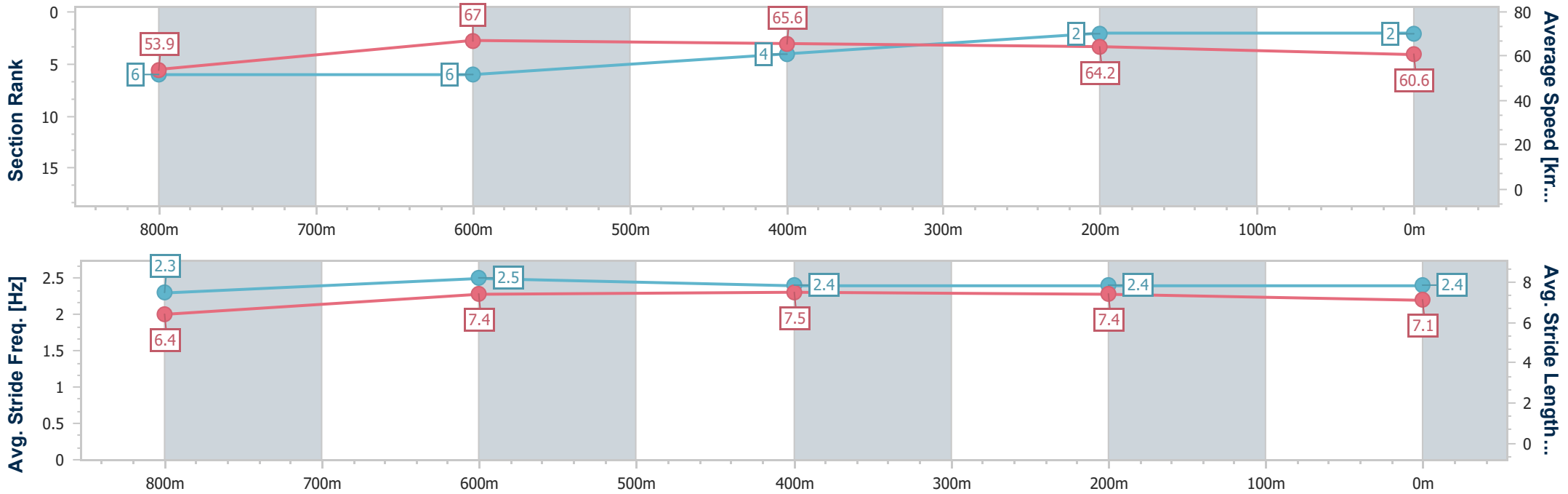
Race 4: SHOWZER BENCHMARK 62 Handicap - 1000m



24 November 2023 - 19:39

Track Rating: Soft 6, Weather: Overcast, Rail Position: +2m Entire

Section	Overall	800m	600m	400m	200m
Section Times	0:58.17 [2] (0:13.39)	0:44.78 [6] (0:10.73)	0:34.05 [6] (0:10.94)	0:23.11 [4] (0:11.21)	0:11.90 [2] (0:11.90)
Average Speed [km/h]	53.9	67.0	65.6	64.2	60.6
Top Speed [km/h]	68.0	68.2	67.6	66.3	63.1
Avg. Dist. to Rail [m]	2.6	0.9	0.5	2.6	4.7
Avg. Stride Freq. [Hz]	2.3	2.5	2.4	2.4	2.4
Avg. Stride Length [m]	6.4	7.4	7.5	7.4	7.1



- [] Ranking at each section and finish
- .-.- No data available at this section
- NA No data available



Horse/Jockey Name	Baiyka
Final Rank	3
Fastest Section Time (Section)	0:10.78 (800m)
Top Speed [km/h] (Section)	68.7 (800m)
Race State	Finished



Sunshine Coast QLD Professional

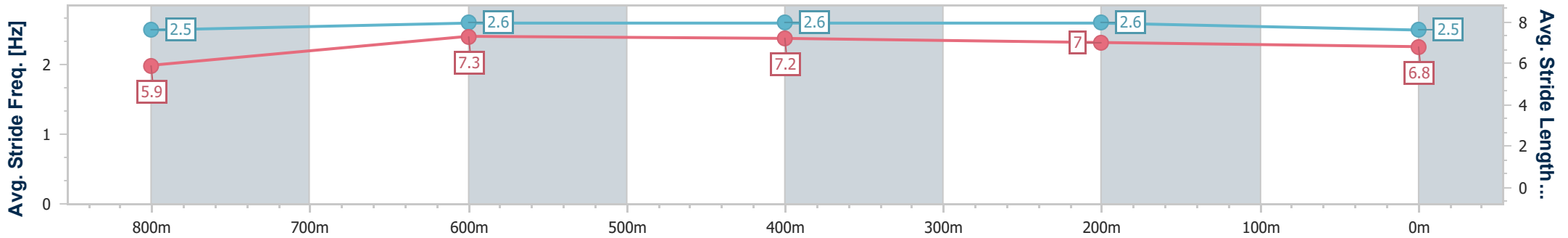
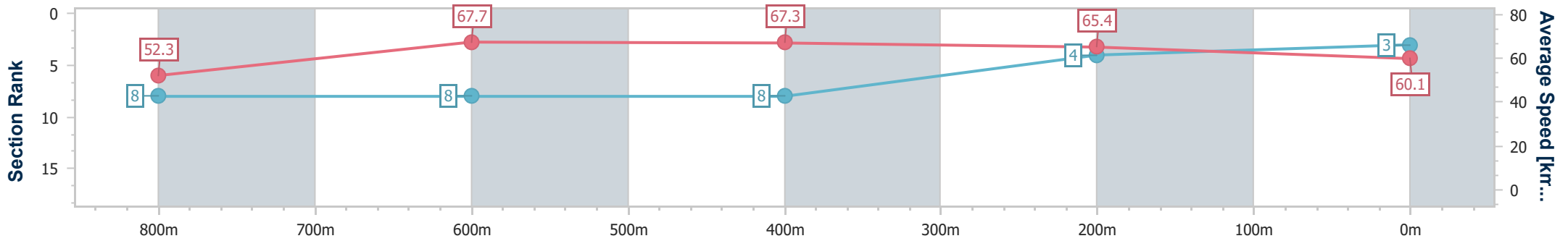
Race 4: SHOWZER BENCHMARK 62 Handicap - 1000m



24 November 2023 - 19:39

Track Rating: Soft 6, Weather: Overcast, Rail Position: +2m Entire

Section	Overall	800m	600m	400m	200m
Section Times	0:58.36 [3] (0:13.72)	0:44.64 [8] (0:10.78)	0:33.86 [8] (0:10.89)	0:22.97 [8] (0:10.98)	0:11.99 [4] (0:11.99)
Average Speed [km/h]	52.3	67.7	67.3	65.4	60.1
Top Speed [km/h]	66.9	68.7	68.5	66.6	64.3
Avg. Dist. to Rail [m]	4.6	3.3	2.8	9.6	11.8
Avg. Stride Freq. [Hz]	2.5	2.6	2.6	2.6	2.5
Avg. Stride Length [m]	5.9	7.3	7.2	7.0	6.8



- [] Ranking at each section and finish
- .-.- No data available at this section
- NA No data available



Horse/Jockey Name	Barbary Royale
Final Rank	4
Fastest Section Time (Section)	0:10.78 (800m)
Top Speed [km/h] (Section)	69.2 (Overall)
Race State	Finished



Sunshine Coast QLD Professional

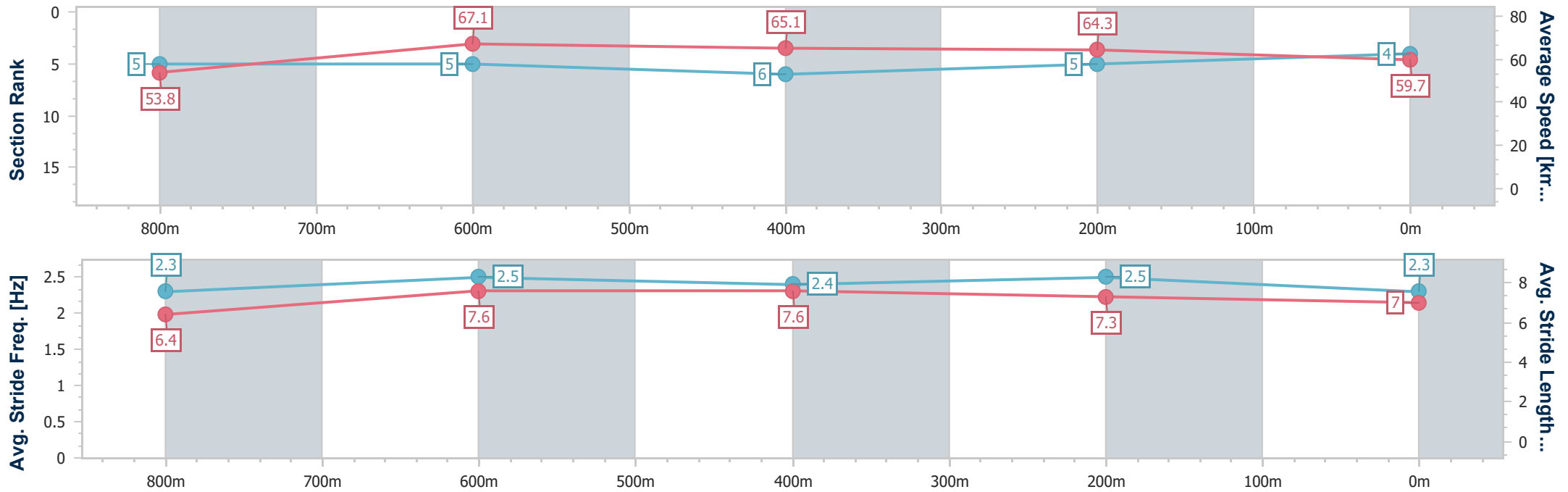
Race 4: SHOWZER BENCHMARK 62 Handicap - 1000m



24 November 2023 - 19:39

Track Rating: Soft 6, Weather: Overcast, Rail Position: +2m Entire

Section	Overall	800m	600m	400m	200m
Section Times	0:58.45 [4] (0:13.33)	0:45.12 [5] (0:10.78)	0:34.34 [5] (0:11.06)	0:23.28 [6] (0:11.20)	0:12.08 [5] (0:12.08)
Average Speed [km/h]	53.8	67.1	65.1	64.3	59.7
Top Speed [km/h]	69.2	68.4	66.7	65.0	63.0
Avg. Dist. to Rail [m]	6.4	1.6	0.4	5.5	8.2
Avg. Stride Freq. [Hz]	2.3	2.5	2.4	2.5	2.3
Avg. Stride Length [m]	6.4	7.6	7.6	7.3	7.0



- [] Ranking at each section and finish
- .-.- No data available at this section
- NA No data available



Horse/Jockey Name	Jukebox Glow
Final Rank	5
Fastest Section Time (Section)	0:10.80 (600m)
Top Speed [km/h] (Section)	67.9 (600m)
Race State	Finished



Sunshine Coast QLD Professional

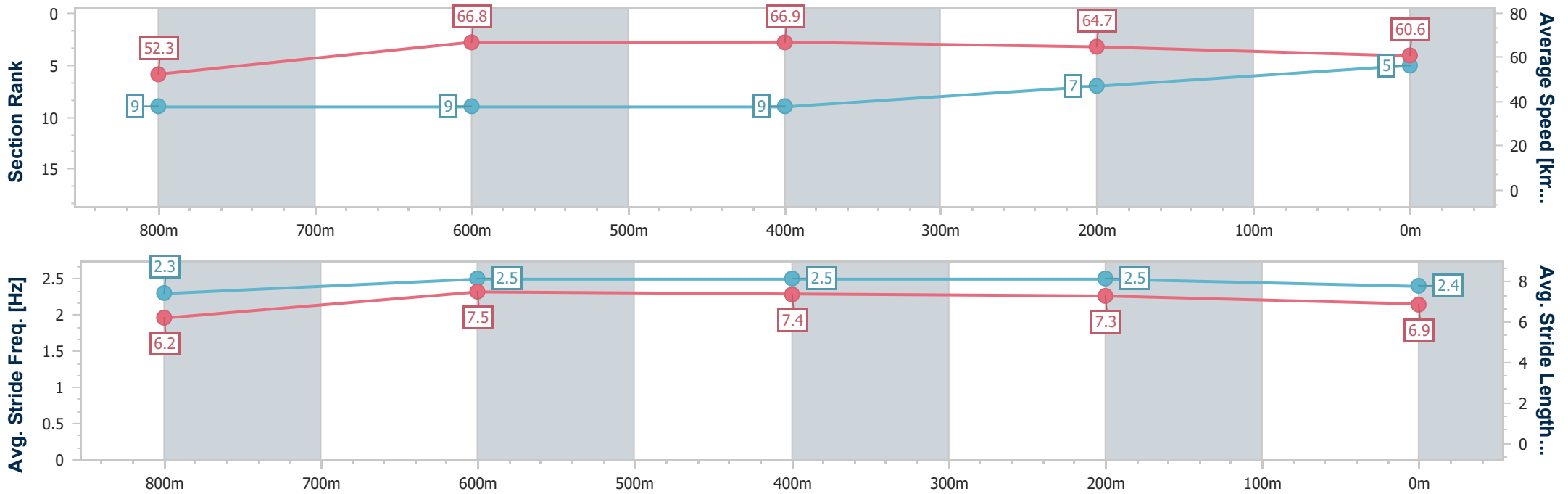
Race 4: SHOWZER BENCHMARK 62 Handicap - 1000m



24 November 2023 - 19:39

Track Rating: Soft 6, Weather: Overcast, Rail Position: +2m Entire

Section	Overall	800m	600m	400m	200m
Section Times	0:58.45 [5] (0:13.80)	0:44.65 [9] (0:10.81)	0:33.84 [9] (0:10.80)	0:23.04 [9] (0:11.14)	0:11.90 [7] (0:11.90)
Average Speed [km/h]	52.3	66.8	66.9	64.7	60.6
Top Speed [km/h]	66.9	67.3	67.9	66.5	62.4
Avg. Dist. to Rail [m]	2.8	1.4	0.7	5.3	7.3
Avg. Stride Freq. [Hz]	2.3	2.5	2.5	2.5	2.4
Avg. Stride Length [m]	6.2	7.5	7.4	7.3	6.9



- [] Ranking at each section and finish
- .-.- No data available at this section
- NA No data available



Horse/Jockey Name	Bull Dimple Rum
Final Rank	6
Fastest Section Time (Section)	0:10.89 (600m)
Top Speed [km/h] (Section)	67.3 (800m)
Race State	Finished



Sunshine Coast QLD Professional

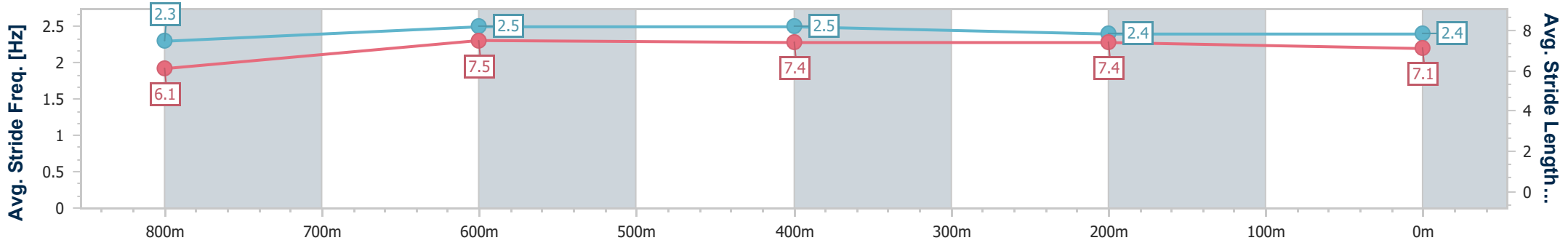
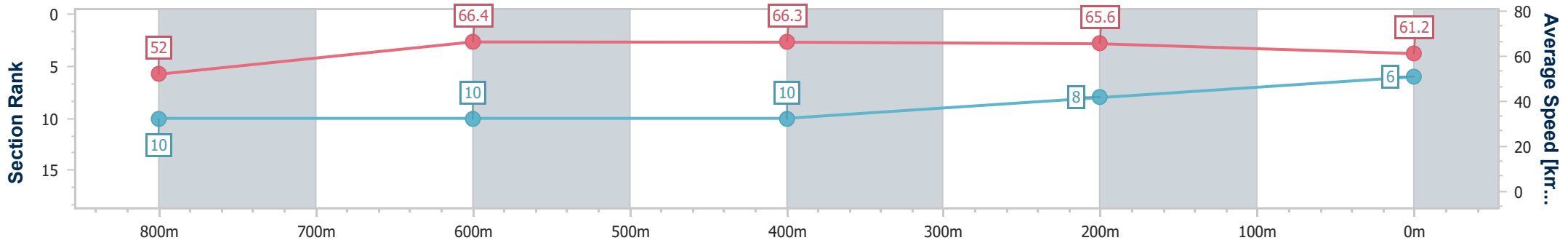
Race 4: SHOWZER BENCHMARK 62 Handicap - 1000m



24 November 2023 - 19:39

Track Rating: Soft 6, Weather: Overcast, Rail Position: +2m Entire

Section	Overall	800m	600m	400m	200m
Section Times	0:58.47 [6] (0:13.89)	0:44.58 [10] (0:10.94)	0:33.64 [10] (0:10.89)	0:22.75 [10] (0:11.02)	0:11.73 [8] (0:11.73)
Average Speed [km/h]	52.0	66.4	66.3	65.6	61.2
Top Speed [km/h]	67.1	67.3	67.0	66.9	63.6
Avg. Dist. to Rail [m]	7.2	4.0	0.6	3.3	2.0
Avg. Stride Freq. [Hz]	2.3	2.5	2.5	2.4	2.4
Avg. Stride Length [m]	6.1	7.5	7.4	7.4	7.1



- [] Ranking at each section and finish
- .-.- No data available at this section
- NA No data available



Horse/Jockey Name	Gerrymander
Final Rank	7
Fastest Section Time (Section)	0:10.71 (800m)
Top Speed [km/h] (Section)	68.5 (800m)
Race State	Finished



Sunshine Coast QLD Professional

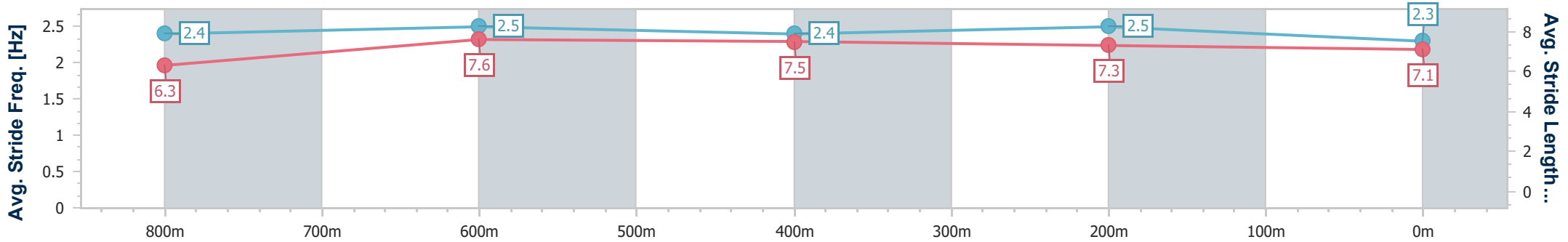
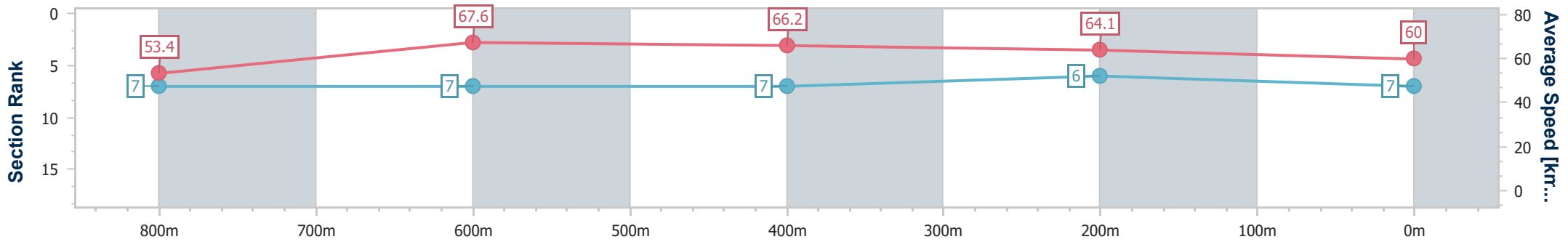
Race 4: SHOWZER BENCHMARK 62 Handicap - 1000m



24 November 2023 - 19:39

Track Rating: Soft 6, Weather: Overcast, Rail Position: +2m Entire

Section	Overall	800m	600m	400m	200m
Section Times	0:58.49 [7] (0:13.51)	0:44.98 [7] (0:10.71)	0:34.27 [7] (0:11.04)	0:23.23 [7] (0:11.22)	0:12.01 [6] (0:12.01)
Average Speed [km/h]	53.4	67.6	66.2	64.1	60.0
Top Speed [km/h]	67.3	68.5	67.8	65.4	63.1
Avg. Dist. to Rail [m]	5.0	2.3	2.4	8.0	10.0
Avg. Stride Freq. [Hz]	2.4	2.5	2.4	2.5	2.3
Avg. Stride Length [m]	6.3	7.6	7.5	7.3	7.1



- [] Ranking at each section and finish
- .-.- No data available at this section
- NA No data available



Horse/Jockey Name	Kozani
Final Rank	8
Fastest Section Time (Section)	0:10.66 (800m)
Top Speed [km/h] (Section)	70.6 (Overall)
Race State	Finished



Sunshine Coast QLD Professional

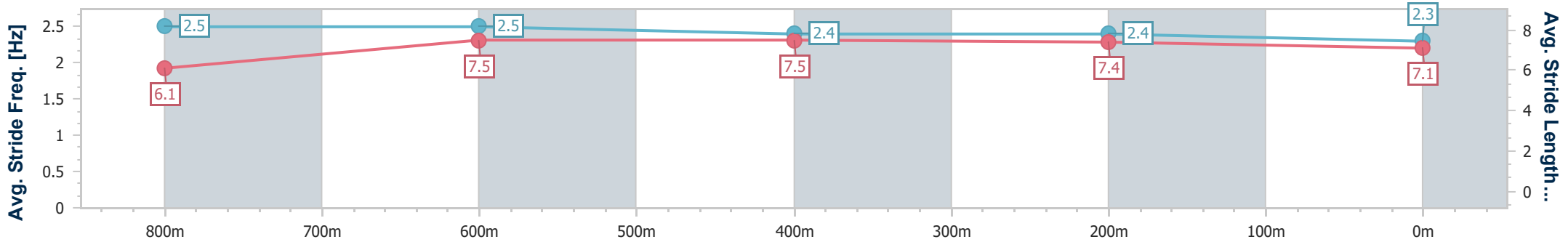
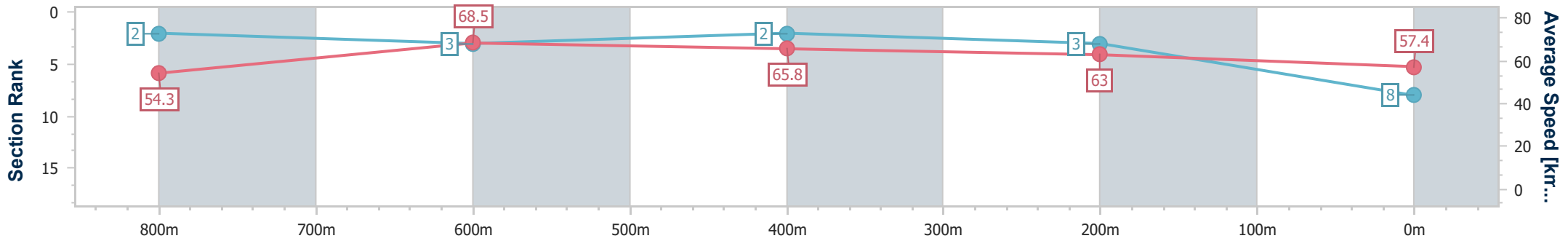
Race 4: SHOWZER BENCHMARK 62 Handicap - 1000m



24 November 2023 - 19:39

Track Rating: Soft 6, Weather: Overcast, Rail Position: +2m Entire

Section	Overall	800m	600m	400m	200m
Section Times	0:58.91 [8] (0:13.26)	0:45.65 [2] (0:10.66)	0:34.99 [3] (0:11.03)	0:23.96 [2] (0:11.41)	0:12.55 [3] (0:12.55)
Average Speed [km/h]	54.3	68.5	65.8	63.0	57.4
Top Speed [km/h]	70.6	70.6	68.2	64.9	60.9
Avg. Dist. to Rail [m]	8.8	4.4	1.1	3.3	3.8
Avg. Stride Freq. [Hz]	2.5	2.5	2.4	2.4	2.3
Avg. Stride Length [m]	6.1	7.5	7.5	7.4	7.1



- [] Ranking at each section and finish
- .-.- No data available at this section
- NA No data available



Horse/Jockey Name	Voulait
Final Rank	9
Fastest Section Time (Section)	0:10.62 (800m)
Top Speed [km/h] (Section)	70.7 (Overall)
Race State	Finished



Sunshine Coast QLD Professional

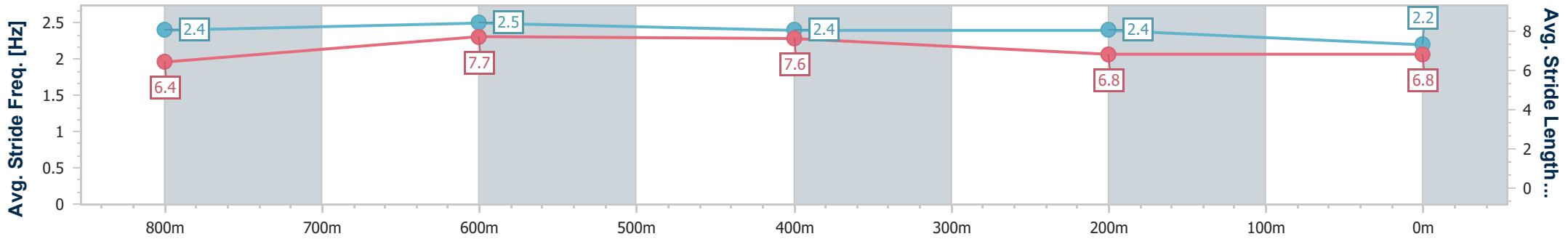
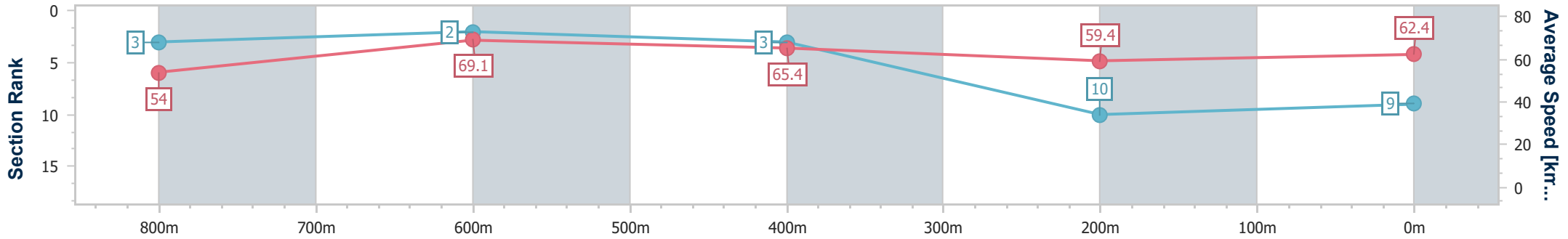
Race 4: SHOWZER BENCHMARK 62 Handicap - 1000m



24 November 2023 - 19:39

Track Rating: Soft 6, Weather: Overcast, Rail Position: +2m Entire

Section	Overall	800m	600m	400m	200m
Section Times	0:58.97 [9] (0:13.28)	0:45.69 [3] (0:10.62)	0:35.07 [2] (0:11.06)	0:24.01 [3] (0:12.31)	0:11.70 [10] (0:11.70)
Average Speed [km/h]	54.0	69.1	65.4	59.4	62.4
Top Speed [km/h]	70.7	70.7	67.3	65.1	63.6
Avg. Dist. to Rail [m]	10.7	4.7	1.1	5.0	4.2
Avg. Stride Freq. [Hz]	2.4	2.5	2.4	2.4	2.2
Avg. Stride Length [m]	6.4	7.7	7.6	6.8	6.8



- [] Ranking at each section and finish
- .-.- No data available at this section
- NA No data available



Horse/Jockey Name	Beefeaters
Final Rank	10
Fastest Section Time (Section)	0:10.71 (800m)
Top Speed [km/h] (Section)	69.8 (800m)
Race State	Finished



Sunshine Coast QLD Professional

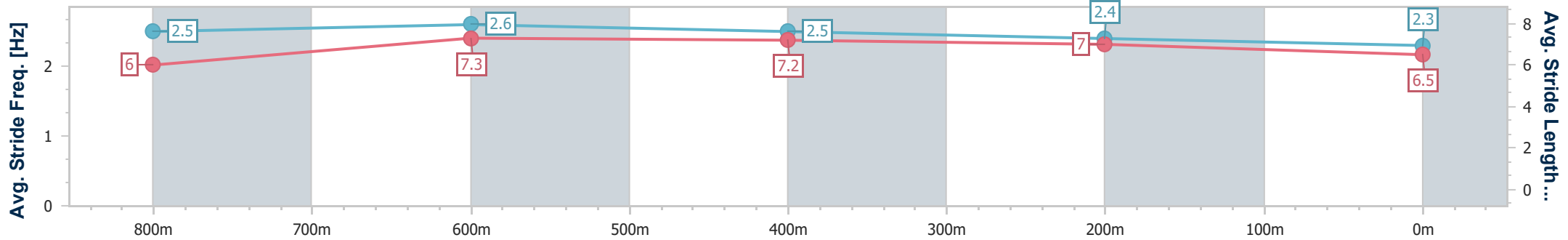
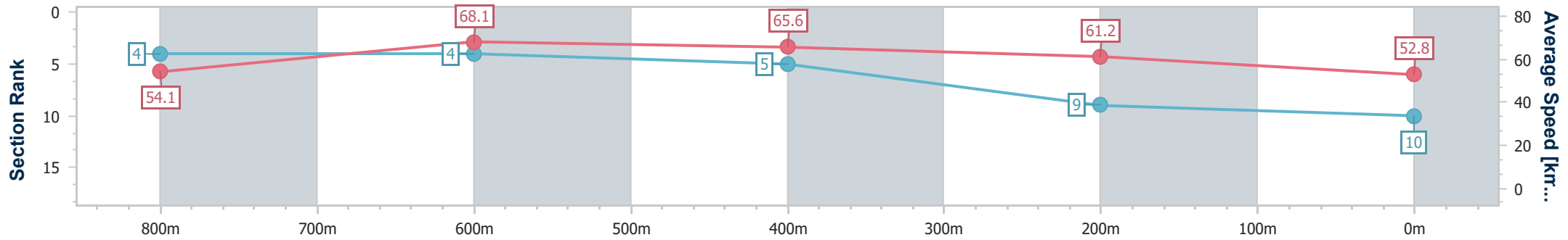
Race 4: SHOWZER BENCHMARK 62 Handicap - 1000m



24 November 2023 - 19:39

Track Rating: Soft 6, Weather: Overcast, Rail Position: +2m Entire

Section	Overall	800m	600m	400m	200m
Section Times	1:00.54 [10] (0:13.31)	0:47.23 [4] (0:10.71)	0:36.52 [4] (0:11.11)	0:25.41 [5] (0:11.81)	0:13.60 [9] (0:13.60)
Average Speed [km/h]	54.1	68.1	65.6	61.2	52.8
Top Speed [km/h]	69.0	69.8	66.8	63.9	57.9
Avg. Dist. to Rail [m]	10.1	4.5	2.3	6.6	7.4
Avg. Stride Freq. [Hz]	2.5	2.6	2.5	2.4	2.3
Avg. Stride Length [m]	6.0	7.3	7.2	7.0	6.5



- [] Ranking at each section and finish
- .-.- No data available at this section
- NA No data available