



# Sunshine Coast QLD Professional

## Race 6: CLAYTON'S TOWING BENCHMARK 58 Handicap - 1600m

24 November 2023 - 20:40



Track Rating: Soft 6, Weather: Overcast, Rail Position: +2m Entire

Section		Overall	1400m	1200m	1000m	800m	600m	400m	Last 600m				
Field Times		1:37.33 (0:13.49)	1:23.84 (0:11.31)	1:12.53 (0:11.60)	1:00.93 (0:11.98)	0:48.95 (0:12.40)	0:36.55 (0:12.03)	0:24.52 (0:11.88)	0:36.55				
Rank	TAB Horse/Jockey	Barrier	Top Speed [km/h]	Fastest Section									Distance Travelled [m]
1	3 <b>BETTER YET</b> Ben Thompson	10	65.8	0:11.39	1:37.33 [1] (0:13.65)	1:23.68 [2] (0:11.39)	1:12.29 [2] (0:11.59)	1:00.70 [2] (0:11.95)	0:48.75 [2] (0:12.33)	0:36.42 [2] (0:11.98)	0:24.44 [2] (0:11.80)	0:36.42	
2	12 <b>FLASH ZARIZ</b> Montanna Savva	6	66.7	0:11.31	1:37.50 [2] (0:13.49)	1:24.01 [1] (0:11.31)	1:12.70 [1] (0:11.60)	1:01.10 [1] (0:11.98)	0:49.12 [1] (0:12.40)	0:36.72 [1] (0:12.03)	0:24.69 [1] (0:11.91)	0:36.72	-1
3	14 <b>TONI TOO</b> Trudy Thornton	3	64.3	0:11.57	1:37.53 [3] (0:13.68)	1:23.85 [3] (0:11.57)	1:12.28 [5] (0:11.59)	1:00.69 [5] (0:11.99)	0:48.70 [5] (0:12.35)	0:36.35 [5] (0:12.13)	0:24.22 [6] (0:11.65)	0:36.35	+5
4	9 <b>SPEED MAP</b> Sean Cormack	15	63.8	0:11.53	1:37.58 [4] (0:14.36)	1:23.22 [9] (0:11.58)	1:11.64 [10] (0:11.53)	1:00.11 [9] (0:11.79)	0:48.32 [9] (0:12.30)	0:36.02 [8] (0:11.84)	0:24.18 [7] (0:11.58)	0:36.02	+2
5	7 <b>ATLANTIC ROYAL</b> Mark Du Plessis	5	64.5	0:11.58	1:37.76 [5] (0:13.91)	1:23.85 [6] (0:11.61)	1:12.24 [6] (0:11.58)	1:00.66 [6] (0:11.90)	0:48.76 [6] (0:12.29)	0:36.47 [6] (0:11.81)	0:24.66 [3] (0:11.86)	0:36.47	+0
6	2 <b>ALL THE SHOPS</b> Jai Williams	13	65.0	0:11.37	1:37.99 [6] (0:13.75)	1:24.24 [5] (0:11.37)	1:12.87 [3] (0:11.54)	1:01.33 [3] (0:12.01)	0:49.32 [3] (0:12.41)	0:36.91 [3] (0:12.09)	0:24.82 [5] (0:11.92)	0:36.91	+6
7	6 <b>ASTERN VILLA</b> Luke Tarrant	2	64.0	0:11.49	1:38.02 [7] (0:13.70)	1:24.32 [4] (0:11.49)	1:12.83 [4] (0:11.53)	1:01.30 [4] (0:12.03)	0:49.27 [4] (0:12.36)	0:36.91 [4] (0:12.03)	0:24.88 [4] (0:11.90)	0:36.91	+1
8	5 <b>STAR CHANCE</b> Robbie Dolan	16	64.2	0:11.54	1:38.02 [8] (0:14.37)	1:23.65 [10] (0:11.54)	1:12.11 [9] (0:11.75)	1:00.36 [10] (0:11.96)	0:48.40 [10] (0:12.16)	0:36.24 [10] (0:11.95)	0:24.29 [10] (0:11.82)	0:36.24	+1
9	15 <b>SKILLED ARTIST</b> Minonette Kennedy	9	65.2	0:11.51	1:38.27 [9] (0:13.96)	1:24.31 [7] (0:11.66)	1:12.65 [7] (0:11.51)	1:01.14 [7] (0:11.91)	0:49.23 [7] (0:12.31)	0:36.92 [7] (0:12.23)	0:24.69 [9] (0:11.92)	0:36.92	+6
10	16 <b>MOTTRAM</b> Taylor Marshall	8	64.1	0:11.55	1:38.42 [10] (0:14.19)	1:24.23 [8] (0:11.67)	1:12.56 [8] (0:11.55)	1:01.01 [8] (0:11.81)	0:49.20 [8] (0:12.37)	0:36.83 [9] (0:11.86)	0:24.97 [8] (0:11.81)	0:36.83	+1

Scratched: Sheza Sniper (#11), Granny's Reward (#4), Spirit's Charm (#1), Glen Massey (#8), Kaboom (#13), Alert And Ready (#10)

[ ] Ranking at each section and finish  
 -:-:- No data available at this section  
 NA No data available

SCN Saddle cloth number  
 DNF Did not finish  
 DNT Did not track



# Sunshine Coast QLD Professional

## Race 6: CLAYTON'S TOWING BENCHMARK 58 Handicap - 1600m

24 November 2023 - 20:40



Track Rating: Soft 6, Weather: Overcast, Rail Position: +2m Entire

Section							200m			Last 600m
Field Times							0:12.64			0:36.55
							(0:12.64)			
Rank	TAB	Horse/Jockey	Barrier	Top Speed [km/h]	Fastest Section	Margin			Distance Travelled [m]	
1	3	<b>BETTER YET</b> Ben Thompson	10	65.8	0:11.39 Overall 1400m	0:12.64 [1] (0:12.64)	1:37.33		0:36.42	
2	12	<b>FLASH ZARIZ</b> Montanna Savva	6	66.7	0:11.31 Overall 1400m	0:12.78 [2] (0:12.78)	0.8L		0:36.72 -1	
3	14	<b>TONI TOO</b> Trudy Thornton	3	64.3	0:11.57 Overall 1400m	0:12.57 [3] (0:12.57)	1L		0:36.35 +5	
4	9	<b>SPEED MAP</b> Sean Cormack	15	63.8	0:11.53 1400m 1200m	0:12.60 [5] (0:12.60)	1.2L		0:36.02 +2	
5	7	<b>ATLANTIC ROYAL</b> Mark Du Plessis	5	64.5	0:11.58 Overall 1200m	0:12.80 [4] (0:12.80)	2.2L		0:36.47 +0	
6	2	<b>ALL THE SHOPS</b> Jai Williams	13	65.0	0:11.37 Overall 1400m	0:12.90 [7] (0:12.90)	3.5L		0:36.91 +6	
7	6	<b>ASTERN VILLA</b> Luke Tarrant	2	64.0	0:11.49 1400m 1400m	0:12.98 [6] (0:12.98)	3.7L		0:36.91 +1	
8	5	<b>STAR CHANCE</b> Robbie Dolan	16	64.2	0:11.54 1400m 1400m	0:12.47 [10] (0:12.47)	3.8L		0:36.24 +1	
9	15	<b>SKILLED ARTIST</b> Minonette Kennedy	9	65.2	0:11.51 Overall 1200m	0:12.77 [9] (0:12.77)	5.1L		0:36.92 +6	
10	16	<b>MOTTRAM</b> Taylor Marshall	8	64.1	0:11.55 1400m 1200m	0:13.16 [8] (0:13.16)	5.9L		0:36.83 +1	

Scratched: Sheza Sniper (#11), Granny's Reward (#4), Spirit's Charm (#1), Glen Massey (#8), Kaboom (#13), Alert And Ready (#10)

[ ] Ranking at each section and finish  
 -:-:- No data available at this section  
 NA No data available

SCN Saddle cloth number  
 DNF Did not finish  
 DNT Did not track



Horse/Jockey Name	Better Yet
Final Rank	1
Fastest Section Time (Section)	0:11.39 (1400m)
Top Speed [km/h] (Section)	65.8 (Overall)
Race State	Finished



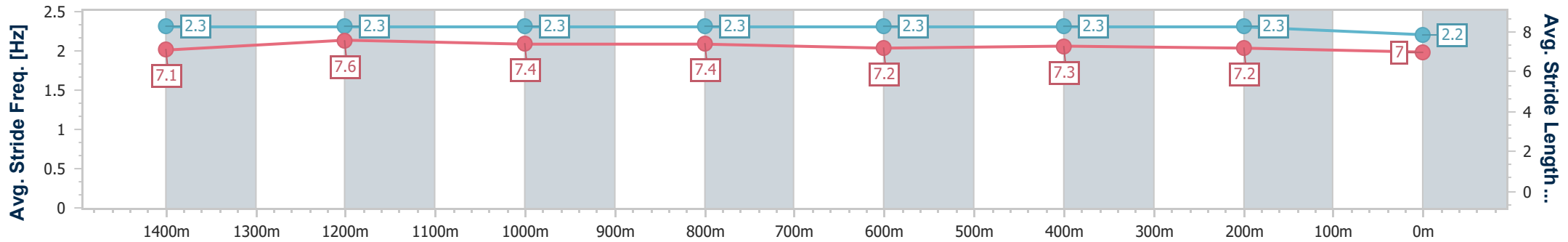
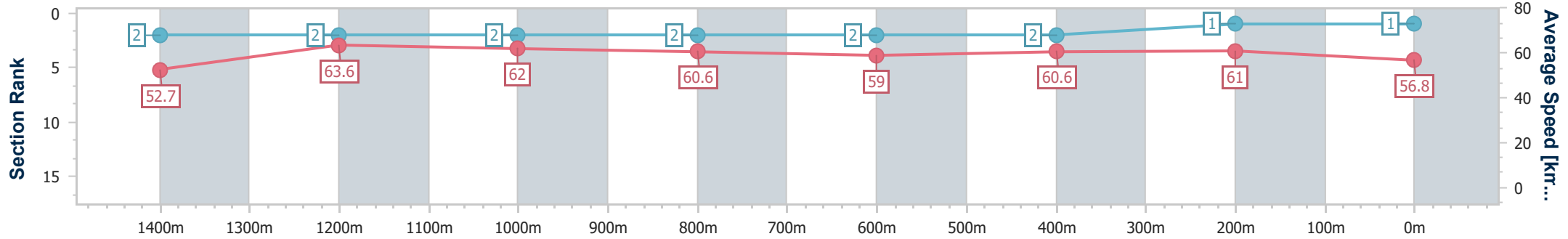
Sunshine Coast QLD Professional  
Race 6: CLAYTON'S TOWING BENCHMARK 58 Handicap - 1600m



24 November 2023 - 20:40

Track Rating: Soft 6, Weather: Overcast, Rail Position: +2m Entire

Section	Overall	1400m	1200m	1000m	800m	600m	400m	200m
Section Times	1:37.33 [1] (0:13.65)	1:23.68 [2] (0:11.39)	1:12.29 [2] (0:11.59)	1:00.70 [2] (0:11.95)	0:48.75 [2] (0:12.33)	0:36.42 [2] (0:11.98)	0:24.44 [2] (0:11.80)	0:12.64 [1] (0:12.64)
Average Speed [km/h]	52.7	63.6	62.0	60.6	59.0	60.6	61.0	56.8
Top Speed [km/h]	65.8	65.6	62.9	62.1	59.5	61.4	61.8	59.2
Avg. Dist. to Rail [m]	8.1	2.9	2.3	2.0	1.3	1.4	3.9	6.3
Avg. Stride Freq. [Hz]	2.3	2.3	2.3	2.3	2.3	2.3	2.3	2.2
Avg. Stride Length [m]	7.1	7.6	7.4	7.4	7.2	7.3	7.2	7.0



- [ ] Ranking at each section and finish
- .-.-.- No data available at this section
- NA No data available



Horse/Jockey Name	Flash Zariz
Final Rank	2
Fastest Section Time (Section)	0:11.31 (1400m)
Top Speed [km/h] (Section)	66.7 (Overall)
Race State	Finished



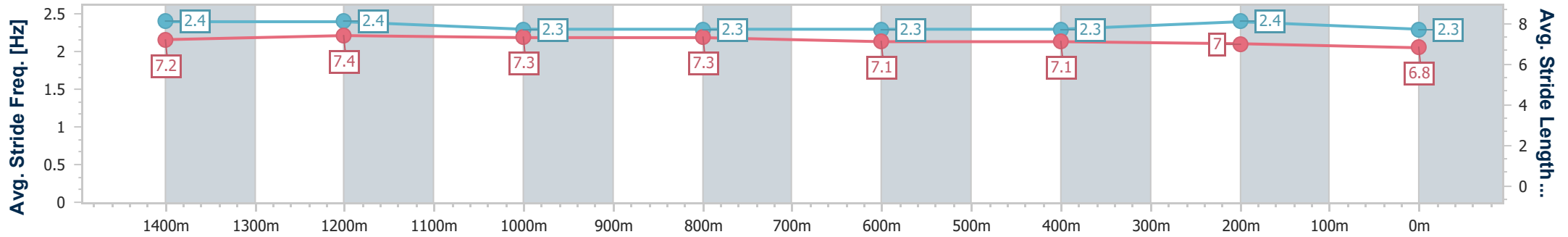
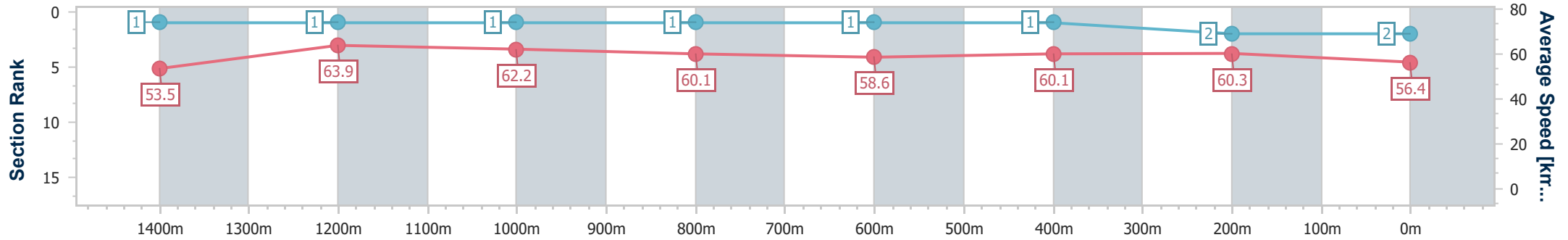
Sunshine Coast QLD Professional  
Race 6: CLAYTON'S TOWING BENCHMARK 58 Handicap - 1600m



24 November 2023 - 20:40

Track Rating: Soft 6, Weather: Overcast, Rail Position: +2m Entire

Section	Overall	1400m	1200m	1000m	800m	600m	400m	200m
Section Times	1:37.50 [2] (0:13.49)	1:24.01 [1] (0:11.31)	1:12.70 [1] (0:11.60)	1:01.10 [1] (0:11.98)	0:49.12 [1] (0:12.40)	0:36.72 [1] (0:12.03)	0:24.69 [1] (0:11.91)	0:12.78 [2] (0:12.78)
Average Speed [km/h]	53.5	63.9	62.2	60.1	58.6	60.1	60.3	56.4
Top Speed [km/h]	66.7	66.2	62.7	61.9	59.2	60.8	60.8	59.6
Avg. Dist. to Rail [m]	6.8	2.3	2.2	2.1	1.3	0.3	2.2	5.0
Avg. Stride Freq. [Hz]	2.4	2.4	2.3	2.3	2.3	2.3	2.4	2.3
Avg. Stride Length [m]	7.2	7.4	7.3	7.3	7.1	7.1	7.0	6.8



- [ ] Ranking at each section and finish
- .-.- No data available at this section
- NA No data available



Horse/Jockey Name	Toni Too
Final Rank	3
Fastest Section Time (Section)	0:11.57 (1400m)
Top Speed [km/h] (Section)	64.3 (Overall)
Race State	Finished



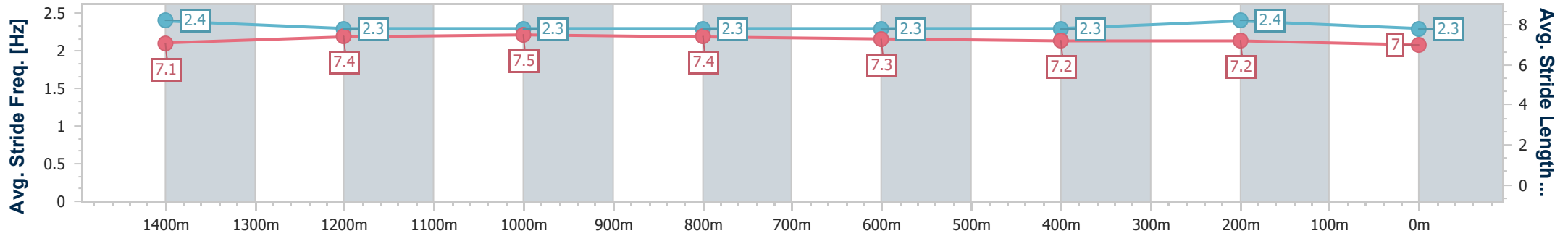
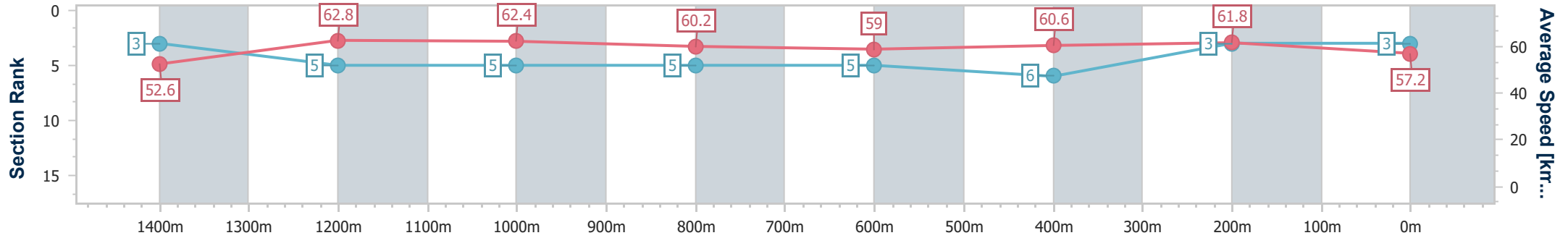
Sunshine Coast QLD Professional  
Race 6: CLAYTON'S TOWING BENCHMARK 58 Handicap - 1600m



24 November 2023 - 20:40

Track Rating: Soft 6, Weather: Overcast, Rail Position: +2m Entire

Section	Overall	1400m	1200m	1000m	800m	600m	400m	200m
Section Times	1:37.53 [3] (0:13.68)	1:23.85 [3] (0:11.57)	1:12.28 [5] (0:11.59)	1:00.69 [5] (0:11.99)	0:48.70 [5] (0:12.35)	0:36.35 [5] (0:12.13)	0:24.22 [6] (0:11.65)	0:12.57 [3] (0:12.57)
Average Speed [km/h]	52.6	62.8	62.4	60.2	59.0	60.6	61.8	57.2
Top Speed [km/h]	64.3	63.7	63.5	61.8	59.8	61.8	63.4	59.8
Avg. Dist. to Rail [m]	5.3	3.4	3.5	2.9	2.2	3.0	8.3	9.6
Avg. Stride Freq. [Hz]	2.4	2.3	2.3	2.3	2.3	2.3	2.4	2.3
Avg. Stride Length [m]	7.1	7.4	7.5	7.4	7.3	7.2	7.2	7.0



- [ ] Ranking at each section and finish
- .-.- No data available at this section
- NA No data available



Horse/Jockey Name	Speed Map
Final Rank	4
Fastest Section Time (Section)	0:11.53 (1200m)
Top Speed [km/h] (Section)	63.8 (1400m)
Race State	Finished



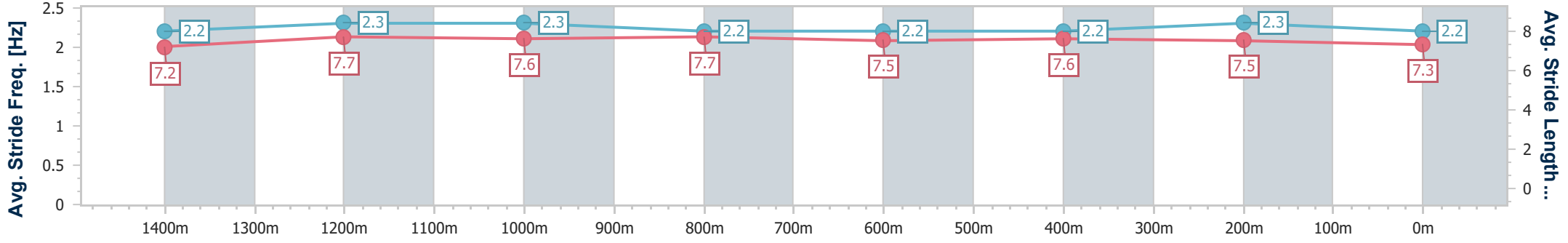
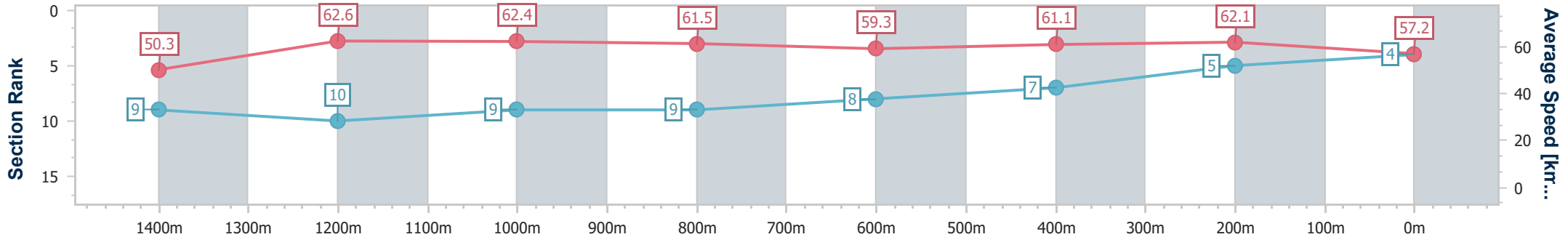
Sunshine Coast QLD Professional  
Race 6: CLAYTON'S TOWING BENCHMARK 58 Handicap - 1600m



24 November 2023 - 20:40

Track Rating: Soft 6, Weather: Overcast, Rail Position: +2m Entire

Section	Overall	1400m	1200m	1000m	800m	600m	400m	200m						
Section Times	1:37.58 [4] (0:14.36)	1:23.22 [9] (0:11.58)	1:11.64 [10] (0:11.53)	1:00.11 [9] (0:11.79)	0:48.32 [9] (0:12.30)	0:36.02 [8] (0:11.84)	0:24.18 [7] (0:11.58)	0:12.60 [5] (0:12.60)						
Average Speed [km/h]	50.3	62.6	62.4	61.5	59.3	61.1	62.1	57.2						
Top Speed [km/h]	63.1	63.8	63.2	63.4	59.8	62.9	63.1	60.3						
Avg. Dist. to Rail [m]	8.7	2.8	2.4	2.7	1.8	1.0	4.7	7.4						
Avg. Stride Freq. [Hz]	2.2	2.3	2.3	2.2	2.2	2.2	2.3	2.2						
Avg. Stride Length [m]	7.2	7.7	7.6	7.7	7.5	7.6	7.5	7.3						



- [ ] Ranking at each section and finish
- .-.- No data available at this section
- NA No data available



Horse/Jockey Name	Atlantic Royal
Final Rank	5
Fastest Section Time (Section)	0:11.58 (1200m)
Top Speed [km/h] (Section)	64.5 (Overall)
Race State	Finished



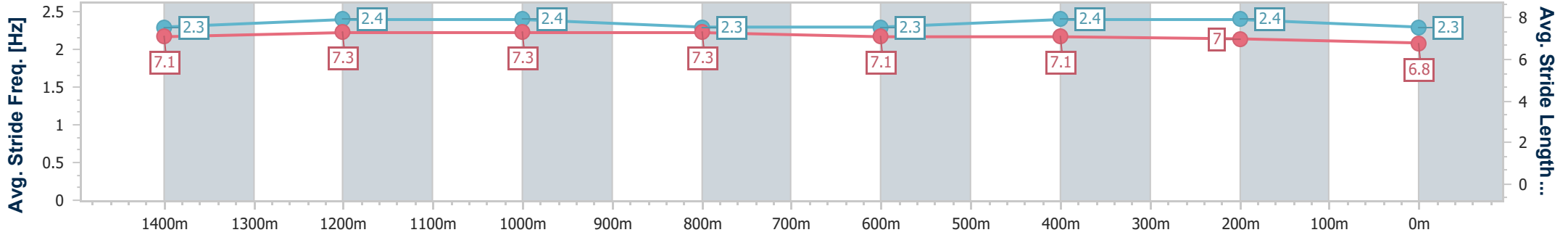
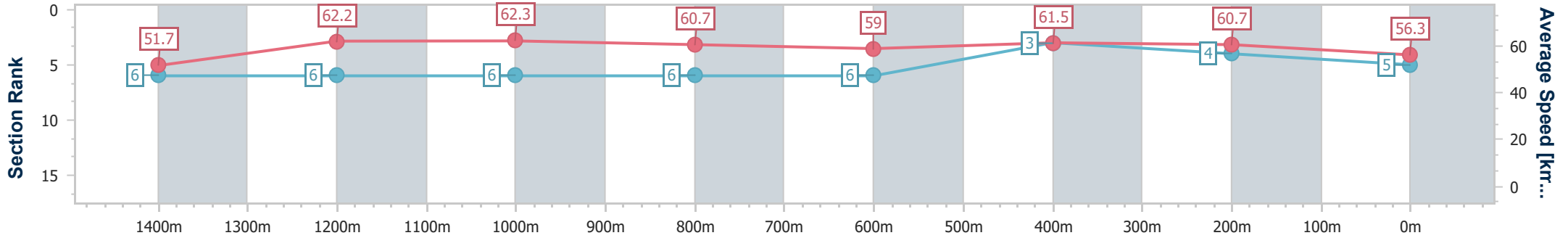
Sunshine Coast QLD Professional  
Race 6: CLAYTON'S TOWING BENCHMARK 58 Handicap - 1600m



24 November 2023 - 20:40

Track Rating: Soft 6, Weather: Overcast, Rail Position: +2m Entire

Section	Overall	1400m	1200m	1000m	800m	600m	400m	200m
Section Times	1:37.76 [5] (0:13.91)	1:23.85 [6] (0:11.61)	1:12.24 [6] (0:11.58)	1:00.66 [6] (0:11.90)	0:48.76 [6] (0:12.29)	0:36.47 [6] (0:11.81)	0:24.66 [3] (0:11.86)	0:12.80 [4] (0:12.80)
Average Speed [km/h]	51.7	62.2	62.3	60.7	59.0	61.5	60.7	56.3
Top Speed [km/h]	64.5	64.0	62.6	62.2	60.0	63.2	62.4	59.5
Avg. Dist. to Rail [m]	5.4	2.4	1.5	1.5	1.1	1.6	5.5	7.0
Avg. Stride Freq. [Hz]	2.3	2.4	2.4	2.3	2.3	2.4	2.4	2.3
Avg. Stride Length [m]	7.1	7.3	7.3	7.3	7.1	7.1	7.0	6.8



- [ ] Ranking at each section and finish
- .-.- No data available at this section
- NA No data available



Horse/Jockey Name	All The Shops
Final Rank	6
Fastest Section Time (Section)	0:11.37 (1400m)
Top Speed [km/h] (Section)	65.0 (Overall)
Race State	Finished



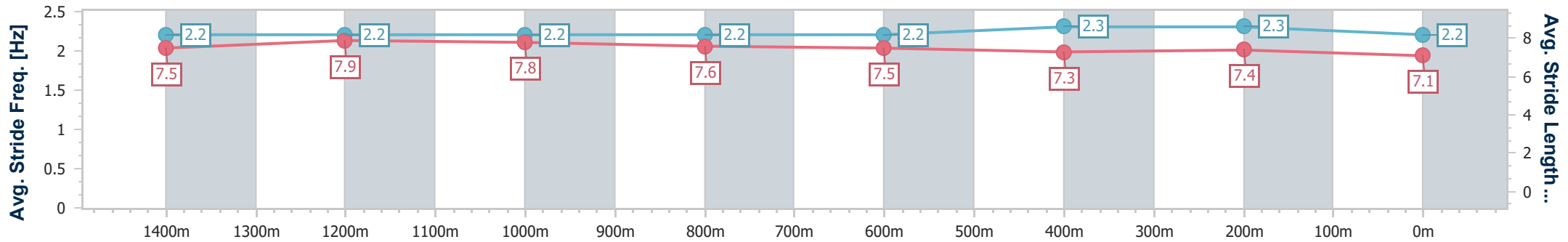
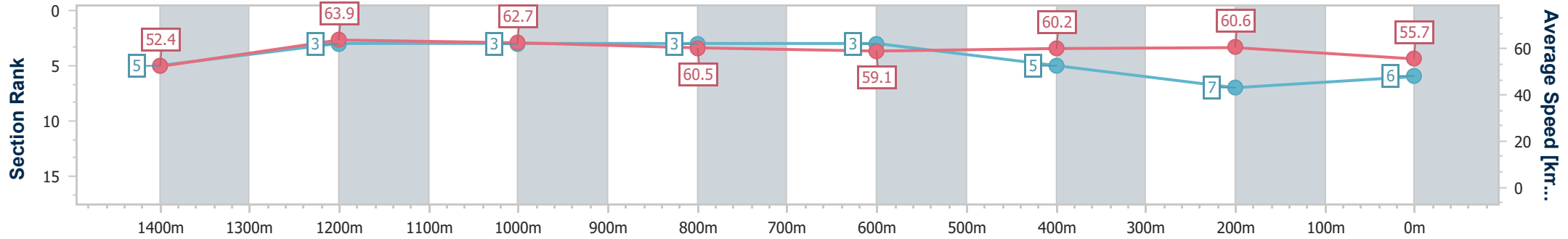
Sunshine Coast QLD Professional  
Race 6: CLAYTON'S TOWING BENCHMARK 58 Handicap - 1600m



24 November 2023 - 20:40

Track Rating: Soft 6, Weather: Overcast, Rail Position: +2m Entire

Section	Overall	1400m	1200m	1000m	800m	600m	400m	200m
Section Times	1:37.99 [6] (0:13.75)	1:24.24 [5] (0:11.37)	1:12.87 [3] (0:11.54)	1:01.33 [3] (0:12.01)	0:49.32 [3] (0:12.41)	0:36.91 [3] (0:12.09)	0:24.82 [5] (0:11.92)	0:12.90 [7] (0:12.90)
Average Speed [km/h]	52.4	63.9	62.7	60.5	59.1	60.2	60.6	55.7
Top Speed [km/h]	65.0	65.0	63.8	62.1	59.7	61.3	62.1	58.1
Avg. Dist. to Rail [m]	9.6	4.3	3.8	3.9	3.1	2.1	6.3	6.5
Avg. Stride Freq. [Hz]	2.2	2.2	2.2	2.2	2.2	2.3	2.3	2.2
Avg. Stride Length [m]	7.5	7.9	7.8	7.6	7.5	7.3	7.4	7.1



- [ ] Ranking at each section and finish
- .-.- No data available at this section
- NA No data available





Horse/Jockey Name	Astern Villa
Final Rank	7
Fastest Section Time (Section)	0:11.49 (1400m)
Top Speed [km/h] (Section)	64.0 (1400m)
Race State	Finished



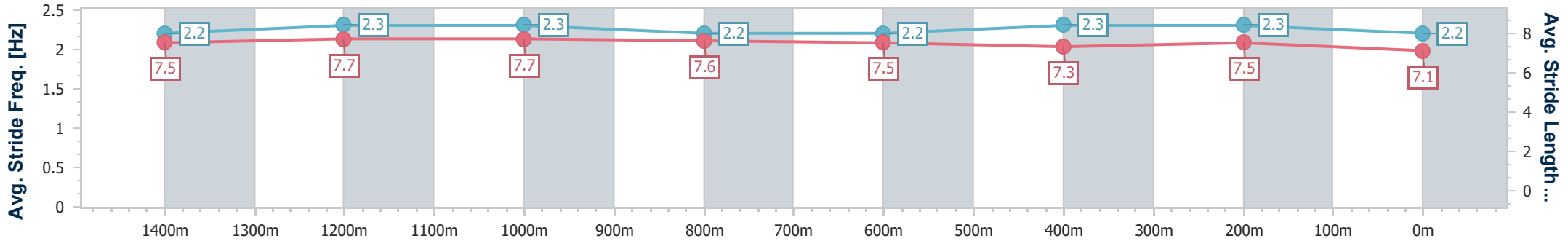
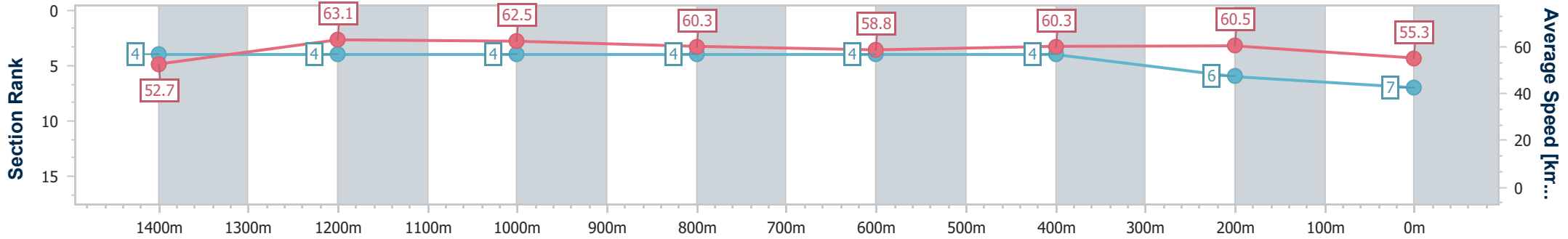
Sunshine Coast QLD Professional  
Race 6: CLAYTON'S TOWING BENCHMARK 58 Handicap - 1600m



24 November 2023 - 20:40

Track Rating: Soft 6, Weather: Overcast, Rail Position: +2m Entire

Section	Overall	1400m	1200m	1000m	800m	600m	400m	200m					
Section Times	1:38.02 [7] (0:13.70)	1:24.32 [4] (0:11.49)	1:12.83 [4] (0:11.53)	1:01.30 [4] (0:12.03)	0:49.27 [4] (0:12.36)	0:36.91 [4] (0:12.03)	0:24.88 [4] (0:11.90)	0:12.98 [6] (0:12.98)					
Average Speed [km/h]	52.7	63.1	62.5	60.3	58.8	60.3	60.5	55.3					
Top Speed [km/h]	63.3	64.0	63.6	61.8	60.0	61.4	62.4	58.5					
Avg. Dist. to Rail [m]	3.9	2.3	2.7	2.1	1.8	0.9	3.3	5.2					
Avg. Stride Freq. [Hz]	2.2	2.3	2.3	2.2	2.2	2.3	2.3	2.2					
Avg. Stride Length [m]	7.5	7.7	7.7	7.6	7.5	7.3	7.5	7.1					



- [ ] Ranking at each section and finish
- .-.- No data available at this section
- NA No data available



Horse/Jockey Name	Star Chance
Final Rank	8
Fastest Section Time (Section)	0:11.54 (1400m)
Top Speed [km/h] (Section)	64.2 (1400m)
Race State	Finished



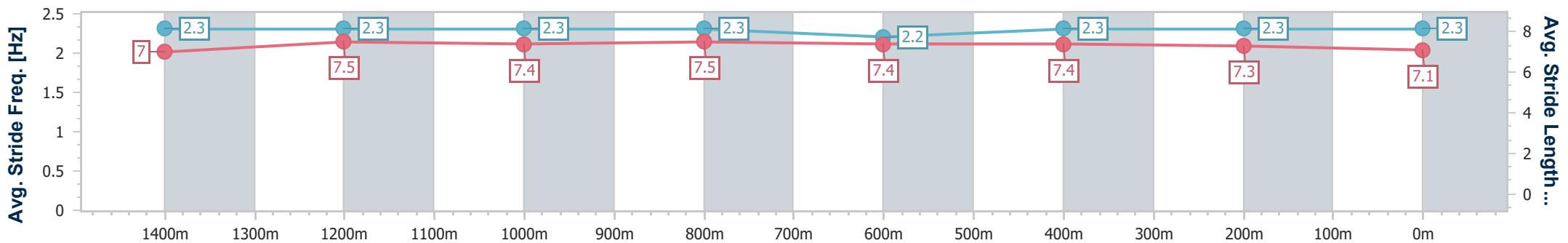
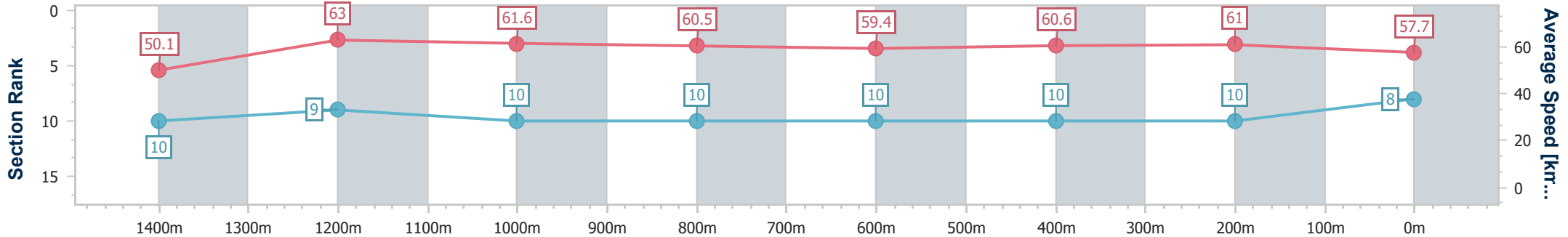
Sunshine Coast QLD Professional  
Race 6: CLAYTON'S TOWING BENCHMARK 58 Handicap - 1600m



24 November 2023 - 20:40

Track Rating: Soft 6, Weather: Overcast, Rail Position: +2m Entire

Section	Overall	1400m	1200m	1000m	800m	600m	400m	200m
Section Times	1:38.02 [8] (0:14.37)	1:23.65 [10] (0:11.54)	1:12.11 [9] (0:11.75)	1:00.36 [10] (0:11.96)	0:48.40 [10] (0:12.16)	0:36.24 [10] (0:11.95)	0:24.29 [10] (0:11.82)	0:12.47 [10] (0:12.47)
Average Speed [km/h]	50.1	63.0	61.6	60.5	59.4	60.6	61.0	57.7
Top Speed [km/h]	63.0	64.2	62.8	61.8	60.5	61.3	61.8	59.4
Avg. Dist. to Rail [m]	11.0	4.0	3.5	3.1	0.8	0.9	7.2	9.5
Avg. Stride Freq. [Hz]	2.3	2.3	2.3	2.3	2.2	2.3	2.3	2.3
Avg. Stride Length [m]	7.0	7.5	7.4	7.5	7.4	7.4	7.3	7.1



- [ ] Ranking at each section and finish
- .-.- No data available at this section
- NA No data available



Horse/Jockey Name	Skilled Artist
Final Rank	9
Fastest Section Time (Section)	0:11.51 (1200m)
Top Speed [km/h] (Section)	65.2 (Overall)
Race State	Finished



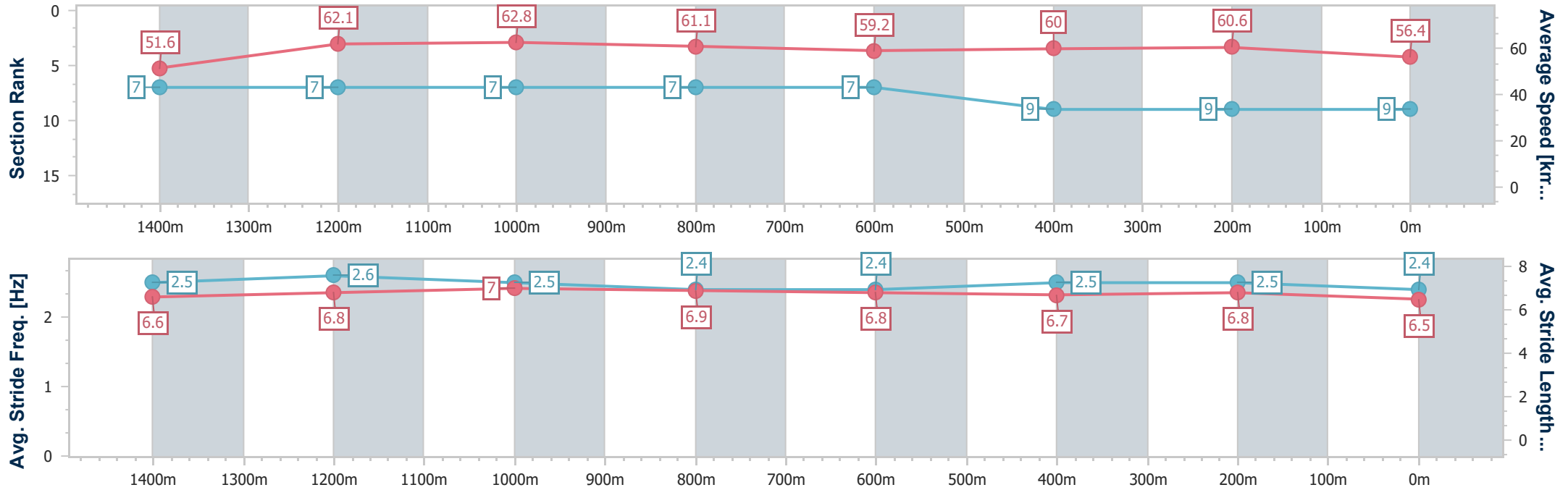
Sunshine Coast QLD Professional  
Race 6: CLAYTON'S TOWING BENCHMARK 58 Handicap - 1600m



24 November 2023 - 20:40

Track Rating: Soft 6, Weather: Overcast, Rail Position: +2m Entire

Section	Overall	1400m	1200m	1000m	800m	600m	400m	200m
Section Times	1:38.27 [9] (0:13.96)	1:24.31 [7] (0:11.66)	1:12.65 [7] (0:11.51)	1:01.14 [7] (0:11.91)	0:49.23 [7] (0:12.31)	0:36.92 [7] (0:12.23)	0:24.69 [9] (0:11.92)	0:12.77 [9] (0:12.77)
Average Speed [km/h]	51.6	62.1	62.8	61.1	59.2	60.0	60.6	56.4
Top Speed [km/h]	65.2	64.0	63.5	62.6	59.9	61.2	61.4	58.9
Avg. Dist. to Rail [m]	7.5	3.4	2.9	2.9	2.2	3.7	7.5	8.9
Avg. Stride Freq. [Hz]	2.5	2.6	2.5	2.4	2.4	2.5	2.5	2.4
Avg. Stride Length [m]	6.6	6.8	7.0	6.9	6.8	6.7	6.8	6.5



- [ ] Ranking at each section and finish
- .-.- No data available at this section
- NA No data available



Horse/Jockey Name	Mottram
Final Rank	10
Fastest Section Time (Section)	0:11.55 (1200m)
Top Speed [km/h] (Section)	64.1 (1400m)
Race State	Finished



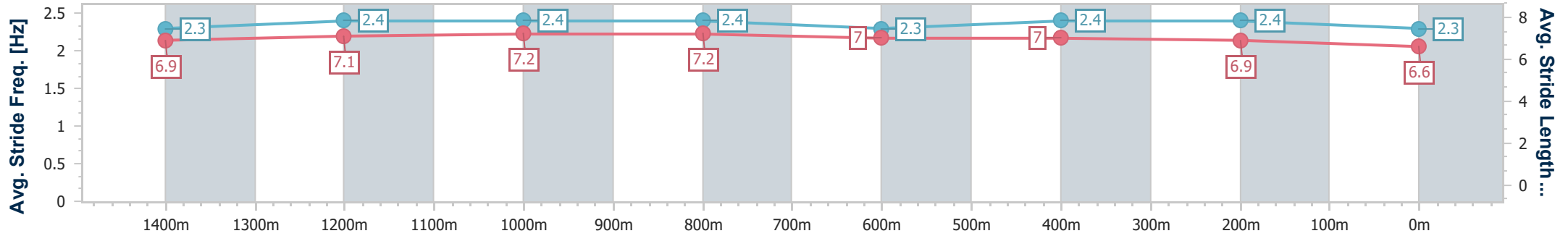
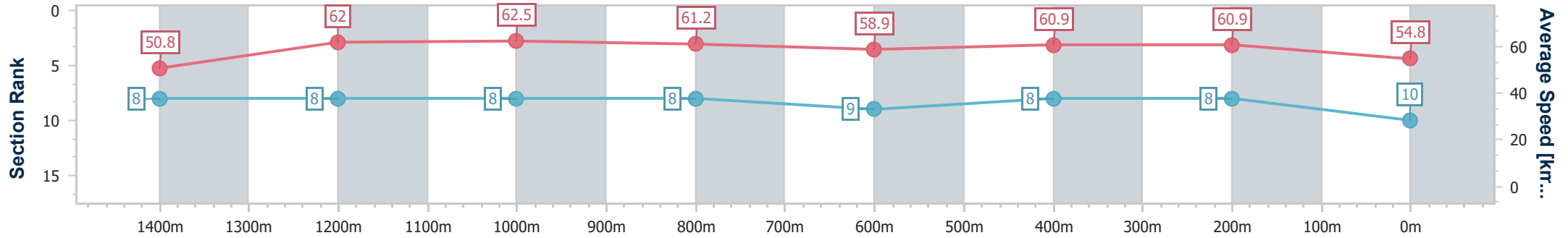
Sunshine Coast QLD Professional  
Race 6: CLAYTON'S TOWING BENCHMARK 58 Handicap - 1600m



24 November 2023 - 20:40

Track Rating: Soft 6, Weather: Overcast, Rail Position: +2m Entire

Section	Overall	1400m	1200m	1000m	800m	600m	400m	200m
Section Times	1:38.42 [10] (0:14.19)	1:24.23 [8] (0:11.67)	1:12.56 [8] (0:11.55)	1:01.01 [8] (0:11.81)	0:49.20 [8] (0:12.37)	0:36.83 [9] (0:11.86)	0:24.97 [8] (0:11.81)	0:13.16 [8] (0:13.16)
Average Speed [km/h]	50.8	62.0	62.5	61.2	58.9	60.9	60.9	54.8
Top Speed [km/h]	63.9	64.1	63.4	63.1	59.6	62.7	62.8	58.3
Avg. Dist. to Rail [m]	6.2	2.5	2.3	2.3	1.7	0.8	4.0	5.4
Avg. Stride Freq. [Hz]	2.3	2.4	2.4	2.4	2.3	2.4	2.4	2.3
Avg. Stride Length [m]	6.9	7.1	7.2	7.2	7.0	7.0	6.9	6.6



- [ ] Ranking at each section and finish
- .-.- No data available at this section
- NA No data available