



# Toowoomba QLD Professional

## Race 1: EASTCOAST CONCRETE CONTRACTORS Class 1 Handicap - 1300m

25 November 2023 - 17:08



Track Rating: Soft 5, Weather: Overcast, Rail Position: Out 2.5 metres 1600-1400; Out 1 metre Remainder.

Section											Last 600m		
Field Times											0:36.17		
	Overall	1200m	1000m	800m	600m	400m							
	1:19.78 (0:08.42)	1:11.36 (0:11.37)	0:59.99 (0:11.76)	0:48.23 (0:12.06)	0:36.17 (0:12.06)	0:24.11 (0:11.94)							
Rank	TAB	Horse/Jockey	Barrier	Top Speed [km/h]	Fastest Section							Distance Travelled [m]	
1	7	<b>BY BY BEAN</b> Alisha Donald	2	65.7 1200m	0:08.62 Overall	1:19.78 [1] (0:08.62)	1:11.16 [3] (0:11.18)	0:59.98 [2] (0:11.75)	0:48.23 [1] (0:12.06)	0:36.17 [1] (0:12.06)	0:24.11 [1] (0:11.94)	0:36.17	
2	5	<b>BADGERS NUTS</b> Jaden Lloyd	11	65.8 1200m	0:08.71 Overall	1:19.98 [2] (0:08.71)	1:11.27 [5] (0:11.30)	0:59.97 [3] (0:11.80)	0:48.17 [4] (0:12.19)	0:35.98 [6] (0:12.19)	0:23.79 [5] (0:11.75)	0:35.98	+19
3	11	<b>ZOU ZOUAMORE</b> Tyler Leslight	15	65.9 1200m	0:09.09 Overall	1:20.03 [3] (0:09.09)	1:10.94 [9] (0:11.17)	0:59.77 [6] (0:11.50)	0:48.27 [3] (0:12.01)	0:36.26 [3] (0:12.05)	0:24.21 [2] (0:11.97)	0:36.26	+15
4	4	<b>MR WANDJI</b> Nozi Tomizawa	9	64.2 1200m	0:08.42 Overall	1:20.08 [4] (0:08.42)	1:11.66 [1] (0:11.37)	1:00.29 [1] (0:11.94)	0:48.35 [2] (0:11.91)	0:36.44 [2] (0:12.26)	0:24.18 [4] (0:12.04)	0:36.44	+12
5	9	<b>IT'SMEMARIO</b> Gary Geran	10	63.6 600m	0:08.82 Overall	1:20.11 [5] (0:08.82)	1:11.29 [8] (0:11.85)	0:59.44 [10] (0:11.95)	0:47.49 [9] (0:11.86)	0:35.63 [9] (0:11.87)	0:23.76 [8] (0:11.83)	0:35.63	+14
6	3	<b>JOY MCCOY</b> Les Tilley	8	65.1 1200m	0:09.25 Overall	1:20.20 [6] (0:09.25)	1:10.95 [11] (0:11.41)	0:59.54 [9] (0:12.07)	0:47.47 [10] (0:11.95)	0:35.52 [10] (0:11.85)	0:23.67 [11] (0:11.66)	0:35.52	+3
7	10	<b>SCAPINI</b> Anthony Allen	5	63.8 1200m	0:08.53 Overall	1:20.24 [7] (0:08.53)	1:11.71 [2] (0:11.49)	1:00.22 [4] (0:12.03)	0:48.19 [6] (0:11.89)	0:36.30 [4] (0:11.91)	0:24.39 [3] (0:12.13)	0:36.30	+0
8	6	<b>DARLHISMA</b> Chris Whiteley	6	63.6 1200m	0:08.82 Overall	1:20.64 [8] (0:08.82)	1:11.82 [7] (0:11.53)	1:00.29 [8] (0:12.01)	0:48.28 [7] (0:11.89)	0:36.39 [7] (0:11.98)	0:24.41 [7] (0:11.95)	0:36.39	+5
9	14	<b>CONTESSA NILE</b> Sariah Champkin	13	64.1 1200m	0:08.74 Overall	1:20.69 [9] (0:08.74)	1:11.95 [6] (0:11.57)	1:00.38 [7] (0:12.24)	0:48.14 [8] (0:11.91)	0:36.23 [8] (0:11.90)	0:24.33 [9] (0:12.13)	0:36.23	+16
10	13	<b>LYNCHED</b> Josh Adams	4	63.0 800m	0:09.15 Overall	1:21.42 [10] (0:09.15)	1:12.27 [10] (0:11.69)	1:00.58 [11] (0:12.14)	0:48.44 [11] (0:11.74)	0:36.70 [11] (0:11.72)	0:24.98 [10] (0:12.28)	0:36.70	+6

Scratched: Chance With Wolves (#2), Good'n'lucky (#8), Beebee Dazzler (#1), Await The Storm (#15), My Moses (#16)



**Toowoomba QLD Professional**  
**Race 1: EASTCOAST CONCRETE CONTRACTORS Class 1 Handicap -**  
**1300m**  
**25 November 2023 - 17:08**



Track Rating: Soft 5, Weather: Overcast, Rail Position: Out 2.5 metres 1600-1400; Out 1 metre Remainder.

Section	Overall	1200m	1000m	800m	600m	400m	Last 600m
Field Times	1:19.78 (0:08.42)	1:11.36 (0:11.37)	0:59.99 (0:11.76)	0:48.23 (0:12.06)	0:36.17 (0:12.06)	0:24.11 (0:11.94)	0:36.17

Rank	TAB	Horse/Jockey	Barrier	Top Speed [km/h]	Fastest Section	Distance Travelled [m]
11	12	MONACO DELUXE	3	64.0	0:08.71	
		Noriyuki Nishio		1200m	Overall	

Overall	1200m	1000m	800m	600m	400m	Last 600m
1:23.10 [11]	1:14.39 [4]	1:03.00 [5]	0:51.12 [5]	0:39.14 [5]	0:26.90 [6]	0:39.14
(0:08.71)	(0:11.39)	(0:11.88)	(0:11.98)	(0:12.24)	(0:13.06)	+1

Scratched: Chance With Wolves (#2), Good'n'lucky (#8), Beebee Dazzler (#1), Await The Storm (#15), My Moses (#16)



**Toowoomba QLD Professional**  
**Race 1: EASTCOAST CONCRETE CONTRACTORS Class 1 Handicap -**  
**1300m**  
**25 November 2023 - 17:08**



Track Rating: Soft 5, Weather: Overcast, Rail Position: Out 2.5 metres 1600-1400; Out 1 metre Remainder.

Section				200m				Last 600m	
Field Times				0:12.17				0:36.17	
				(0:12.17)					
Rank	TAB	Horse/Jockey	Barrier	Top Speed [km/h]	Fastest Section	Margin			Distance Travelled [m]
1	7	<b>BY BY BEAN</b>	2	65.7	0:08.62	0:12.17 [1]	1:19.78		0:36.17
		Alisha Donald		1200m	Overall	(0:12.17)			
2	5	<b>BADGERS NUTS</b>	11	65.8	0:08.71	0:12.04 [4]	1L		0:35.98 +19
		Jaden Lloyd		1200m	Overall	(0:12.04)			
3	11	<b>ZOU ZOUAMORE</b>	15	65.9	0:09.09	0:12.24 [2]	1.2L		0:36.26 +15
		Tyler Leslight		1200m	Overall	(0:12.24)			
4	4	<b>MR WANDJI</b>	9	64.2	0:08.42	0:12.14 [3]	1.4L		0:36.44 +12
		Nozi Tomizawa		1200m	Overall	(0:12.14)			
5	9	<b>IT'SMEMARIO</b>	10	63.6	0:08.82	0:11.93 [6]	1.6L		0:35.63 +14
		Gary Geran		600m	Overall	(0:11.93)			
6	3	<b>JOY MCCOY</b>	8	65.1	0:09.25	0:12.01 [8]	2.1L		0:35.52 +3
		Les Tilley		1200m	Overall	(0:12.01)			
7	10	<b>SCAPINI</b>	5	63.8	0:08.53	0:12.26 [5]	2.3L		0:36.30 +0
		Anthony Allen		1200m	Overall	(0:12.26)			
8	6	<b>DARLHISMA</b>	6	63.6	0:08.82	0:12.46 [7]	4.6L		0:36.39 +5
		Chris Whiteley		1200m	Overall	(0:12.46)			
9	14	<b>CONTESSA NILE</b>	13	64.1	0:08.74	0:12.20 [9]	4.8L		0:36.23 +16
		Sariah Champkin		1200m	Overall	(0:12.20)			
10	13	<b>LYNCHED</b>	4	63.0	0:09.15	0:12.70 [10]	9.1L		0:36.70 +6
		Josh Adams		800m	Overall	(0:12.70)			

Scratched: Chance With Wolves (#2), Good'n'lucky (#8), Beebee Dazzler (#1), Await The Storm (#15), My Moses (#16)

[ ] Ranking at each section and finish  
 -:-:- No data available at this section  
 NA No data available

SCN Saddle cloth number  
 DNF Did not finish  
 DNT Did not track



**Toowoomba QLD Professional**  
**Race 1: EASTCOAST CONCRETE CONTRACTORS Class 1 Handicap -**  
**1300m**  
**25 November 2023 - 17:08**



Track Rating: Soft 5, Weather: Overcast, Rail Position: Out 2.5 metres 1600-1400; Out 1 metre Remainder.

Section		200m		Last 600m		
Field Times		0:12.17 (0:12.17)		0:36.17		
Rank	TAB Horse/Jockey	Barrier	Top Speed [km/h]	Fastest Section	Margin	Distance Travelled [m]
11	12 MONACO DELUXE	3	64.0	0:08.71	0:13.84 [11]	18.9L
	Noriyuki Nishio		1200m	Overall	(0:13.84)	0:39.14 +1

Scratched: Chance With Wolves (#2), Good'n'lucky (#8), Beebee Dazzler (#1), Await The Storm (#15), My Moses (#16)

[ ] Ranking at each section and finish  
 -:-:-:- No data available at this section  
 NA No data available

SCN Saddle cloth number  
 DNF Did not finish  
 DNT Did not track



Horse/Jockey Name	By By Bean
Final Rank	1
Fastest Section Time (Section)	0:08.62 (Overall)
Top Speed [km/h] (Section)	65.7 (1200m)
Race State	Finished



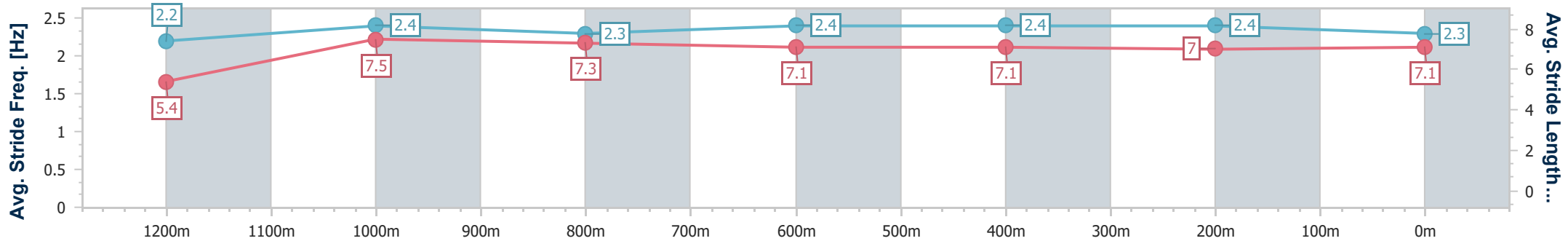
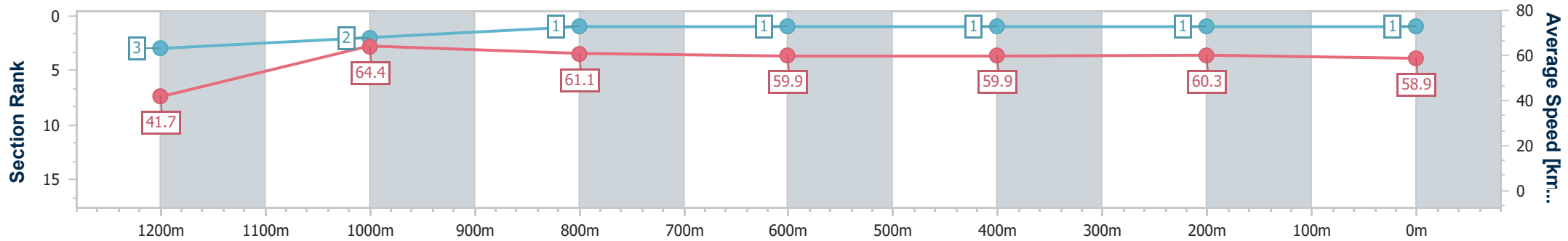
Toowoomba QLD Professional  
Race 1: EASTCOAST CONCRETE CONTRACTORS Class 1  
Handicap - 1300m



25 November 2023 - 17:08

Track Rating: Soft 5, Weather: Overcast, Rail Position: Out 2.5 metres 1600-1400; Out 1 metre Remainder.

Section	Overall	1200m	1000m	800m	600m	400m	200m
Section Times	1:19.78 [1] (0:08.62)	1:11.16 [3] (0:11.18)	0:59.98 [2] (0:11.75)	0:48.23 [1] (0:12.06)	0:36.17 [1] (0:12.06)	0:24.11 [1] (0:11.94)	0:12.17 [1] (0:12.17)
Average Speed [km/h]	41.7	64.4	61.1	59.9	59.9	60.3	58.9
Top Speed [km/h]	64.1	65.7	62.9	61.8	61.4	61.4	60.6
Avg. Dist. to Rail [m]	1.9	0.9	1.4	1.2	1.0	0.4	0.9
Avg. Stride Freq. [Hz]	2.2	2.4	2.3	2.4	2.4	2.4	2.3
Avg. Stride Length [m]	5.4	7.5	7.3	7.1	7.1	7.0	7.1



- [ ] Ranking at each section and finish
- .-.- No data available at this section
- NA No data available



Horse/Jockey Name	Badgers Nuts
Final Rank	2
Fastest Section Time (Section)	0:08.71 (Overall)
Top Speed [km/h] (Section)	65.8 (1200m)
Race State	Finished



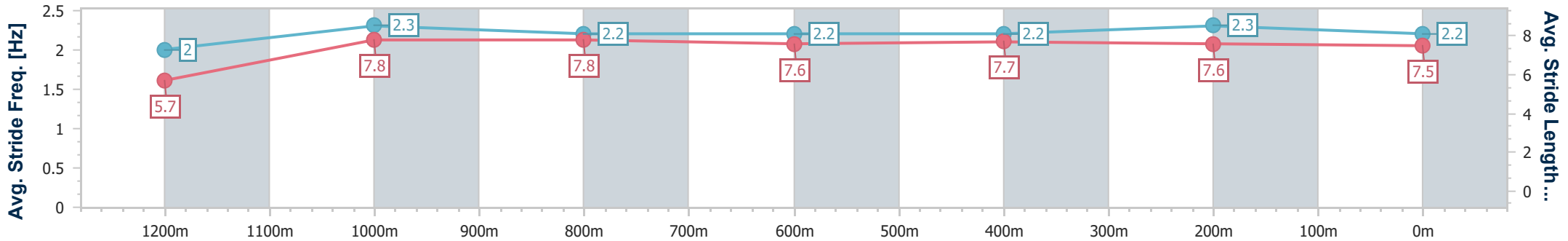
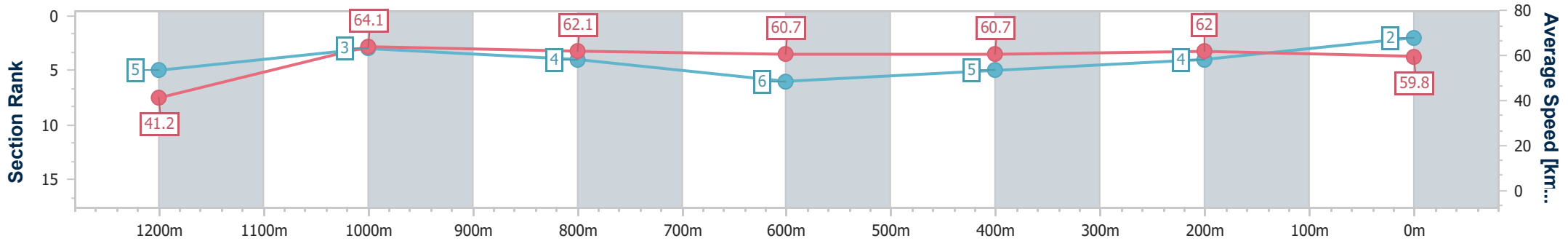
Toowoomba QLD Professional  
Race 1: EASTCOAST CONCRETE CONTRACTORS Class 1  
Handicap - 1300m



25 November 2023 - 17:08

Track Rating: Soft 5, Weather: Overcast, Rail Position: Out 2.5 metres 1600-1400; Out 1 metre Remainder.

Section	Overall	1200m	1000m	800m	600m	400m	200m
Section Times	1:19.98 [2] (0:08.71)	1:11.27 [5] (0:11.30)	0:59.97 [3] (0:11.80)	0:48.17 [4] (0:12.19)	0:35.98 [6] (0:12.19)	0:23.79 [5] (0:11.75)	0:12.04 [4] (0:12.04)
Average Speed [km/h]	41.2	64.1	62.1	60.7	60.7	62.0	59.8
Top Speed [km/h]	61.4	65.8	64.2	62.0	62.2	63.4	61.0
Avg. Dist. to Rail [m]	11.9	4.5	4.8	7.5	5.0	3.7	4.2
Avg. Stride Freq. [Hz]	2.0	2.3	2.2	2.2	2.2	2.3	2.2
Avg. Stride Length [m]	5.7	7.8	7.8	7.6	7.7	7.6	7.5



- [ ] Ranking at each section and finish
- .-.- No data available at this section
- NA No data available



Horse/Jockey Name	Zou Zouamore
Final Rank	3
Fastest Section Time (Section)	0:09.09 (Overall)
Top Speed [km/h] (Section)	65.9 (1200m)
Race State	Finished



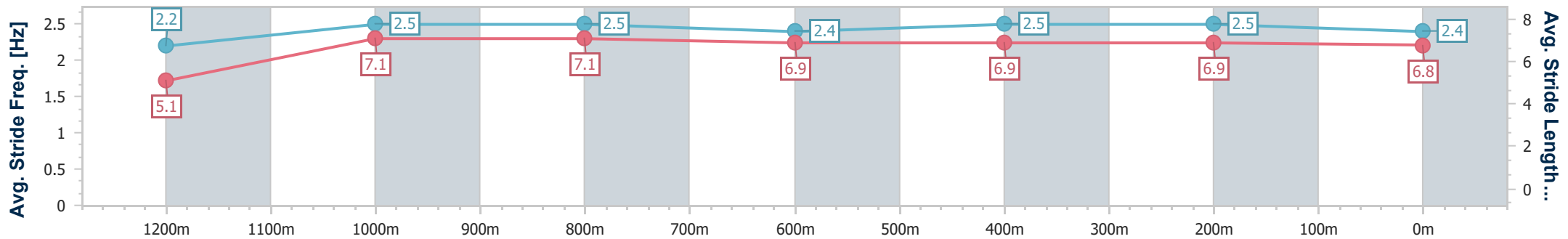
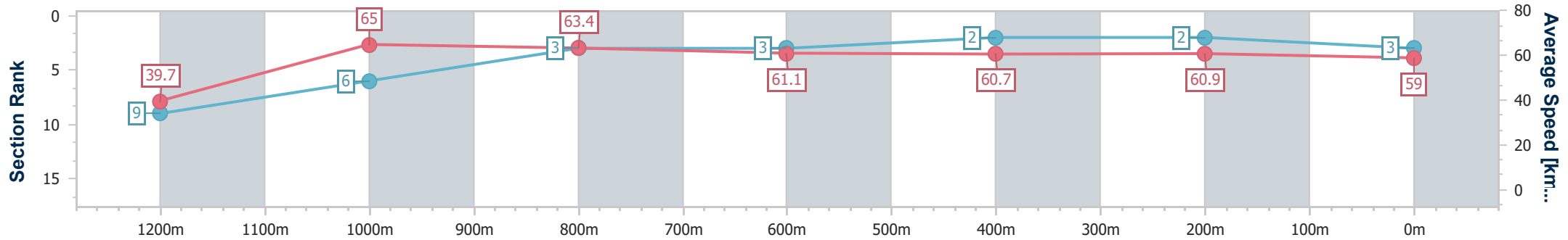
Toowoomba QLD Professional  
Race 1: EASTCOAST CONCRETE CONTRACTORS Class 1  
Handicap - 1300m



25 November 2023 - 17:08

Track Rating: Soft 5, Weather: Overcast, Rail Position: Out 2.5 metres 1600-1400; Out 1 metre Remainder.

Section	Overall	1200m	1000m	800m	600m	400m	200m
Section Times	1:20.03 [3] (0:09.09)	1:10.94 [9] (0:11.17)	0:59.77 [6] (0:11.50)	0:48.27 [3] (0:12.01)	0:36.26 [3] (0:12.05)	0:24.21 [2] (0:11.97)	0:12.24 [2] (0:12.24)
Average Speed [km/h]	39.7	65.0	63.4	61.1	60.7	60.9	59.0
Top Speed [km/h]	60.9	65.9	65.7	62.1	61.7	62.5	61.1
Avg. Dist. to Rail [m]	13.2	7.8	3.7	5.3	3.3	3.7	5.1
Avg. Stride Freq. [Hz]	2.2	2.5	2.5	2.4	2.5	2.5	2.4
Avg. Stride Length [m]	5.1	7.1	7.1	6.9	6.9	6.9	6.8



- [ ] Ranking at each section and finish
- .-.- No data available at this section
- NA No data available



Horse/Jockey Name	Mr Wandji
Final Rank	4
Fastest Section Time (Section)	0:08.42 (Overall)
Top Speed [km/h] (Section)	64.2 (1200m)
Race State	Finished



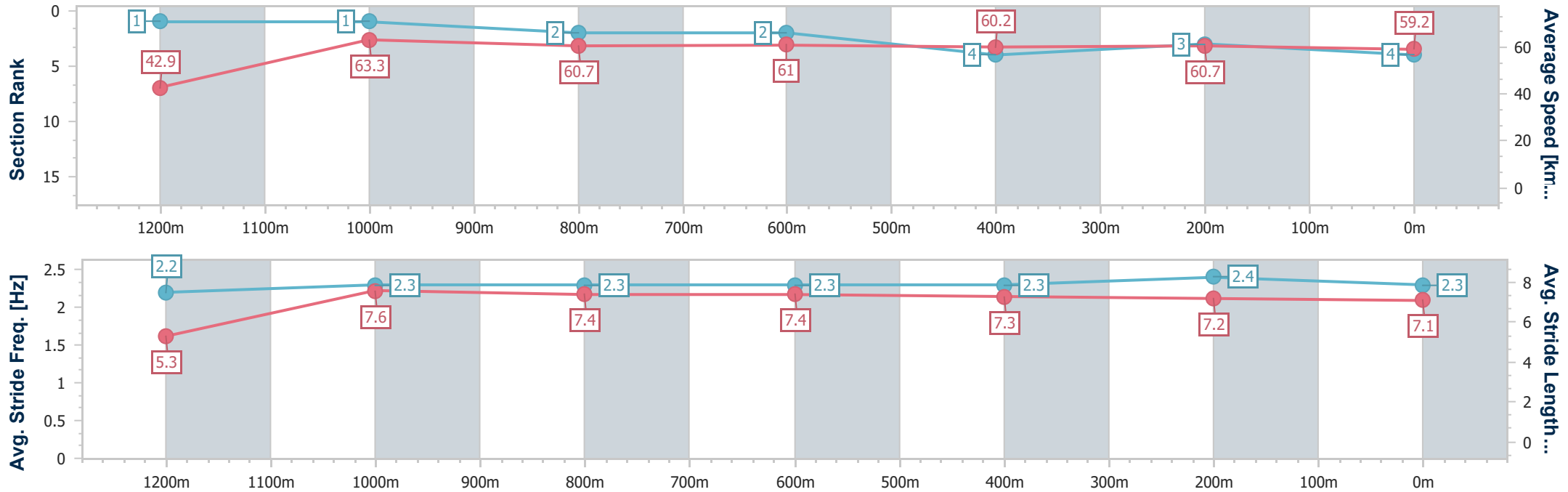
Toowoomba QLD Professional  
Race 1: EASTCOAST CONCRETE CONTRACTORS Class 1  
Handicap - 1300m



25 November 2023 - 17:08

Track Rating: Soft 5, Weather: Overcast, Rail Position: Out 2.5 metres 1600-1400; Out 1 metre Remainder.

Section	Overall	1200m	1000m	800m	600m	400m	200m
Section Times	1:20.08 [4] (0:08.42)	1:11.66 [1] (0:11.37)	1:00.29 [1] (0:11.94)	0:48.35 [2] (0:11.91)	0:36.44 [2] (0:12.26)	0:24.18 [4] (0:12.04)	0:12.14 [3] (0:12.14)
Average Speed [km/h]	42.9	63.3	60.7	61.0	60.2	60.7	59.2
Top Speed [km/h]	62.6	64.2	61.8	61.9	60.9	61.6	60.4
Avg. Dist. to Rail [m]	7.8	2.0	1.0	3.3	5.0	3.1	1.4
Avg. Stride Freq. [Hz]	2.2	2.3	2.3	2.3	2.3	2.4	2.3
Avg. Stride Length [m]	5.3	7.6	7.4	7.4	7.3	7.2	7.1



- [ ] Ranking at each section and finish
- .-.-.- No data available at this section
- NA No data available





Horse/Jockey Name	It'smemario
Final Rank	5
Fastest Section Time (Section)	0:08.82 (Overall)
Top Speed [km/h] (Section)	63.6 (600m)
Race State	Finished



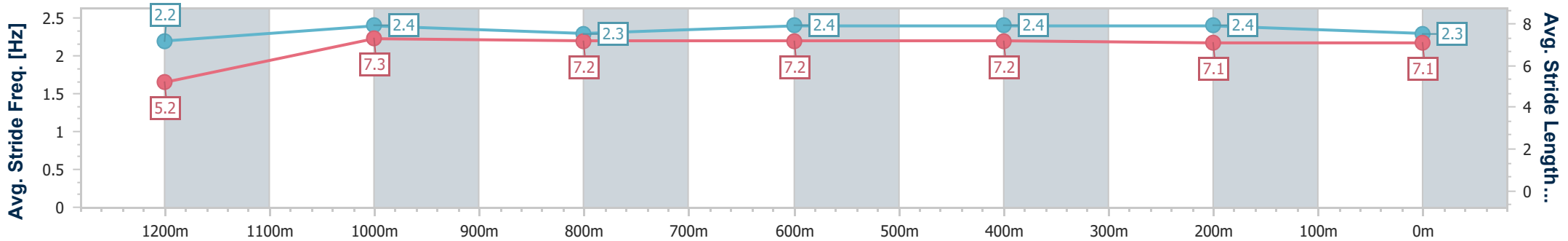
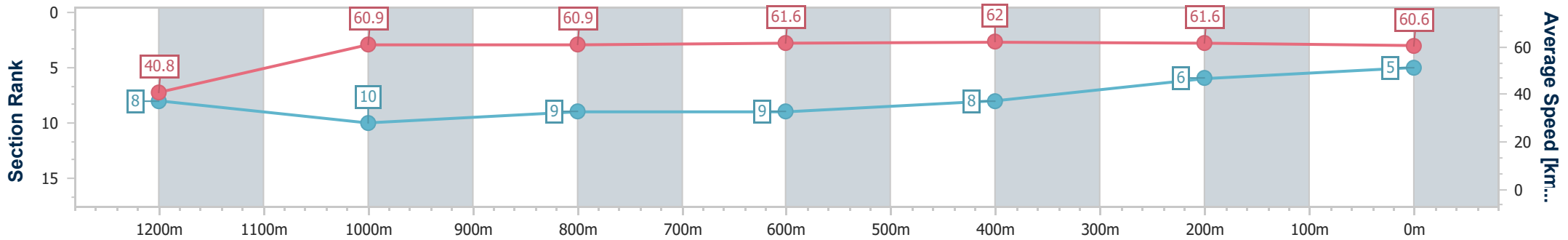
Toowoomba QLD Professional  
Race 1: EASTCOAST CONCRETE CONTRACTORS Class 1  
Handicap - 1300m



25 November 2023 - 17:08

Track Rating: Soft 5, Weather: Overcast, Rail Position: Out 2.5 metres 1600-1400; Out 1 metre Remainder.

Section	Overall	1200m	1000m	800m	600m	400m	200m
Section Times	1:20.11 [5] (0:08.82)	1:11.29 [8] (0:11.85)	0:59.44 [10] (0:11.95)	0:47.49 [9] (0:11.86)	0:35.63 [9] (0:11.87)	0:23.76 [8] (0:11.83)	0:11.93 [6] (0:11.93)
Average Speed [km/h]	40.8	60.9	60.9	61.6	62.0	61.6	60.6
Top Speed [km/h]	59.5	62.9	62.3	62.9	63.6	62.5	61.9
Avg. Dist. to Rail [m]	8.1	2.3	1.8	4.6	4.3	4.8	7.3
Avg. Stride Freq. [Hz]	2.2	2.4	2.3	2.4	2.4	2.4	2.3
Avg. Stride Length [m]	5.2	7.3	7.2	7.2	7.2	7.1	7.1



- [ ] Ranking at each section and finish
- .-.- No data available at this section
- NA No data available



Horse/Jockey Name	Joy Mccoy
Final Rank	6
Fastest Section Time (Section)	0:09.25 (Overall)
Top Speed [km/h] (Section)	65.1 (1200m)
Race State	Finished



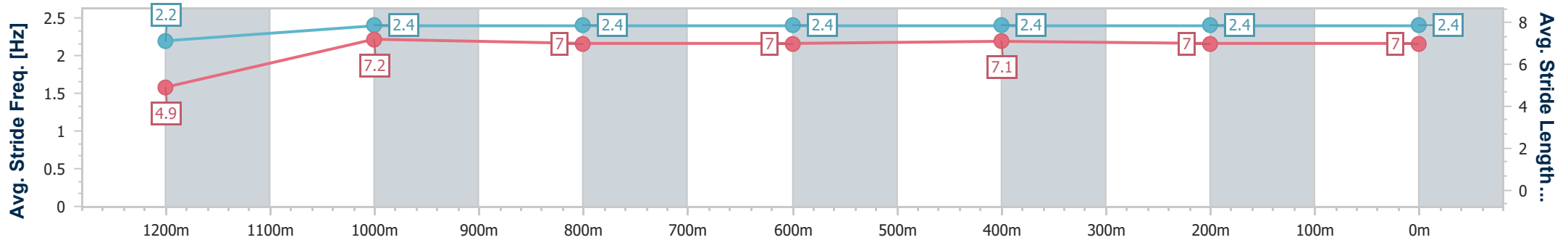
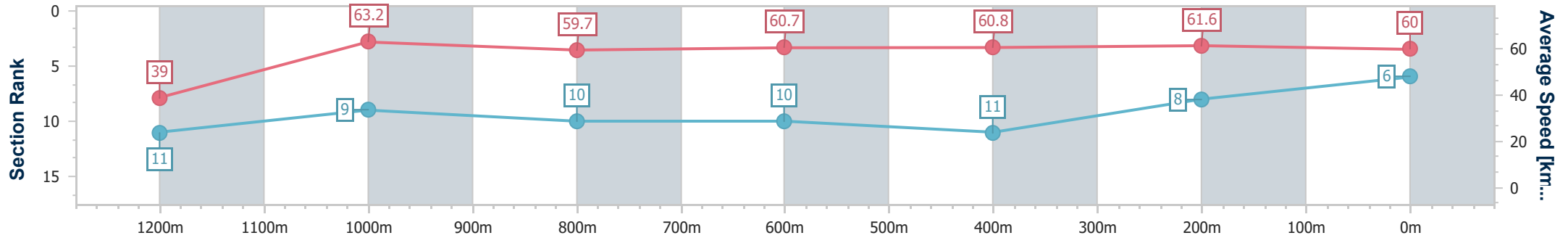
Toowoomba QLD Professional  
 Race 1: EASTCOAST CONCRETE CONTRACTORS Class 1  
 Handicap - 1300m



25 November 2023 - 17:08

Track Rating: Soft 5, Weather: Overcast, Rail Position: Out 2.5 metres 1600-1400; Out 1 metre Remainder.

Section	Overall	1200m	1000m	800m	600m	400m	200m
Section Times	1:20.20 [6] (0:09.25)	1:10.95 [11] (0:11.41)	0:59.54 [9] (0:12.07)	0:47.47 [10] (0:11.95)	0:35.52 [10] (0:11.85)	0:23.67 [11] (0:11.66)	0:12.01 [8] (0:12.01)
Average Speed [km/h]	39.0	63.2	59.7	60.7	60.8	61.6	60.0
Top Speed [km/h]	61.3	65.1	62.9	62.3	62.2	63.7	61.5
Avg. Dist. to Rail [m]	9.6	2.4	0.7	0.9	0.4	0.5	0.8
Avg. Stride Freq. [Hz]	2.2	2.4	2.4	2.4	2.4	2.4	2.4
Avg. Stride Length [m]	4.9	7.2	7.0	7.0	7.1	7.0	7.0



- [ ] Ranking at each section and finish
- .-.- No data available at this section
- NA No data available



Horse/Jockey Name	Scapini
Final Rank	7
Fastest Section Time (Section)	0:08.53 (Overall)
Top Speed [km/h] (Section)	63.8 (1200m)
Race State	Finished



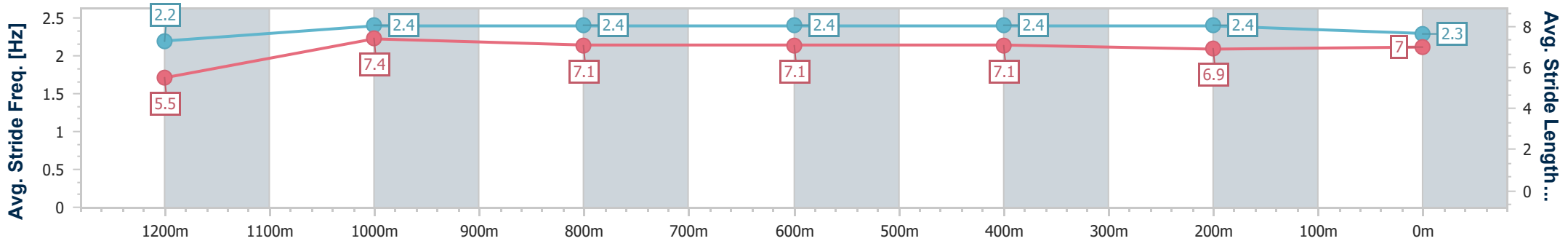
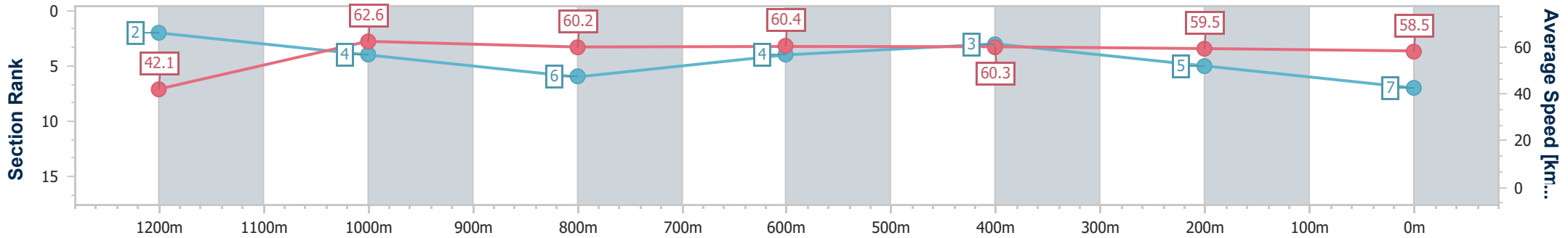
Toowoomba QLD Professional  
Race 1: EASTCOAST CONCRETE CONTRACTORS Class 1  
Handicap - 1300m



25 November 2023 - 17:08

Track Rating: Soft 5, Weather: Overcast, Rail Position: Out 2.5 metres 1600-1400; Out 1 metre Remainder.

Section	Overall	1200m	1000m	800m	600m	400m	200m
Section Times	1:20.24 [7] (0:08.53)	1:11.71 [2] (0:11.49)	1:00.22 [4] (0:12.03)	0:48.19 [6] (0:11.89)	0:36.30 [4] (0:11.91)	0:24.39 [3] (0:12.13)	0:12.26 [5] (0:12.26)
Average Speed [km/h]	42.1	62.6	60.2	60.4	60.3	59.5	58.5
Top Speed [km/h]	60.8	63.8	61.8	62.3	61.5	61.5	59.1
Avg. Dist. to Rail [m]	5.4	1.9	0.7	0.4	0.6	0.4	0.4
Avg. Stride Freq. [Hz]	2.2	2.4	2.4	2.4	2.4	2.4	2.3
Avg. Stride Length [m]	5.5	7.4	7.1	7.1	7.1	6.9	7.0



- [ ] Ranking at each section and finish
- .-.- No data available at this section
- NA No data available



Horse/Jockey Name	Darlhisma
Final Rank	8
Fastest Section Time (Section)	0:08.82 (Overall)
Top Speed [km/h] (Section)	63.6 (1200m)
Race State	Finished



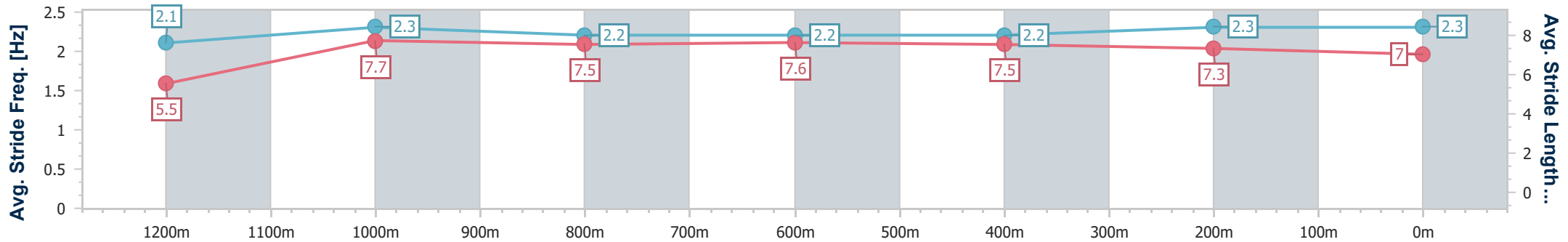
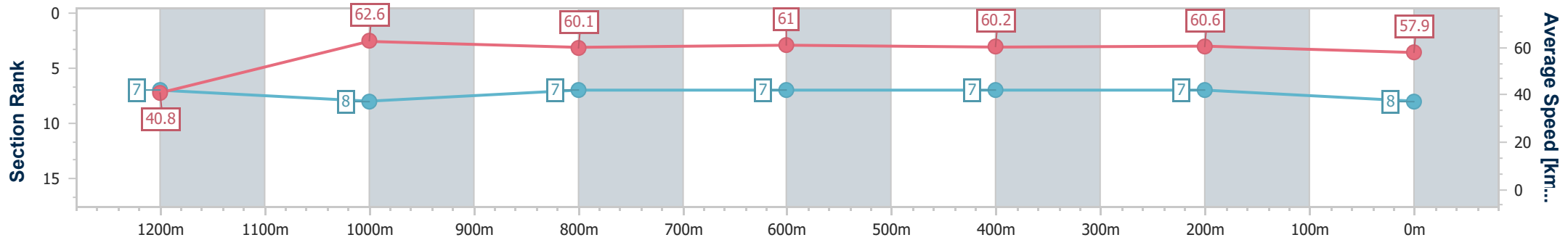
Toowoomba QLD Professional  
Race 1: EASTCOAST CONCRETE CONTRACTORS Class 1  
Handicap - 1300m



25 November 2023 - 17:08

Track Rating: Soft 5, Weather: Overcast, Rail Position: Out 2.5 metres 1600-1400; Out 1 metre Remainder.

Section	Overall	1200m	1000m	800m	600m	400m	200m
Section Times	1:20.64 [8] (0:08.82)	1:11.82 [7] (0:11.53)	1:00.29 [8] (0:12.01)	0:48.28 [7] (0:11.89)	0:36.39 [7] (0:11.98)	0:24.41 [7] (0:11.95)	0:12.46 [7] (0:12.46)
Average Speed [km/h]	40.8	62.6	60.1	61.0	60.2	60.6	57.9
Top Speed [km/h]	59.5	63.6	63.2	61.7	61.2	62.0	60.2
Avg. Dist. to Rail [m]	5.5	1.1	0.8	1.7	0.9	2.0	2.6
Avg. Stride Freq. [Hz]	2.1	2.3	2.2	2.2	2.2	2.3	2.3
Avg. Stride Length [m]	5.5	7.7	7.5	7.6	7.5	7.3	7.0



- [ ] Ranking at each section and finish
- .-.- No data available at this section
- NA No data available



Horse/Jockey Name	Contessa Nile
Final Rank	9
Fastest Section Time (Section)	0:08.74 (Overall)
Top Speed [km/h] (Section)	64.1 (1200m)
Race State	Finished



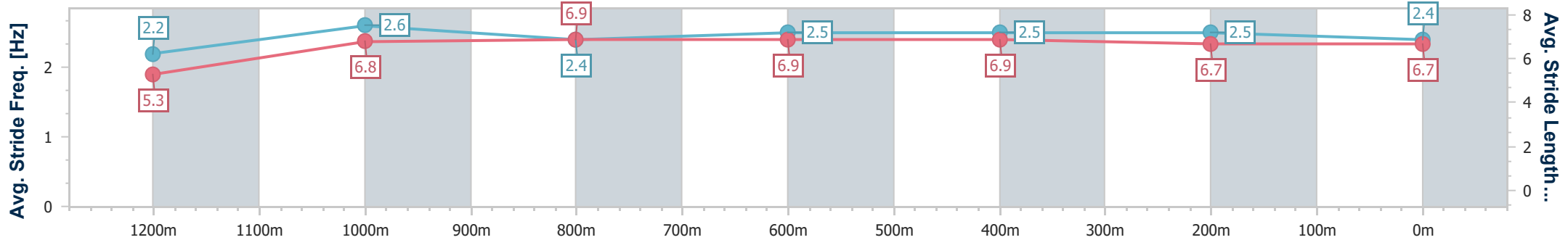
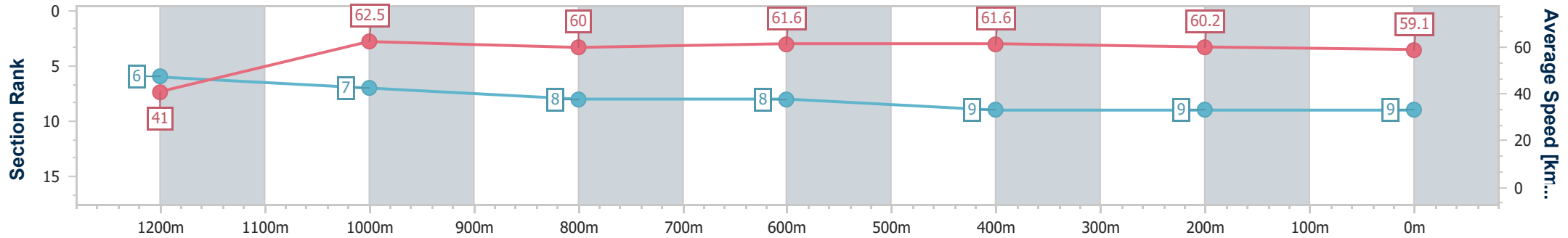
Toowoomba QLD Professional  
Race 1: EASTCOAST CONCRETE CONTRACTORS Class 1  
Handicap - 1300m



25 November 2023 - 17:08

Track Rating: Soft 5, Weather: Overcast, Rail Position: Out 2.5 metres 1600-1400; Out 1 metre Remainder.

Section	Overall	1200m	1000m	800m	600m	400m	200m						
Section Times	1:20.69 [9] (0:08.74)	1:11.95 [6] (0:11.57)	1:00.38 [7] (0:12.24)	0:48.14 [8] (0:11.91)	0:36.23 [8] (0:11.90)	0:24.33 [9] (0:12.13)	0:12.20 [9] (0:12.20)						
Average Speed [km/h]	41.0	62.5	60.0	61.6	61.6	60.2	59.1						
Top Speed [km/h]	61.4	64.1	62.4	63.6	62.7	61.7	60.3						
Avg. Dist. to Rail [m]	10.5	5.9	5.1	4.7	3.7	4.6	5.1						
Avg. Stride Freq. [Hz]	2.2	2.6	2.4	2.5	2.5	2.5	2.4						
Avg. Stride Length [m]	5.3	6.8	6.9	6.9	6.9	6.7	6.7						



- [ ] Ranking at each section and finish
- .-.- No data available at this section
- NA No data available



Horse/Jockey Name	Lynched
Final Rank	10
Fastest Section Time (Section)	0:09.15 (Overall)
Top Speed [km/h] (Section)	63.0 (800m)
Race State	Finished



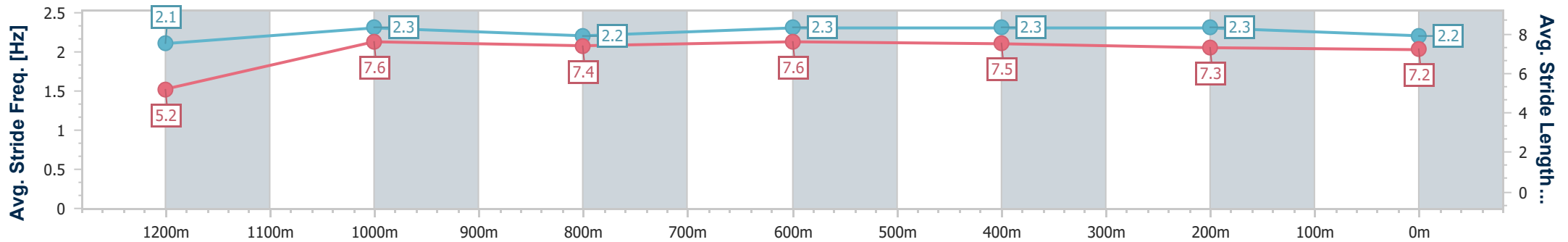
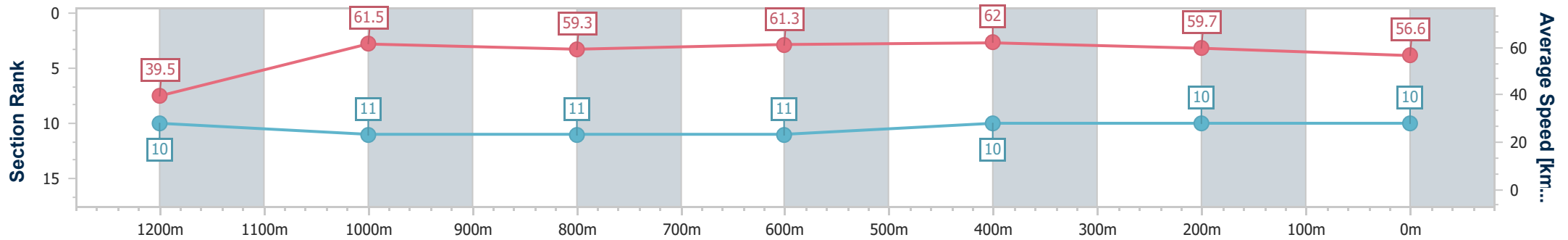
Toowoomba QLD Professional  
 Race 1: EASTCOAST CONCRETE CONTRACTORS Class 1  
 Handicap - 1300m



25 November 2023 - 17:08

Track Rating: Soft 5, Weather: Overcast, Rail Position: Out 2.5 metres 1600-1400; Out 1 metre Remainder.

Section	Overall	1200m	1000m	800m	600m	400m	200m
Section Times	1:21.42 [10] (0:09.15)	1:12.27 [10] (0:11.69)	1:00.58 [11] (0:12.14)	0:48.44 [11] (0:11.74)	0:36.70 [11] (0:11.72)	0:24.98 [10] (0:12.28)	0:12.70 [10] (0:12.70)
Average Speed [km/h]	39.5	61.5	59.3	61.3	62.0	59.7	56.6
Top Speed [km/h]	59.7	62.4	61.5	63.0	62.9	60.5	59.8
Avg. Dist. to Rail [m]	4.2	0.6	0.3	0.4	1.6	5.3	7.0
Avg. Stride Freq. [Hz]	2.1	2.3	2.2	2.3	2.3	2.3	2.2
Avg. Stride Length [m]	5.2	7.6	7.4	7.6	7.5	7.3	7.2



- [ ] Ranking at each section and finish
- .-.- No data available at this section
- NA No data available



Horse/Jockey Name	Monaco Deluxe
Final Rank	11
Fastest Section Time (Section)	0:08.71 (Overall)
Top Speed [km/h] (Section)	64.0 (1200m)
Race State	Finished



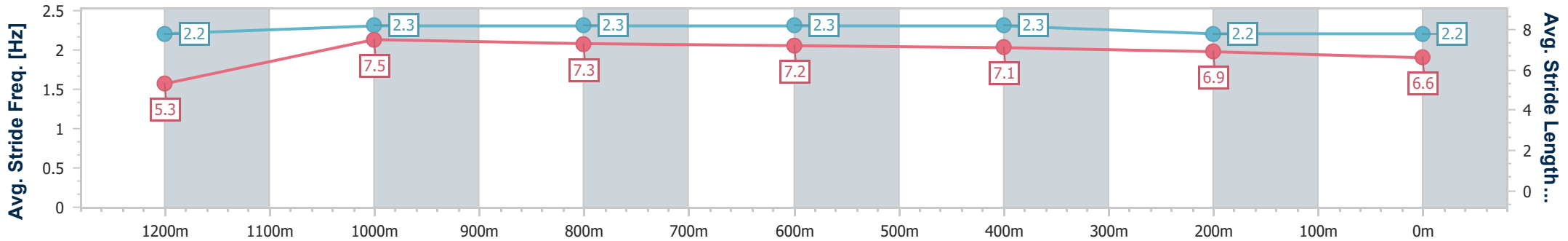
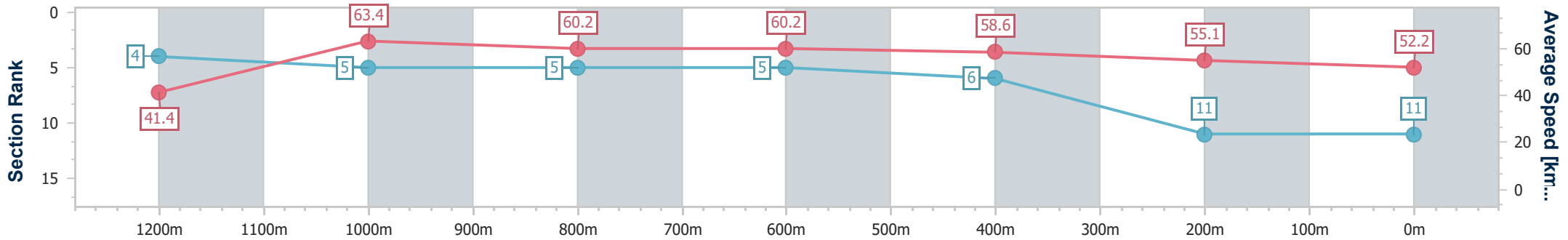
Toowoomba QLD Professional  
Race 1: EASTCOAST CONCRETE CONTRACTORS Class 1  
Handicap - 1300m



25 November 2023 - 17:08

Track Rating: Soft 5, Weather: Overcast, Rail Position: Out 2.5 metres 1600-1400; Out 1 metre Remainder.

Section	Overall	1200m	1000m	800m	600m	400m	200m
Section Times	1:23.10 [11] (0:08.71)	1:14.39 [4] (0:11.39)	1:03.00 [5] (0:11.88)	0:51.12 [5] (0:11.98)	0:39.14 [5] (0:12.24)	0:26.90 [6] (0:13.06)	0:13.84 [11] (0:13.84)
Average Speed [km/h]	41.4	63.4	60.2	60.2	58.6	55.1	52.2
Top Speed [km/h]	61.4	64.0	62.2	60.9	59.5	57.4	55.1
Avg. Dist. to Rail [m]	3.6	0.6	0.5	0.3	0.7	0.8	2.7
Avg. Stride Freq. [Hz]	2.2	2.3	2.3	2.3	2.3	2.2	2.2
Avg. Stride Length [m]	5.3	7.5	7.3	7.2	7.1	6.9	6.6



- [ ] Ranking at each section and finish
- .-.- No data available at this section
- NA No data available