



Toowoomba QLD Professional

Race 2: THE V.J. BUTLER MEMORIAL BENCHMARK 70 Handicap - 1300m

25 November 2023 - 17:42



Track Rating: Soft 5, Weather: Overcast, Rail Position: Out 2.5 metres 1600-1400; Out 1 metre Remainder.

Section							Overall	1200m	1000m	800m	600m	400m	Last 600m
Field Times							1:19.00 (0:08.29)	1:10.71 (0:10.88)	0:59.83 (0:11.41)	0:48.42 (0:11.69)	0:36.73 (0:11.96)	0:24.77 (0:12.18)	0:36.73
Rank	TAB	Horse/Jockey	Barrier	Top Speed [km/h]	Fastest Section								Distance Travelled [m]
1	9	GUTS 'N' GLORY Karl Zechner	8	65.3	0:08.95	1:19.00 [1] (0:08.95)	1:10.05 [10] (0:11.24)	0:58.81 [10] (0:11.60)	0:47.21 [11] (0:11.64)	0:35.57 [11] (0:11.84)	0:23.73 [10] (0:11.86)	0:35.57	
2	6	BRAVE WARRIOR Jaden Lloyd	12	66.9	0:08.29	1:19.01 [2] (0:08.29)	1:10.72 [1] (0:10.88)	0:59.84 [1] (0:11.41)	0:48.43 [1] (0:11.69)	0:36.74 [1] (0:11.96)	0:24.78 [1] (0:12.18)	0:36.74	+1
3	2	MICRO Paul Hamblin	2	68.0	0:09.24	1:19.10 [3] (0:09.24)	1:09.86 [11] (0:11.04)	0:58.82 [11] (0:11.43)	0:47.39 [10] (0:11.68)	0:35.71 [10] (0:12.09)	0:23.62 [11] (0:11.75)	0:35.71	+0
4	10	VONZITHER Gary Geran	3	66.1	0:08.46	1:19.23 [4] (0:08.46)	1:10.77 [2] (0:11.14)	0:59.63 [4] (0:11.35)	0:48.28 [3] (0:11.82)	0:36.46 [5] (0:11.95)	0:24.51 [5] (0:12.06)	0:36.46	-2
5	4	LAURIE Savannah McCann	1	66.2	0:08.75	1:19.27 [5] (0:08.75)	1:10.52 [8] (0:11.00)	0:59.52 [7] (0:11.40)	0:48.12 [5] (0:11.57)	0:36.55 [4] (0:11.95)	0:24.60 [4] (0:12.14)	0:36.55	+1
6	5	MAYA BAY Tahlia Fenlon	4	66.2	0:08.61	1:19.29 [6] (0:08.61)	1:10.68 [6] (0:10.99)	0:59.69 [5] (0:11.39)	0:48.30 [4] (0:11.66)	0:36.64 [3] (0:11.93)	0:24.71 [3] (0:12.12)	0:36.64	+5
7	12	MOTELL Chris Whiteley	13	66.1	0:08.57	1:19.46 [7] (0:08.57)	1:10.89 [4] (0:11.16)	0:59.73 [6] (0:11.54)	0:48.19 [8] (0:11.66)	0:36.53 [8] (0:11.94)	0:24.59 [6] (0:12.13)	0:36.53	+8
8	11	WINTER RAIN Montanna Savva	11	66.5	0:08.49	1:19.79 [8] (0:08.49)	1:11.30 [3] (0:11.10)	1:00.20 [3] (0:11.61)	0:48.59 [7] (0:11.70)	0:36.89 [7] (0:11.98)	0:24.91 [7] (0:12.20)	0:36.89	+7
9	3	SOUTH PARADE Samantha Collett	7	67.6	0:08.60	1:19.88 [9] (0:08.60)	1:11.28 [5] (0:10.80)	1:00.48 [2] (0:11.39)	0:49.09 [2] (0:11.62)	0:37.47 [2] (0:11.95)	0:25.52 [2] (0:12.40)	0:37.47	+2
10	7	COYNES ROAD Alisha Donald	10	65.7	0:08.87	1:20.07 [10] (0:08.87)	1:11.20 [9] (0:11.11)	1:00.09 [9] (0:11.50)	0:48.59 [9] (0:11.67)	0:36.92 [9] (0:12.10)	0:24.82 [9] (0:12.43)	0:36.92	+7

Scratched: Five Oxford (#13), Bugalugs (#1)

[] Ranking at each section and finish
 -:-:- No data available at this section
 NA No data available

SCN Saddle cloth number
 DNF Did not finish
 DNT Did not track



Toowoomba QLD Professional
Race 2: THE V.J. BUTLER MEMORIAL BENCHMARK 70 Handicap - 1300m

25 November 2023 - 17:42



Track Rating: Soft 5, Weather: Overcast, Rail Position: Out 2.5 metres 1600-1400; Out 1 metre Remainder.

Section	Overall	1200m	1000m	800m	600m	400m	Last 600m
Field Times	1:19.00 (0:08.29)	1:10.71 (0:10.88)	0:59.83 (0:11.41)	0:48.42 (0:11.69)	0:36.73 (0:11.96)	0:24.77 (0:12.18)	0:36.73

Rank	TAB	Horse/Jockey	Barrier	Top Speed [km/h]	Fastest Section	Overall	1200m	1000m	800m	600m	400m	Last 600m	Distance Travelled [m]
11	8	EMILEE'S EMPIRE	5	66.5	0:08.72	1:20.18 [11]	1:11.46 [7]	1:00.36 [8]	0:49.00 [6]	0:37.33 [6]	0:25.26 [8]	0:37.33	+3
		Les Tilley		1200m	Overall	(0:08.72)	(0:11.10)	(0:11.36)	(0:11.67)	(0:12.07)	(0:12.36)		

Scratched: Five Oxford (#13), Bugalugs (#1)



Toowoomba QLD Professional

Race 2: THE V.J. BUTLER MEMORIAL BENCHMARK 70 Handicap - 1300m

25 November 2023 - 17:42



Track Rating: Soft 5, Weather: Overcast, Rail Position: Out 2.5 metres 1600-1400; Out 1 metre Remainder.

Section				200m		Last 600m			
Field Times				0:12.59 (0:12.59)		0:36.73			
Rank	TAB	Horse/Jockey	Barrier	Top Speed [km/h]	Fastest Section	Margin		Distance Travelled [m]	
1	9	GUTS 'N' GLORY Karl Zechner	8	65.3 1200m	0:08.95 Overall	0:11.87 [8] (0:11.87)	1:19.00	0:35.57	
2	6	BRAVE WARRIOR Jaden Lloyd	12	66.9 1200m	0:08.29 Overall	0:12.60 [1] (0:12.60)	0.1L	0:36.74	+1
3	2	MICRO Paul Hamblin	2	68.0 1200m	0:09.24 Overall	0:11.87 [9] (0:11.87)	0.6L	0:35.71	+0
4	10	VONZITHER Gary Geran	3	66.1 1200m	0:08.46 Overall	0:12.45 [4] (0:12.45)	1.4L	0:36.46	-2
5	4	LAURIE Savannah McCann	1	66.2 1200m	0:08.75 Overall	0:12.46 [5] (0:12.46)	1.6L	0:36.55	+1
6	5	MAYA BAY Tahlia Fenlon	4	66.2 1200m	0:08.61 Overall	0:12.59 [2] (0:12.59)	1.7L	0:36.64	+5
7	12	MOTELL Chris Whiteley	13	66.1 1200m	0:08.57 Overall	0:12.46 [6] (0:12.46)	2.7L	0:36.53	+8
8	11	WINTER RAIN Montanna Savva	11	66.5 1200m	0:08.49 Overall	0:12.71 [7] (0:12.71)	4.5L	0:36.89	+7
9	3	SOUTH PARADE Samantha Collett	7	67.6 1200m	0:08.60 Overall	0:13.12 [3] (0:13.12)	5L	0:37.47	+2
10	7	COYNES ROAD Alisha Donald	10	65.7 1200m	0:08.87 Overall	0:12.39 [11] (0:12.39)	6L	0:36.92	+7

Scratched: Five Oxford (#13), Bugalugs (#1)

Report Created: Sat 25 November 2023 23:02 GMT (Note: Timing is based on position data)

Page 3/15

[] Ranking at each section and finish
 -:-:- No data available at this section
 NA No data available

SCN Saddle cloth number
 DNF Did not finish
 DNT Did not track

data processed by TRIPLESDATA



Toowoomba QLD Professional
Race 2: THE V.J. BUTLER MEMORIAL BENCHMARK 70 Handicap -
1300m
25 November 2023 - 17:42



Track Rating: Soft 5, Weather: Overcast, Rail Position: Out 2.5 metres 1600-1400; Out 1 metre Remainder.

Section				200m				Last 600m		
Field Times				0:12.59 (0:12.59)				0:36.73		
Rank	TAB	Horse/Jockey	Barrier	Top Speed [km/h]	Fastest Section	Margin			Distance Travelled [m]	
11	8	EMILEE'S EMPIRE	5	66.5	0:08.72	0:12.90 [10]	6.5L		0:37.33	+3
		Les Tilley		1200m	Overall	(0:12.90)				

Scratched: Five Oxford (#13), Bugalugs (#1)

[] Ranking at each section and finish
 -:-:-:- No data available at this section
 NA No data available

SCN Saddle cloth number
 DNF Did not finish
 DNT Did not track



Horse/Jockey Name	Guts 'N' Glory
Final Rank	1
Fastest Section Time (Section)	0:08.95 (Overall)
Top Speed [km/h] (Section)	65.3 (1200m)
Race State	Finished



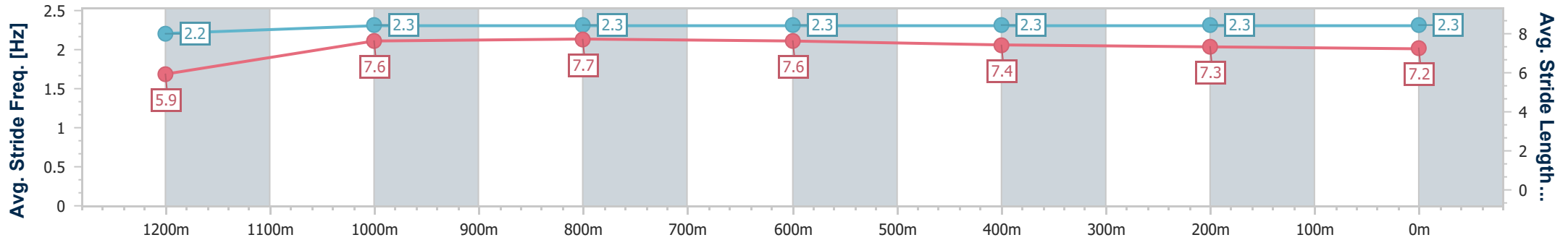
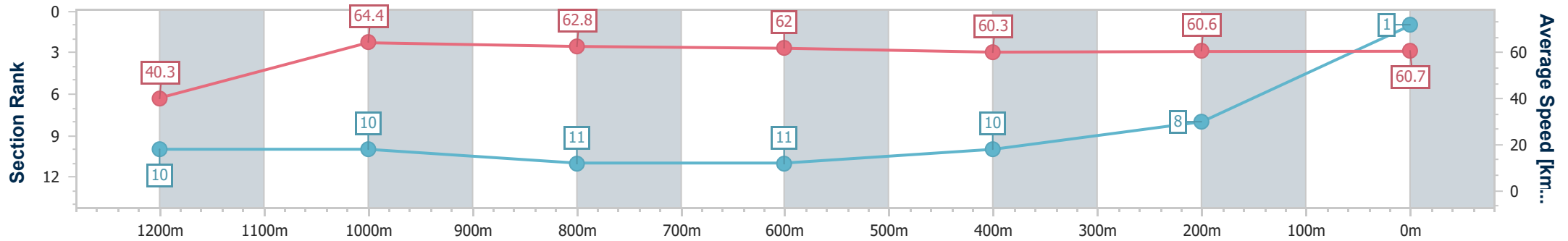
Toowoomba QLD Professional
Race 2: THE V.J. BUTLER MEMORIAL BENCHMARK 70
Handicap - 1300m



25 November 2023 - 17:42

Track Rating: Soft 5, Weather: Overcast, Rail Position: Out 2.5 metres 1600-1400; Out 1 metre Remainder.

Section	Overall	1200m	1000m	800m	600m	400m	200m
Section Times	1:19.00 [1] (0:08.95)	1:10.05 [10] (0:11.24)	0:58.81 [10] (0:11.60)	0:47.21 [11] (0:11.64)	0:35.57 [11] (0:11.84)	0:23.73 [10] (0:11.86)	0:11.87 [8] (0:11.87)
Average Speed [km/h]	40.3	64.4	62.8	62.0	60.3	60.6	60.7
Top Speed [km/h]	61.3	65.3	64.3	62.5	61.5	61.2	61.2
Avg. Dist. to Rail [m]	11.9	6.8	4.1	0.7	1.6	1.7	6.2
Avg. Stride Freq. [Hz]	2.2	2.3	2.3	2.3	2.3	2.3	2.3
Avg. Stride Length [m]	5.9	7.6	7.7	7.6	7.4	7.3	7.2



- [] Ranking at each section and finish
- .-.- No data available at this section
- NA No data available



Horse/Jockey Name	Brave Warrior
Final Rank	2
Fastest Section Time (Section)	0:08.29 (Overall)
Top Speed [km/h] (Section)	66.9 (1200m)
Race State	Finished



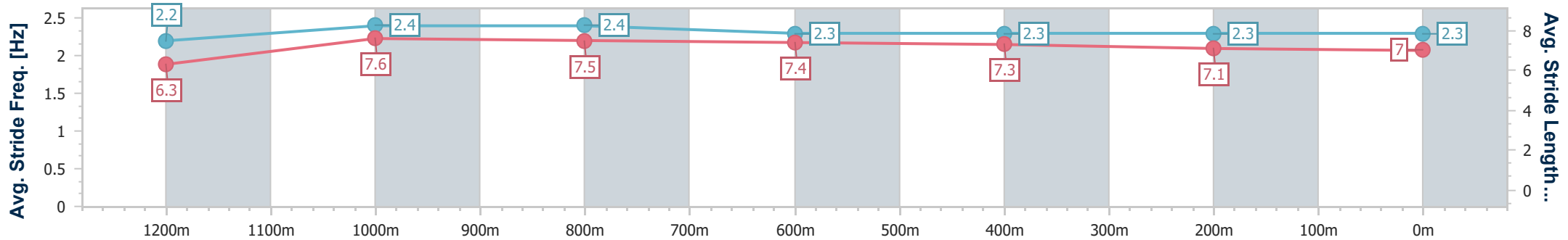
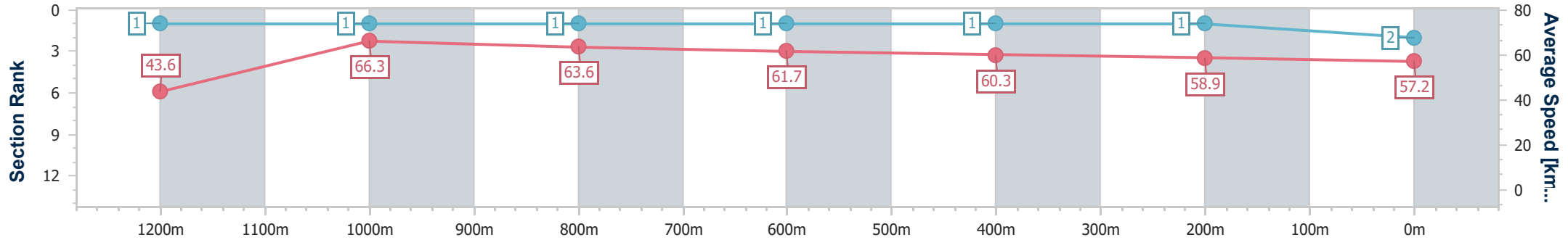
Toowoomba QLD Professional
 Race 2: THE V.J. BUTLER MEMORIAL BENCHMARK 70
 Handicap - 1300m



25 November 2023 - 17:42

Track Rating: Soft 5, Weather: Overcast, Rail Position: Out 2.5 metres 1600-1400; Out 1 metre Remainder.

Section	Overall	1200m	1000m	800m	600m	400m	200m
Section Times	1:19.01 [2] (0:08.29)	1:10.72 [1] (0:10.88)	0:59.84 [1] (0:11.41)	0:48.43 [1] (0:11.69)	0:36.74 [1] (0:11.96)	0:24.78 [1] (0:12.18)	0:12.60 [1] (0:12.60)
Average Speed [km/h]	43.6	66.3	63.6	61.7	60.3	58.9	57.2
Top Speed [km/h]	64.1	66.9	65.8	62.2	62.0	60.3	58.5
Avg. Dist. to Rail [m]	11.0	3.2	2.1	0.9	0.3	0.2	0.2
Avg. Stride Freq. [Hz]	2.2	2.4	2.4	2.3	2.3	2.3	2.3
Avg. Stride Length [m]	6.3	7.6	7.5	7.4	7.3	7.1	7.0



- [] Ranking at each section and finish
- .-.- No data available at this section
- NA No data available



Horse/Jockey Name	Micro
Final Rank	3
Fastest Section Time (Section)	0:09.24 (Overall)
Top Speed [km/h] (Section)	68.0 (1200m)
Race State	Finished



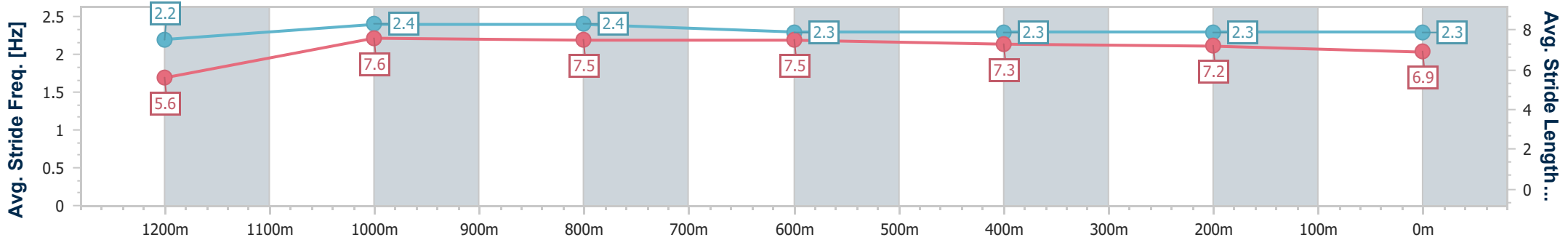
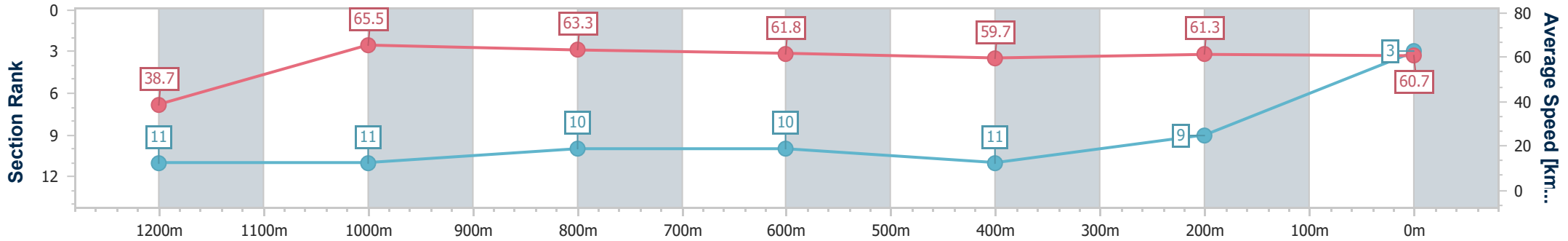
Toowoomba QLD Professional
Race 2: THE V.J. BUTLER MEMORIAL BENCHMARK 70
Handicap - 1300m



25 November 2023 - 17:42

Track Rating: Soft 5, Weather: Overcast, Rail Position: Out 2.5 metres 1600-1400; Out 1 metre Remainder.

Section	Overall	1200m	1000m	800m	600m	400m	200m
Section Times	1:19.10 [3] (0:09.24)	1:09.86 [11] (0:11.04)	0:58.82 [11] (0:11.43)	0:47.39 [10] (0:11.68)	0:35.71 [10] (0:12.09)	0:23.62 [11] (0:11.75)	0:11.87 [9] (0:11.87)
Average Speed [km/h]	38.7	65.5	63.3	61.8	59.7	61.3	60.7
Top Speed [km/h]	65.4	68.0	65.2	62.9	62.1	63.9	62.6
Avg. Dist. to Rail [m]	5.6	3.4	2.0	0.9	0.7	0.8	3.2
Avg. Stride Freq. [Hz]	2.2	2.4	2.4	2.3	2.3	2.3	2.3
Avg. Stride Length [m]	5.6	7.6	7.5	7.5	7.3	7.2	6.9



- [] Ranking at each section and finish
- .-.- No data available at this section
- NA No data available



Horse/Jockey Name	Vonzither
Final Rank	4
Fastest Section Time (Section)	0:08.46 (Overall)
Top Speed [km/h] (Section)	66.1 (1200m)
Race State	Finished



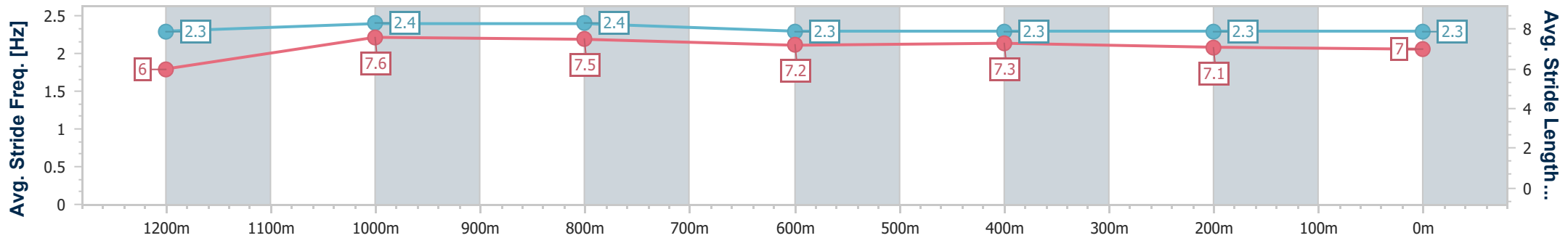
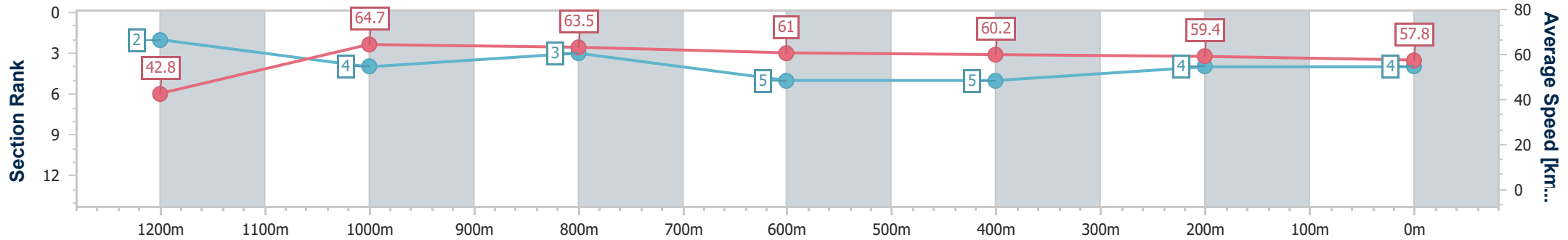
Toowoomba QLD Professional
Race 2: THE V.J. BUTLER MEMORIAL BENCHMARK 70
Handicap - 1300m



25 November 2023 - 17:42

Track Rating: Soft 5, Weather: Overcast, Rail Position: Out 2.5 metres 1600-1400; Out 1 metre Remainder.

Section	Overall	1200m	1000m	800m	600m	400m	200m
Section Times	1:19.23 [4] (0:08.46)	1:10.77 [2] (0:11.14)	0:59.63 [4] (0:11.35)	0:48.28 [3] (0:11.82)	0:36.46 [5] (0:11.95)	0:24.51 [5] (0:12.06)	0:12.45 [4] (0:12.45)
Average Speed [km/h]	42.8	64.7	63.5	61.0	60.2	59.4	57.8
Top Speed [km/h]	63.2	66.1	65.1	62.4	62.5	60.8	58.6
Avg. Dist. to Rail [m]	5.7	1.1	0.3	1.0	0.7	1.5	1.4
Avg. Stride Freq. [Hz]	2.3	2.4	2.4	2.3	2.3	2.3	2.3
Avg. Stride Length [m]	6.0	7.6	7.5	7.2	7.3	7.1	7.0



- [] Ranking at each section and finish
- .-.- No data available at this section
- NA No data available



Horse/Jockey Name	Laurie
Final Rank	5
Fastest Section Time (Section)	0:08.75 (Overall)
Top Speed [km/h] (Section)	66.2 (1200m)
Race State	Finished



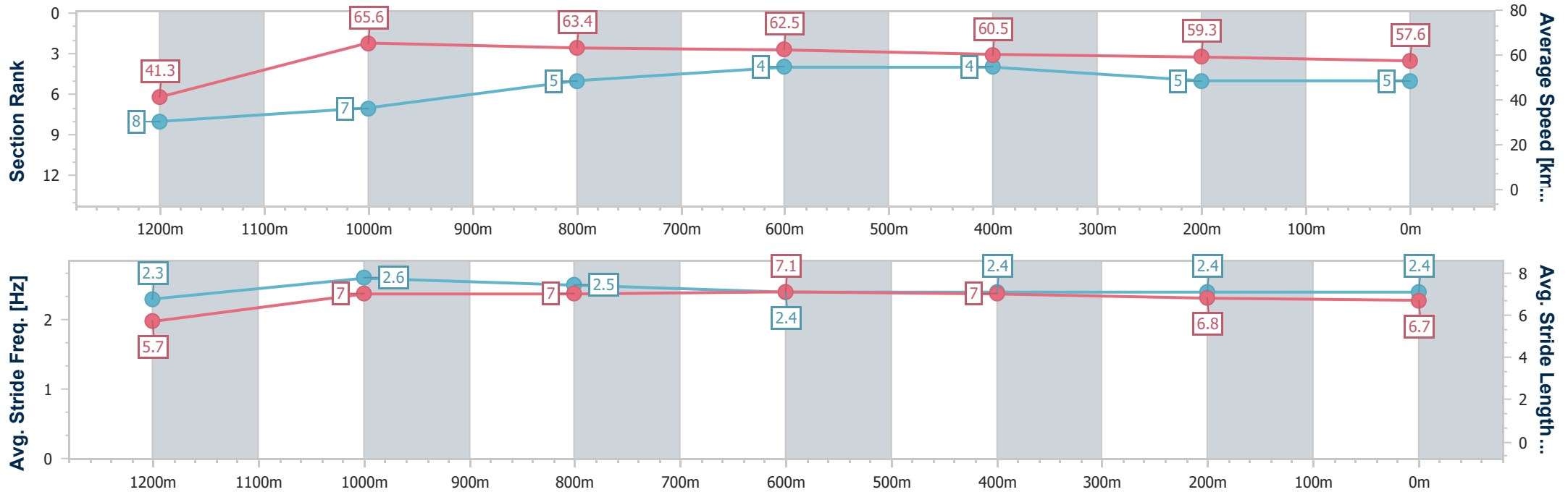
Toowoomba QLD Professional
Race 2: THE V.J. BUTLER MEMORIAL BENCHMARK 70
Handicap - 1300m



25 November 2023 - 17:42

Track Rating: Soft 5, Weather: Overcast, Rail Position: Out 2.5 metres 1600-1400; Out 1 metre Remainder.

Section	Overall	1200m	1000m	800m	600m	400m	200m
Section Times	1:19.27 [5] (0:08.75)	1:10.52 [8] (0:11.00)	0:59.52 [7] (0:11.40)	0:48.12 [5] (0:11.57)	0:36.55 [4] (0:11.95)	0:24.60 [4] (0:12.14)	0:12.46 [5] (0:12.46)
Average Speed [km/h]	41.3	65.6	63.4	62.5	60.5	59.3	57.6
Top Speed [km/h]	63.6	66.2	65.2	63.8	62.4	60.9	59.0
Avg. Dist. to Rail [m]	4.3	2.1	1.9	1.4	0.5	0.4	4.3
Avg. Stride Freq. [Hz]	2.3	2.6	2.5	2.4	2.4	2.4	2.4
Avg. Stride Length [m]	5.7	7.0	7.0	7.1	7.0	6.8	6.7



- [] Ranking at each section and finish
- .-.- No data available at this section
- NA No data available



Horse/Jockey Name	Maya Bay
Final Rank	6
Fastest Section Time (Section)	0:08.61 (Overall)
Top Speed [km/h] (Section)	66.2 (1200m)
Race State	Finished



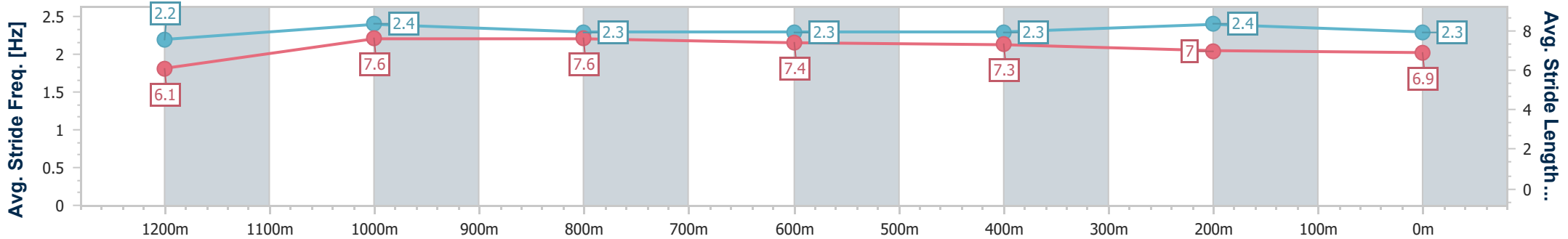
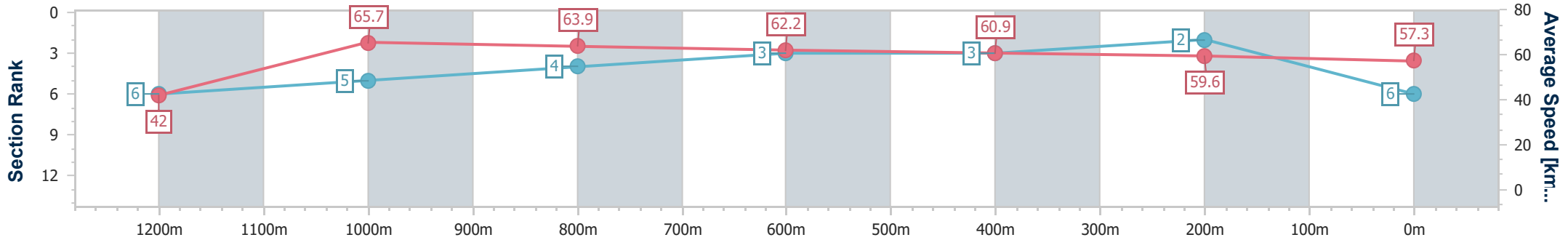
Toowoomba QLD Professional
Race 2: THE V.J. BUTLER MEMORIAL BENCHMARK 70
Handicap - 1300m



25 November 2023 - 17:42

Track Rating: Soft 5, Weather: Overcast, Rail Position: Out 2.5 metres 1600-1400; Out 1 metre Remainder.

Section	Overall	1200m	1000m	800m	600m	400m	200m
Section Times	1:19.29 [6] (0:08.61)	1:10.68 [6] (0:10.99)	0:59.69 [5] (0:11.39)	0:48.30 [4] (0:11.66)	0:36.64 [3] (0:11.93)	0:24.71 [3] (0:12.12)	0:12.59 [2] (0:12.59)
Average Speed [km/h]	42.0	65.7	63.9	62.2	60.9	59.6	57.3
Top Speed [km/h]	64.1	66.2	64.9	63.4	62.3	61.0	58.9
Avg. Dist. to Rail [m]	6.4	4.2	3.7	2.5	1.5	1.8	3.2
Avg. Stride Freq. [Hz]	2.2	2.4	2.3	2.3	2.3	2.4	2.3
Avg. Stride Length [m]	6.1	7.6	7.6	7.4	7.3	7.0	6.9



- [] Ranking at each section and finish
- .-.- No data available at this section
- NA No data available



Horse/Jockey Name	Motell
Final Rank	7
Fastest Section Time (Section)	0:08.57 (Overall)
Top Speed [km/h] (Section)	66.1 (1200m)
Race State	Finished



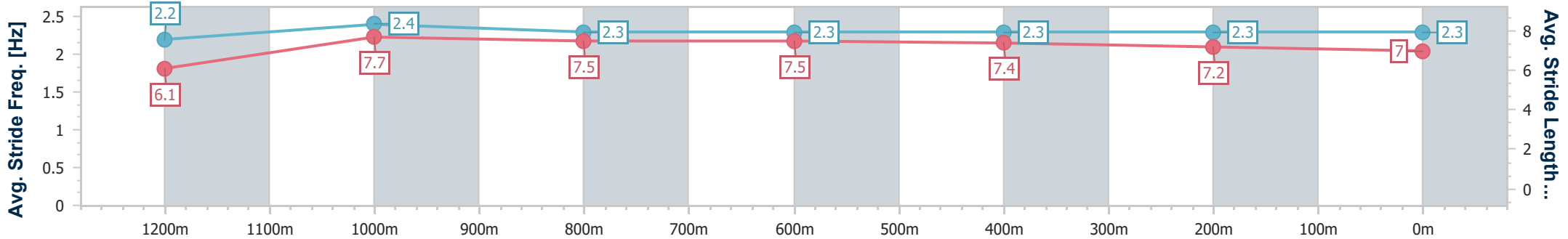
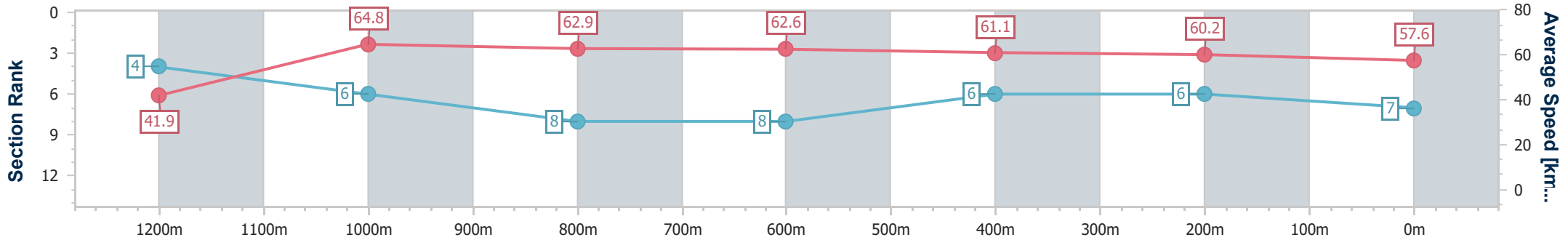
Toowoomba QLD Professional
 Race 2: THE V.J. BUTLER MEMORIAL BENCHMARK 70
 Handicap - 1300m



25 November 2023 - 17:42

Track Rating: Soft 5, Weather: Overcast, Rail Position: Out 2.5 metres 1600-1400; Out 1 metre Remainder.

Section	Overall	1200m	1000m	800m	600m	400m	200m
Section Times	1:19.46 [7] (0:08.57)	1:10.89 [4] (0:11.16)	0:59.73 [6] (0:11.54)	0:48.19 [8] (0:11.66)	0:36.53 [8] (0:11.94)	0:24.59 [6] (0:12.13)	0:12.46 [6] (0:12.46)
Average Speed [km/h]	41.9	64.8	62.9	62.6	61.1	60.2	57.6
Top Speed [km/h]	61.3	66.1	64.5	63.6	61.8	61.2	59.2
Avg. Dist. to Rail [m]	10.9	3.7	2.4	3.7	2.7	4.1	6.0
Avg. Stride Freq. [Hz]	2.2	2.4	2.3	2.3	2.3	2.3	2.3
Avg. Stride Length [m]	6.1	7.7	7.5	7.5	7.4	7.2	7.0



- [] Ranking at each section and finish
- .-.- No data available at this section
- NA No data available



Horse/Jockey Name	Winter Rain
Final Rank	8
Fastest Section Time (Section)	0:08.49 (Overall)
Top Speed [km/h] (Section)	66.5 (1200m)
Race State	Finished



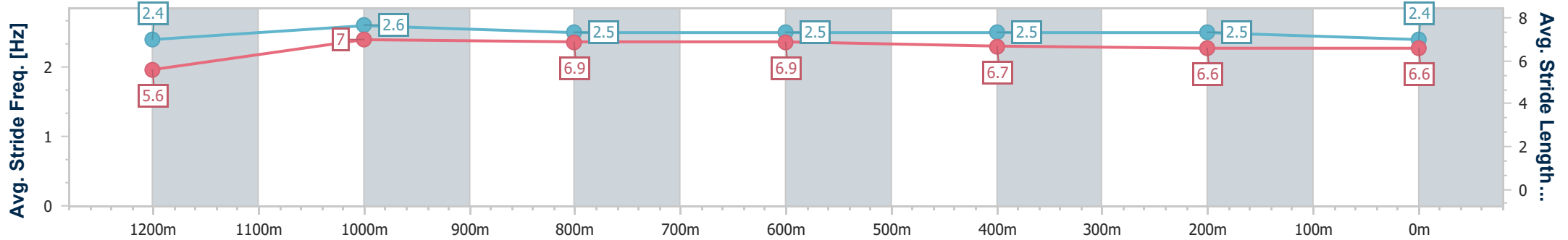
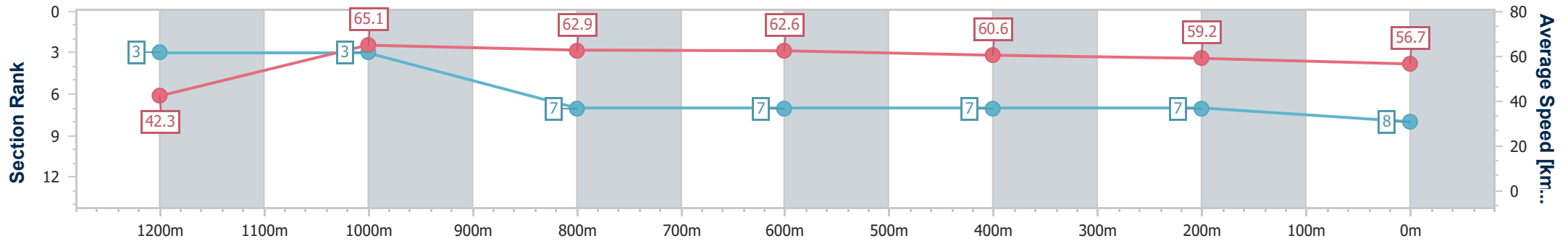
Toowoomba QLD Professional
Race 2: THE V.J. BUTLER MEMORIAL BENCHMARK 70
Handicap - 1300m



25 November 2023 - 17:42

Track Rating: Soft 5, Weather: Overcast, Rail Position: Out 2.5 metres 1600-1400; Out 1 metre Remainder.

Section	Overall	1200m	1000m	800m	600m	400m	200m						
Section Times	1:19.79 [8] (0:08.49)	1:11.30 [3] (0:11.10)	1:00.20 [3] (0:11.61)	0:48.59 [7] (0:11.70)	0:36.89 [7] (0:11.98)	0:24.91 [7] (0:12.20)	0:12.71 [7] (0:12.71)						
Average Speed [km/h]	42.3	65.1	62.9	62.6	60.6	59.2	56.7						
Top Speed [km/h]	61.8	66.5	64.5	64.0	61.9	59.9	59.3						
Avg. Dist. to Rail [m]	9.7	4.5	3.7	4.5	2.0	1.6	4.4						
Avg. Stride Freq. [Hz]	2.4	2.6	2.5	2.5	2.5	2.5	2.4						
Avg. Stride Length [m]	5.6	7.0	6.9	6.9	6.7	6.6	6.6						



- [] Ranking at each section and finish
- .-.- No data available at this section
- NA No data available



Horse/Jockey Name	South Parade
Final Rank	9
Fastest Section Time (Section)	0:08.60 (Overall)
Top Speed [km/h] (Section)	67.6 (1200m)
Race State	Finished



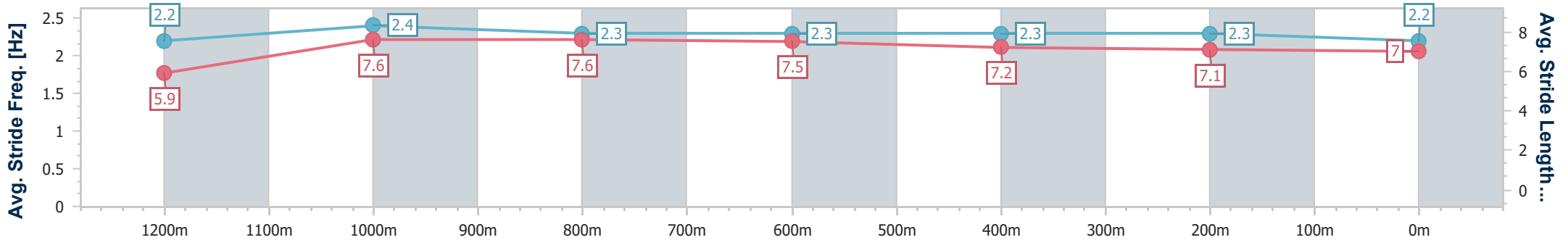
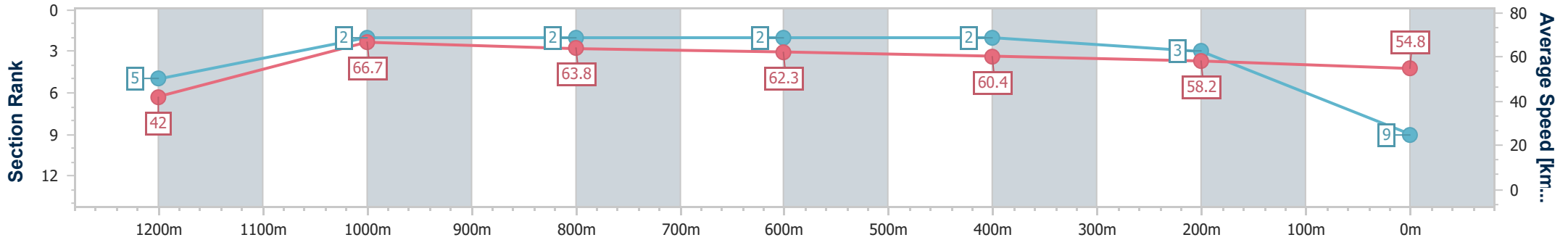
Toowoomba QLD Professional
 Race 2: THE V.J. BUTLER MEMORIAL BENCHMARK 70
 Handicap - 1300m



25 November 2023 - 17:42

Track Rating: Soft 5, Weather: Overcast, Rail Position: Out 2.5 metres 1600-1400; Out 1 metre Remainder.

Section	Overall	1200m	1000m	800m	600m	400m	200m
Section Times	1:19.88 [9] (0:08.60)	1:11.28 [5] (0:10.80)	1:00.48 [2] (0:11.39)	0:49.09 [2] (0:11.62)	0:37.47 [2] (0:11.95)	0:25.52 [2] (0:12.40)	0:13.12 [3] (0:13.12)
Average Speed [km/h]	42.0	66.7	63.8	62.3	60.4	58.2	54.8
Top Speed [km/h]	64.5	67.6	65.2	62.9	62.2	59.4	56.6
Avg. Dist. to Rail [m]	9.1	5.7	3.5	1.2	0.9	0.8	2.2
Avg. Stride Freq. [Hz]	2.2	2.4	2.3	2.3	2.3	2.3	2.2
Avg. Stride Length [m]	5.9	7.6	7.6	7.5	7.2	7.1	7.0



- [] Ranking at each section and finish
- .-.- No data available at this section
- NA No data available



Horse/Jockey Name	Coynes Road
Final Rank	10
Fastest Section Time (Section)	0:08.87 (Overall)
Top Speed [km/h] (Section)	65.7 (1200m)
Race State	Finished



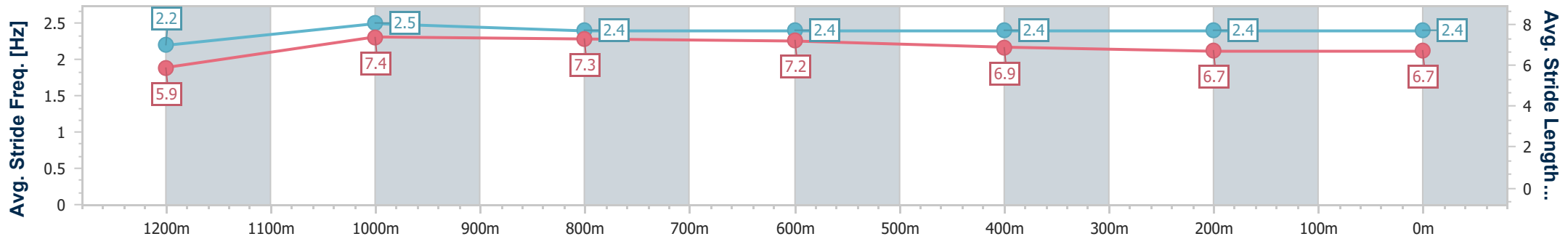
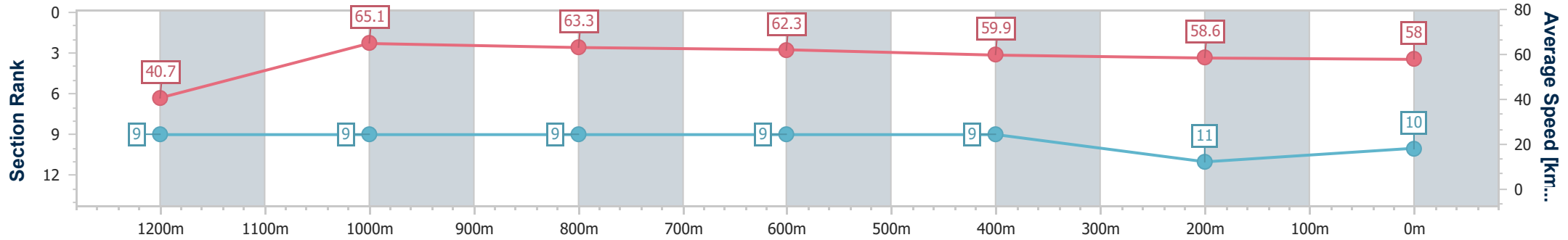
Toowoomba QLD Professional
Race 2: THE V.J. BUTLER MEMORIAL BENCHMARK 70
Handicap - 1300m



25 November 2023 - 17:42

Track Rating: Soft 5, Weather: Overcast, Rail Position: Out 2.5 metres 1600-1400; Out 1 metre Remainder.

Section	Overall	1200m	1000m	800m	600m	400m	200m
Section Times	1:20.07 [10] (0:08.87)	1:11.20 [9] (0:11.11)	1:00.09 [9] (0:11.50)	0:48.59 [9] (0:11.67)	0:36.92 [9] (0:12.10)	0:24.82 [9] (0:12.43)	0:12.39 [11] (0:12.39)
Average Speed [km/h]	40.7	65.1	63.3	62.3	59.9	58.6	58.0
Top Speed [km/h]	61.6	65.7	64.9	62.8	62.1	59.8	60.2
Avg. Dist. to Rail [m]	10.6	6.1	3.8	2.3	1.8	2.8	2.6
Avg. Stride Freq. [Hz]	2.2	2.5	2.4	2.4	2.4	2.4	2.4
Avg. Stride Length [m]	5.9	7.4	7.3	7.2	6.9	6.7	6.7



- [] Ranking at each section and finish
- .-.- No data available at this section
- NA No data available



Horse/Jockey Name	Emilee's Empire
Final Rank	11
Fastest Section Time (Section)	0:08.72 (Overall)
Top Speed [km/h] (Section)	66.5 (1200m)
Race State	Finished



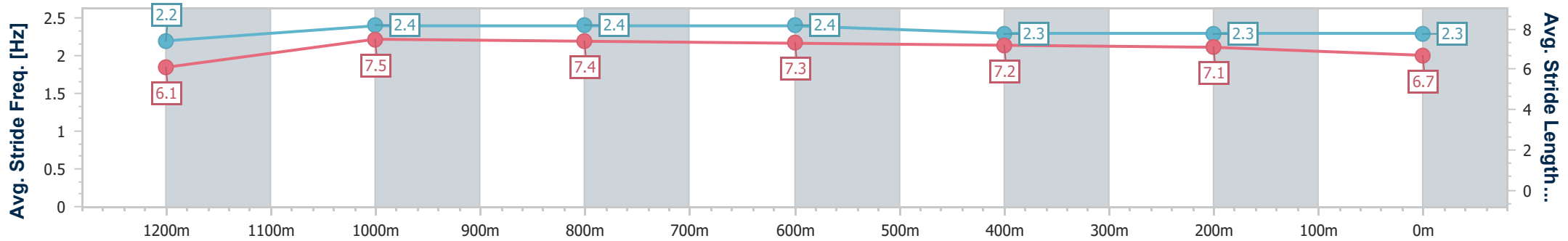
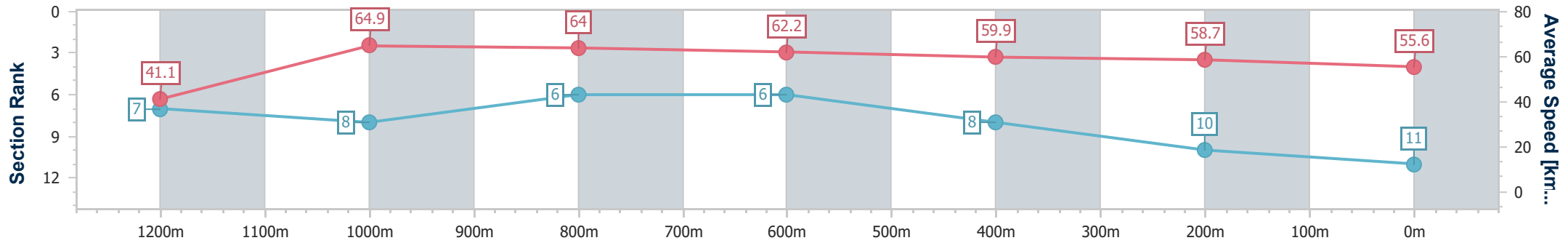
Toowoomba QLD Professional
 Race 2: THE V.J. BUTLER MEMORIAL BENCHMARK 70
 Handicap - 1300m



25 November 2023 - 17:42

Track Rating: Soft 5, Weather: Overcast, Rail Position: Out 2.5 metres 1600-1400; Out 1 metre Remainder.

Section	Overall	1200m	1000m	800m	600m	400m	200m
Section Times	1:20.18 [11] (0:08.72)	1:11.46 [7] (0:11.10)	1:00.36 [8] (0:11.36)	0:49.00 [6] (0:11.67)	0:37.33 [6] (0:12.07)	0:25.26 [8] (0:12.36)	0:12.90 [10] (0:12.90)
Average Speed [km/h]	41.1	64.9	64.0	62.2	59.9	58.7	55.6
Top Speed [km/h]	62.6	66.5	66.0	63.3	62.2	59.3	58.3
Avg. Dist. to Rail [m]	6.5	3.2	2.5	2.0	1.7	0.9	0.3
Avg. Stride Freq. [Hz]	2.2	2.4	2.4	2.4	2.3	2.3	2.3
Avg. Stride Length [m]	6.1	7.5	7.4	7.3	7.2	7.1	6.7



- [] Ranking at each section and finish
- .-.- No data available at this section
- NA No data available