



Toowoomba QLD Professional
Race 4: BUTLERS CONCRETE CONTRACTORS BENCHMARK 62
Handicap - 1625m
25 November 2023 - 18:52



Track Rating: Soft 5, Weather: Overcast, Rail Position: Out 2.5 metres 1600-1400; Out 1 metre Remainder.

| Section | | Overall | 1400m | 1200m | 1000m | 800m | 600m | 400m | Last 600m | | | | |
|-------------|-------------------------------------|----------------------|----------------------|----------------------|--------------------------|--------------------------|--------------------------|--------------------------|--------------------------|--------------------------|--------------------------|---------|------------------------|
| Field Times | | 1:39.08 (0:15.13) | 1:23.95 (0:11.25) | 1:12.70 (0:11.72) | 1:00.98 (0:12.36) | 0:48.62 (0:12.24) | 0:36.38 (0:12.17) | 0:24.21 (0:12.10) | 0:36.38 | | | | |
| Rank | TAB Horse/Jockey | Barrier | Top Speed [km/h] | Fastest Section | | | | | | | | | Distance Travelled [m] |
| 1 | 9 BEARHUG Samantha Collett | 2 | 64.8 1400m | 0:11.23 1400m | 1:39.08 [1] (0:15.15) | 1:23.93 [2] (0:11.23) | 1:12.70 [1] (0:11.74) | 1:00.96 [2] (0:12.34) | 0:48.62 [1] (0:12.24) | 0:36.38 [1] (0:12.17) | 0:24.21 [1] (0:12.10) | 0:36.38 | |
| 2 | 1 TUHINGA Jaden Lloyd | 3 | 64.7 1400m | 0:11.32 1400m | 1:39.24 [2] (0:15.30) | 1:23.94 [3] (0:11.32) | 1:12.62 [3] (0:11.74) | 1:00.88 [4] (0:12.47) | 0:48.41 [3] (0:12.21) | 0:36.20 [3] (0:12.25) | 0:23.95 [3] (0:12.04) | 0:36.20 | +5 |
| 3 | 2 EXPECTANT Sophie Wilcock | 1 | 64.8 Overall | 0:11.28 1400m | 1:40.15 [3] (0:15.62) | 1:24.53 [6] (0:11.28) | 1:13.25 [6] (0:11.75) | 1:01.50 [6] (0:12.42) | 0:49.08 [5] (0:12.11) | 0:36.97 [5] (0:12.22) | 0:24.75 [5] (0:12.16) | 0:36.97 | -2 |
| 4 | 6 MORE THAN SUBTLE Anthony Allen | 9 | 66.9 Overall | 0:11.33 1400m | 1:40.25 [4] (0:15.33) | 1:24.92 [4] (0:11.33) | 1:13.59 [4] (0:11.44) | 1:02.15 [1] (0:12.49) | 0:49.66 [2] (0:12.34) | 0:37.32 [2] (0:12.22) | 0:25.10 [2] (0:12.37) | 0:37.32 | +12 |
| 5 | 4 SEA TREASURES Karl Zechner | 6 | 65.4 Overall | 0:11.35 1400m | 1:40.36 [5] (0:15.67) | 1:24.69 [8] (0:11.35) | 1:13.34 [8] (0:11.87) | 1:01.47 [8] (0:12.43) | 0:49.04 [8] (0:12.16) | 0:36.88 [7] (0:12.18) | 0:24.70 [8] (0:12.32) | 0:36.88 | +7 |
| 6 | 10 MY WHISTLEBLOWER Les Tilley | 8 | 67.1 Overall | 0:11.32 1400m | 1:40.41 [6] (0:15.64) | 1:24.77 [7] (0:11.32) | 1:13.45 [7] (0:11.81) | 1:01.64 [7] (0:12.49) | 0:49.15 [7] (0:12.30) | 0:36.85 [8] (0:12.10) | 0:24.75 [7] (0:12.19) | 0:36.85 | +15 |
| 7 | 8 ALERT AND READY Nozi Tomizawa | 5 | 66.6 Overall | 0:11.35 1400m | 1:40.73 [7] (0:15.41) | 1:25.32 [5] (0:11.35) | 1:13.97 [5] (0:11.72) | 1:02.25 [5] (0:12.63) | 0:49.62 [6] (0:12.16) | 0:37.46 [6] (0:12.12) | 0:25.34 [4] (0:12.49) | 0:37.46 | +11 |
| 8 | 3 BURGUNDER Sariah Champkin | 7 | 65.5 Overall | 0:11.48 1400m | 1:40.84 [8] (0:15.13) | 1:25.71 [1] (0:11.48) | 1:14.23 [2] (0:11.69) | 1:02.54 [3] (0:12.54) | 0:50.00 [4] (0:12.32) | 0:37.68 [4] (0:12.27) | 0:25.41 [6] (0:12.48) | 0:37.68 | +8 |

Scratched: Dazzling Flash (#5), Star Chance (#7)

[] Ranking at each section and finish
 -:-:- No data available at this section
 NA No data available

SCN Saddle cloth number
 DNF Did not finish
 DNT Did not track



Toowoomba QLD Professional
Race 4: BUTLERS CONCRETE CONTRACTORS BENCHMARK 62
Handicap - 1625m
25 November 2023 - 18:52



Track Rating: Soft 5, Weather: Overcast, Rail Position: Out 2.5 metres 1600-1400; Out 1 metre Remainder.

| Section | | | | 200m | | | | Last 600m | | |
|-------------|-----|--|---------|------------------|------------------|--------------------------|---------|-----------|------------------------|-----|
| Field Times | | | | 0:12.11 | | | | 0:36.38 | | |
| | | | | (0:12.11) | | | | | | |
| Rank | TAB | Horse/Jockey | Barrier | Top Speed [km/h] | Fastest Section | Margin | | | Distance Travelled [m] | |
| 1 | 9 | BEARHUG Samantha Collett | 2 | 64.8 1400m | 0:11.23 1400m | 0:12.11 [1] (0:12.11) | 1:39.08 | | 0:36.38 | |
| 2 | 1 | TUHINGA Jaden Lloyd | 3 | 64.7 1400m | 0:11.32 1400m | 0:11.91 [2] (0:11.91) | 0.8L | | 0:36.20 | +5 |
| 3 | 2 | EXPECTANT Sophie Wilcock | 1 | 64.8 Overall | 0:11.28 1400m | 0:12.59 [4] (0:12.59) | 6.1L | | 0:36.97 | -2 |
| 4 | 6 | MORE THAN SUBTLE Anthony Allen | 9 | 66.9 Overall | 0:11.33 1400m | 0:12.73 [3] (0:12.73) | 6.6L | | 0:37.32 | +12 |
| 5 | 4 | SEA TREASURES Karl Zechner | 6 | 65.4 Overall | 0:11.35 1400m | 0:12.38 [8] (0:12.38) | 7.1L | | 0:36.88 | +7 |
| 6 | 10 | MY WHISTLEBLOWER Les Tilley | 8 | 67.1 Overall | 0:11.32 1400m | 0:12.56 [5] (0:12.56) | 7.3L | | 0:36.85 | +15 |
| 7 | 8 | ALERT AND READY Nozi Tomizawa | 5 | 66.6 Overall | 0:11.35 1400m | 0:12.85 [6] (0:12.85) | 9.1L | | 0:37.46 | +11 |
| 8 | 3 | BURGUNDER Sariah Champkin | 7 | 65.5 Overall | 0:11.48 1400m | 0:12.93 [7] (0:12.93) | 9.6L | | 0:37.68 | +8 |

Scratched: Dazzling Flash (#5), Star Chance (#7)



| | |
|--------------------------------|-----------------|
| Horse/Jockey Name | Bearhug |
| Final Rank | 1 |
| Fastest Section Time (Section) | 0:11.23 (1400m) |
| Top Speed [km/h] (Section) | 64.8 (1400m) |
| Race State | Finished |



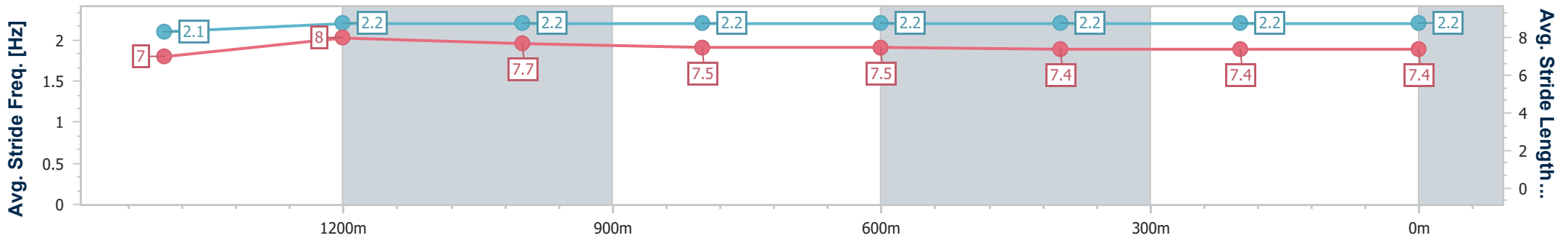
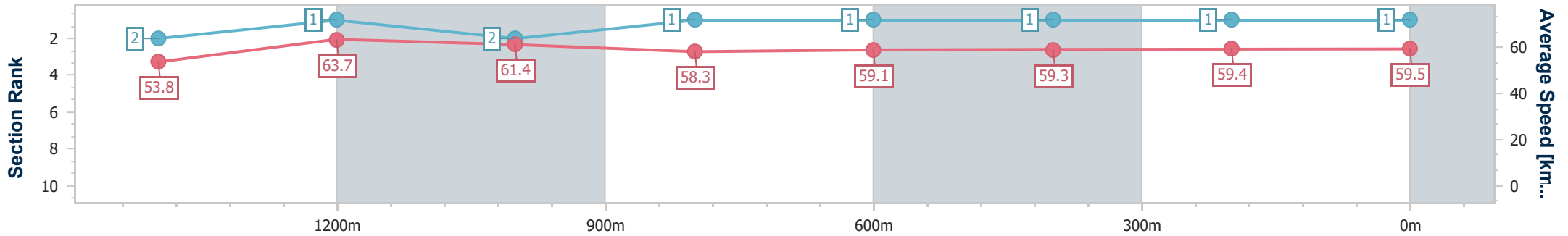
Toowoomba QLD Professional
 Race 4: BUTLERS CONCRETE CONTRACTORS BENCHMARK
 62 Handicap - 1625m



25 November 2023 - 18:52

Track Rating: Soft 5, Weather: Overcast, Rail Position: Out 2.5 metres 1600-1400; Out 1 metre Remainder.

| Section | Overall | 1400m | 1200m | 1000m | 800m | 600m | 400m | 200m | | | | | | |
|------------------------|--------------------------|--------------------------|--------------------------|--------------------------|--------------------------|--------------------------|--------------------------|--------------------------|--|--|--|--|--|--|
| Section Times | 1:39.08 [1] (0:15.15) | 1:23.93 [2] (0:11.23) | 1:12.70 [1] (0:11.74) | 1:00.96 [2] (0:12.34) | 0:48.62 [1] (0:12.24) | 0:36.38 [1] (0:12.17) | 0:24.21 [1] (0:12.10) | 0:12.11 [1] (0:12.11) | | | | | | |
| Average Speed [km/h] | 53.8 | 63.7 | 61.4 | 58.3 | 59.1 | 59.3 | 59.4 | 59.5 | | | | | | |
| Top Speed [km/h] | 64.7 | 64.8 | 61.9 | 60.9 | 60.1 | 60.3 | 60.5 | 60.5 | | | | | | |
| Avg. Dist. to Rail [m] | 2.9 | 0.6 | 0.4 | 0.6 | 1.4 | 0.8 | 0.4 | 0.4 | | | | | | |
| Avg. Stride Freq. [Hz] | 2.1 | 2.2 | 2.2 | 2.2 | 2.2 | 2.2 | 2.2 | 2.2 | | | | | | |
| Avg. Stride Length [m] | 7.0 | 8.0 | 7.7 | 7.5 | 7.5 | 7.4 | 7.4 | 7.4 | | | | | | |



- [] Ranking at each section and finish
- .-.- No data available at this section
- NA No data available



| | |
|--------------------------------|-----------------|
| Horse/Jockey Name | Tuhinga |
| Final Rank | 2 |
| Fastest Section Time (Section) | 0:11.32 (1400m) |
| Top Speed [km/h] (Section) | 64.7 (1400m) |
| Race State | Finished |



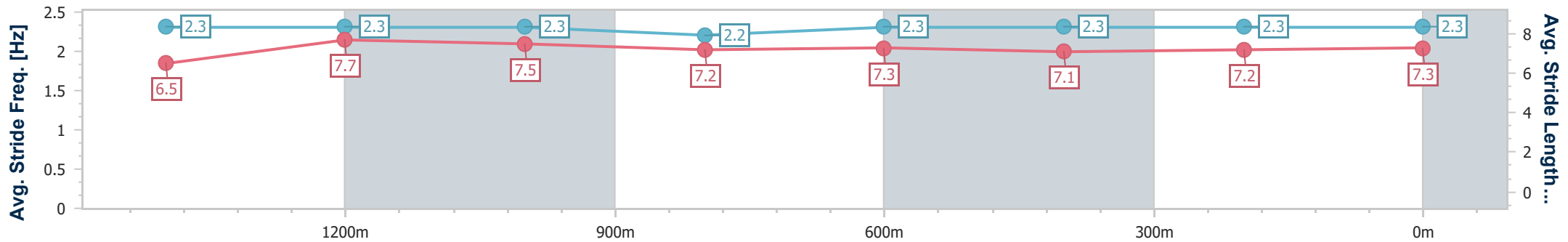
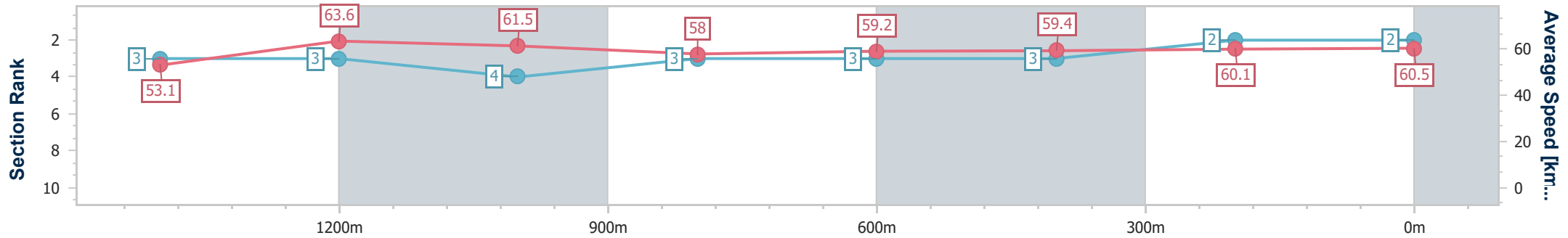
Toowoomba QLD Professional
 Race 4: BUTLERS CONCRETE CONTRACTORS BENCHMARK
 62 Handicap - 1625m



25 November 2023 - 18:52

Track Rating: Soft 5, Weather: Overcast, Rail Position: Out 2.5 metres 1600-1400; Out 1 metre Remainder.

| Section | Overall | 1400m | 1200m | 1000m | 800m | 600m | 400m | 200m | | | | | | |
|------------------------|--------------------------|--------------------------|--------------------------|--------------------------|--------------------------|--------------------------|--------------------------|--------------------------|--|--|--|--|--|--|
| Section Times | 1:39.24 [2] (0:15.30) | 1:23.94 [3] (0:11.32) | 1:12.62 [3] (0:11.74) | 1:00.88 [4] (0:12.47) | 0:48.41 [3] (0:12.21) | 0:36.20 [3] (0:12.25) | 0:23.95 [3] (0:12.04) | 0:11.91 [2] (0:11.91) | | | | | | |
| Average Speed [km/h] | 53.1 | 63.6 | 61.5 | 58.0 | 59.2 | 59.4 | 60.1 | 60.5 | | | | | | |
| Top Speed [km/h] | 64.6 | 64.7 | 62.3 | 60.8 | 59.9 | 60.0 | 60.8 | 61.5 | | | | | | |
| Avg. Dist. to Rail [m] | 4.1 | 0.7 | 2.2 | 1.6 | 1.5 | 1.9 | 1.2 | 0.5 | | | | | | |
| Avg. Stride Freq. [Hz] | 2.3 | 2.3 | 2.3 | 2.2 | 2.3 | 2.3 | 2.3 | 2.3 | | | | | | |
| Avg. Stride Length [m] | 6.5 | 7.7 | 7.5 | 7.2 | 7.3 | 7.1 | 7.2 | 7.3 | | | | | | |



- [] Ranking at each section and finish
- .-.- No data available at this section
- NA No data available



| | |
|--------------------------------|-----------------|
| Horse/Jockey Name | Expectant |
| Final Rank | 3 |
| Fastest Section Time (Section) | 0:11.28 (1400m) |
| Top Speed [km/h] (Section) | 64.8 (Overall) |
| Race State | Finished |



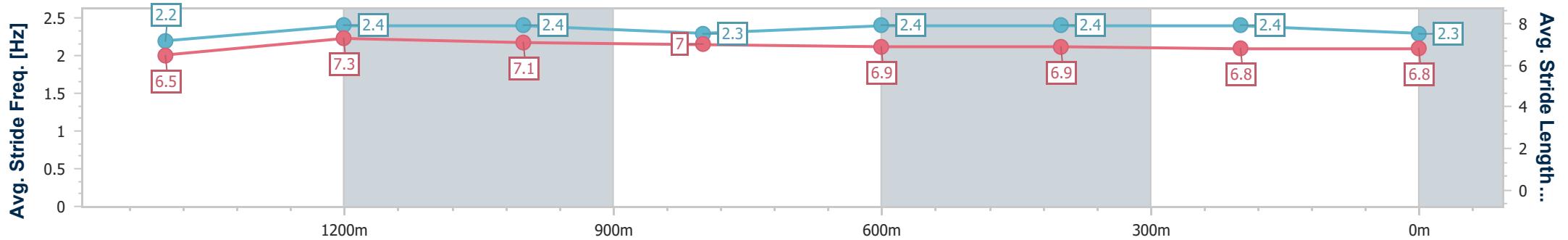
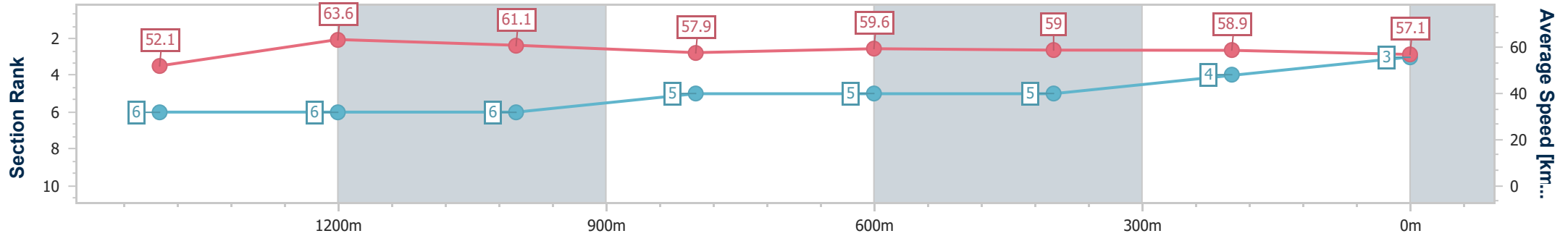
Toowoomba QLD Professional
 Race 4: BUTLERS CONCRETE CONTRACTORS BENCHMARK
 62 Handicap - 1625m



25 November 2023 - 18:52

Track Rating: Soft 5, Weather: Overcast, Rail Position: Out 2.5 metres 1600-1400; Out 1 metre Remainder.

| Section | Overall | 1400m | 1200m | 1000m | 800m | 600m | 400m | 200m | | | | | | |
|------------------------|--------------------------|--------------------------|--------------------------|--------------------------|--------------------------|--------------------------|--------------------------|--------------------------|--|--|--|--|--|--|
| Section Times | 1:40.15 [3] (0:15.62) | 1:24.53 [6] (0:11.28) | 1:13.25 [6] (0:11.75) | 1:01.50 [6] (0:12.42) | 0:49.08 [5] (0:12.11) | 0:36.97 [5] (0:12.22) | 0:24.75 [5] (0:12.16) | 0:12.59 [4] (0:12.59) | | | | | | |
| Average Speed [km/h] | 52.1 | 63.6 | 61.1 | 57.9 | 59.6 | 59.0 | 58.9 | 57.1 | | | | | | |
| Top Speed [km/h] | 64.8 | 64.6 | 62.1 | 61.3 | 61.2 | 60.3 | 60.0 | 58.7 | | | | | | |
| Avg. Dist. to Rail [m] | 2.3 | 0.6 | 1.0 | 0.5 | 0.7 | 0.5 | 1.1 | 0.5 | | | | | | |
| Avg. Stride Freq. [Hz] | 2.2 | 2.4 | 2.4 | 2.3 | 2.4 | 2.4 | 2.4 | 2.3 | | | | | | |
| Avg. Stride Length [m] | 6.5 | 7.3 | 7.1 | 7.0 | 6.9 | 6.9 | 6.8 | 6.8 | | | | | | |



- [] Ranking at each section and finish
- .-.- No data available at this section
- NA No data available



| | |
|--------------------------------|------------------|
| Horse/Jockey Name | More Than Subtle |
| Final Rank | 4 |
| Fastest Section Time (Section) | 0:11.33 (1400m) |
| Top Speed [km/h] (Section) | 66.9 (Overall) |
| Race State | Finished |



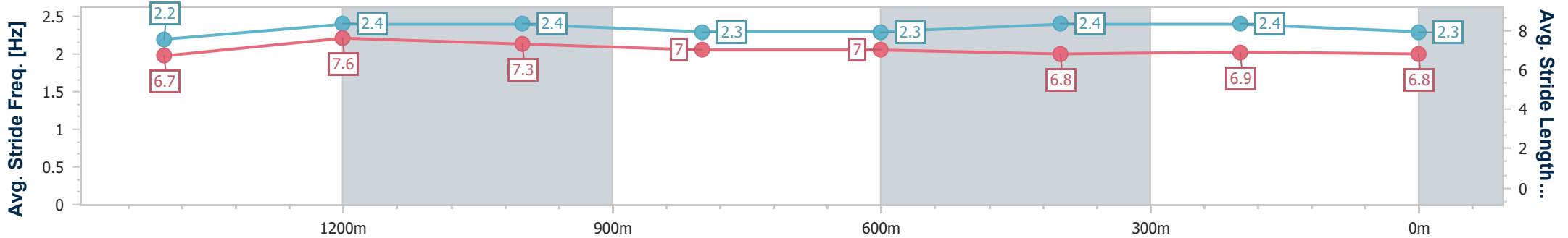
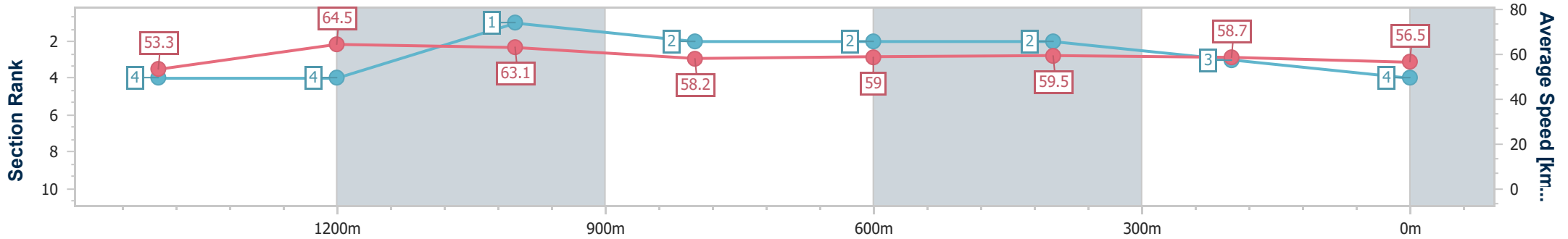
Toowoomba QLD Professional
 Race 4: BUTLERS CONCRETE CONTRACTORS BENCHMARK
 62 Handicap - 1625m



25 November 2023 - 18:52

Track Rating: Soft 5, Weather: Overcast, Rail Position: Out 2.5 metres 1600-1400; Out 1 metre Remainder.

| Section | Overall | 1400m | 1200m | 1000m | 800m | 600m | 400m | 200m | | | | | | |
|------------------------|--------------------------|--------------------------|--------------------------|--------------------------|--------------------------|--------------------------|--------------------------|--------------------------|--|--|--|--|--|--|
| Section Times | 1:40.25 [4] (0:15.33) | 1:24.92 [4] (0:11.33) | 1:13.59 [4] (0:11.44) | 1:02.15 [1] (0:12.49) | 0:49.66 [2] (0:12.34) | 0:37.32 [2] (0:12.22) | 0:25.10 [2] (0:12.37) | 0:12.73 [3] (0:12.73) | | | | | | |
| Average Speed [km/h] | 53.3 | 64.5 | 63.1 | 58.2 | 59.0 | 59.5 | 58.7 | 56.5 | | | | | | |
| Top Speed [km/h] | 66.9 | 66.5 | 64.7 | 61.1 | 59.7 | 61.4 | 60.3 | 57.5 | | | | | | |
| Avg. Dist. to Rail [m] | 7.1 | 2.2 | 4.2 | 2.9 | 2.8 | 2.1 | 1.8 | 1.9 | | | | | | |
| Avg. Stride Freq. [Hz] | 2.2 | 2.4 | 2.4 | 2.3 | 2.3 | 2.4 | 2.4 | 2.3 | | | | | | |
| Avg. Stride Length [m] | 6.7 | 7.6 | 7.3 | 7.0 | 7.0 | 6.8 | 6.9 | 6.8 | | | | | | |



- [] Ranking at each section and finish
- .-.- No data available at this section
- NA No data available



| | |
|--------------------------------|-----------------|
| Horse/Jockey Name | Sea Treasures |
| Final Rank | 5 |
| Fastest Section Time (Section) | 0:11.35 (1400m) |
| Top Speed [km/h] (Section) | 65.4 (Overall) |
| Race State | Finished |



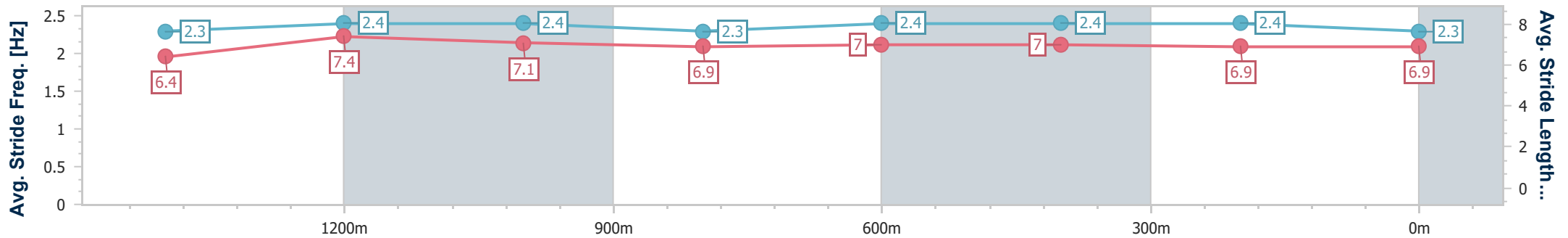
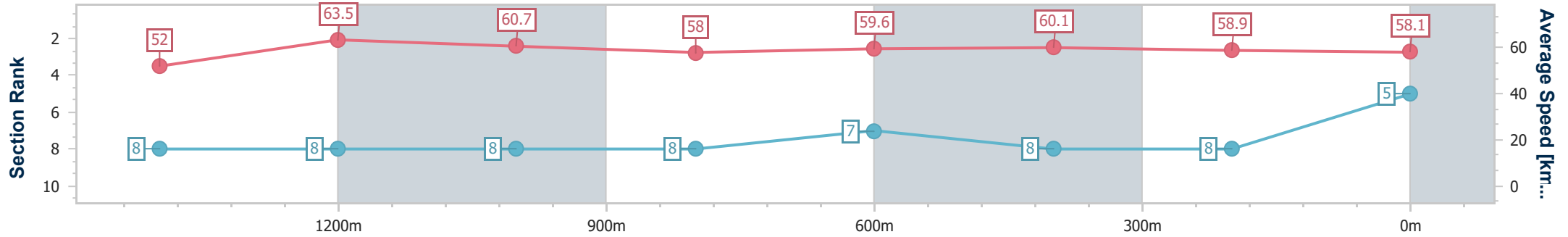
Toowoomba QLD Professional
 Race 4: BUTLERS CONCRETE CONTRACTORS BENCHMARK
 62 Handicap - 1625m



25 November 2023 - 18:52

Track Rating: Soft 5, Weather: Overcast, Rail Position: Out 2.5 metres 1600-1400; Out 1 metre Remainder.

| Section | Overall | 1400m | 1200m | 1000m | 800m | 600m | 400m | 200m | | | | | | |
|------------------------|--------------------------|--------------------------|--------------------------|--------------------------|--------------------------|--------------------------|--------------------------|--------------------------|--|--|--|--|--|--|
| Section Times | 1:40.36 [5] (0:15.67) | 1:24.69 [8] (0:11.35) | 1:13.34 [8] (0:11.87) | 1:01.47 [8] (0:12.43) | 0:49.04 [8] (0:12.16) | 0:36.88 [7] (0:12.18) | 0:24.70 [8] (0:12.32) | 0:12.38 [8] (0:12.38) | | | | | | |
| Average Speed [km/h] | 52.0 | 63.5 | 60.7 | 58.0 | 59.6 | 60.1 | 58.9 | 58.1 | | | | | | |
| Top Speed [km/h] | 65.4 | 64.8 | 62.4 | 60.5 | 60.7 | 61.4 | 60.2 | 58.8 | | | | | | |
| Avg. Dist. to Rail [m] | 4.5 | 0.6 | 0.3 | 0.7 | 2.3 | 2.9 | 2.6 | 3.0 | | | | | | |
| Avg. Stride Freq. [Hz] | 2.3 | 2.4 | 2.4 | 2.3 | 2.4 | 2.4 | 2.4 | 2.3 | | | | | | |
| Avg. Stride Length [m] | 6.4 | 7.4 | 7.1 | 6.9 | 7.0 | 7.0 | 6.9 | 6.9 | | | | | | |



- [] Ranking at each section and finish
- .-.- No data available at this section
- NA No data available



| | |
|--------------------------------|------------------|
| Horse/Jockey Name | My Whistleblower |
| Final Rank | 6 |
| Fastest Section Time (Section) | 0:11.32 (1400m) |
| Top Speed [km/h] (Section) | 67.1 (Overall) |
| Race State | Finished |



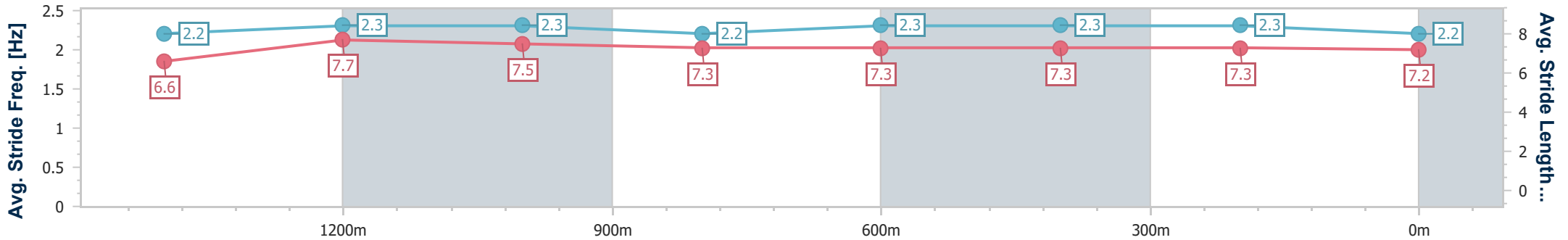
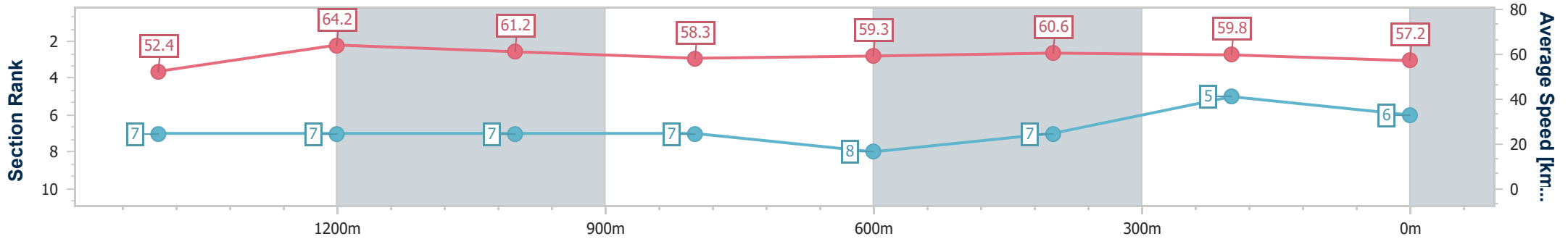
Toowoomba QLD Professional
 Race 4: BUTLERS CONCRETE CONTRACTORS BENCHMARK
 62 Handicap - 1625m



25 November 2023 - 18:52

Track Rating: Soft 5, Weather: Overcast, Rail Position: Out 2.5 metres 1600-1400; Out 1 metre Remainder.

| Section | Overall | 1400m | 1200m | 1000m | 800m | 600m | 400m | 200m | | | | | |
|------------------------|--------------------------|--------------------------|--------------------------|--------------------------|--------------------------|--------------------------|--------------------------|--------------------------|--|--|--|--|--|
| Section Times | 1:40.41 [6] (0:15.64) | 1:24.77 [7] (0:11.32) | 1:13.45 [7] (0:11.81) | 1:01.64 [7] (0:12.49) | 0:49.15 [7] (0:12.30) | 0:36.85 [8] (0:12.10) | 0:24.75 [7] (0:12.19) | 0:12.56 [5] (0:12.56) | | | | | |
| Average Speed [km/h] | 52.4 | 64.2 | 61.2 | 58.3 | 59.3 | 60.6 | 59.8 | 57.2 | | | | | |
| Top Speed [km/h] | 67.1 | 67.1 | 62.5 | 61.5 | 60.6 | 61.6 | 61.4 | 58.8 | | | | | |
| Avg. Dist. to Rail [m] | 6.7 | 2.4 | 3.4 | 3.1 | 3.5 | 3.6 | 3.7 | 4.5 | | | | | |
| Avg. Stride Freq. [Hz] | 2.2 | 2.3 | 2.3 | 2.2 | 2.3 | 2.3 | 2.3 | 2.2 | | | | | |
| Avg. Stride Length [m] | 6.6 | 7.7 | 7.5 | 7.3 | 7.3 | 7.3 | 7.3 | 7.2 | | | | | |



- [] Ranking at each section and finish
- .-.- No data available at this section
- NA No data available



| | |
|--------------------------------|-----------------|
| Horse/Jockey Name | Alert And Ready |
| Final Rank | 7 |
| Fastest Section Time (Section) | 0:11.35 (1400m) |
| Top Speed [km/h] (Section) | 66.6 (Overall) |
| Race State | Finished |



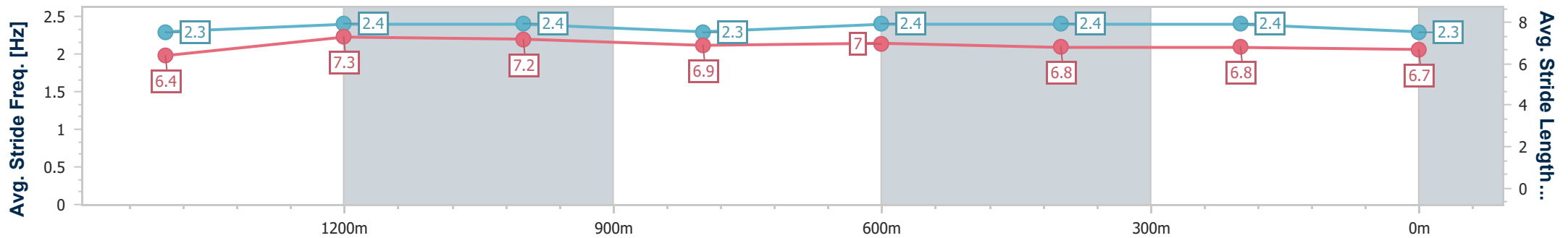
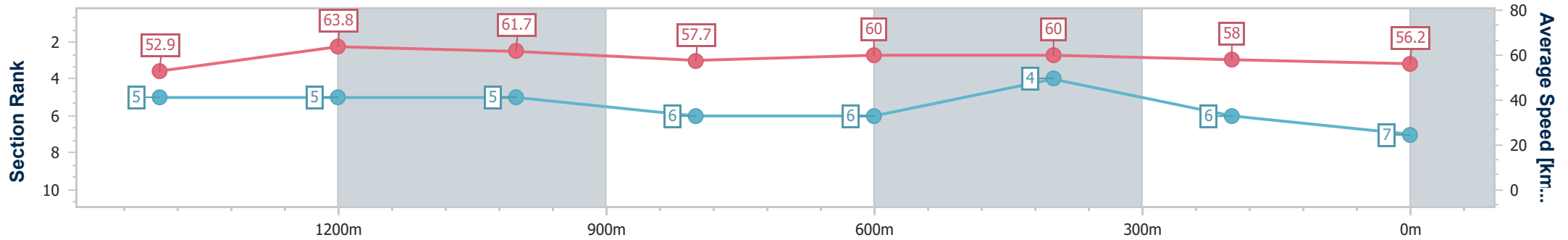
Toowoomba QLD Professional
 Race 4: BUTLERS CONCRETE CONTRACTORS BENCHMARK
 62 Handicap - 1625m



25 November 2023 - 18:52

Track Rating: Soft 5, Weather: Overcast, Rail Position: Out 2.5 metres 1600-1400; Out 1 metre Remainder.

| Section | Overall | 1400m | 1200m | 1000m | 800m | 600m | 400m | 200m | | | | | | |
|------------------------|--------------------------|--------------------------|--------------------------|--------------------------|--------------------------|--------------------------|--------------------------|--------------------------|--|--|--|--|--|--|
| Section Times | 1:40.73 [7] (0:15.41) | 1:25.32 [5] (0:11.35) | 1:13.97 [5] (0:11.72) | 1:02.25 [5] (0:12.63) | 0:49.62 [6] (0:12.16) | 0:37.46 [6] (0:12.12) | 0:25.34 [4] (0:12.49) | 0:12.85 [6] (0:12.85) | | | | | | |
| Average Speed [km/h] | 52.9 | 63.8 | 61.7 | 57.7 | 60.0 | 60.0 | 58.0 | 56.2 | | | | | | |
| Top Speed [km/h] | 66.6 | 65.9 | 62.2 | 61.0 | 61.0 | 61.3 | 59.7 | 57.5 | | | | | | |
| Avg. Dist. to Rail [m] | 4.3 | 1.2 | 3.1 | 3.6 | 3.2 | 2.6 | 2.1 | 1.3 | | | | | | |
| Avg. Stride Freq. [Hz] | 2.3 | 2.4 | 2.4 | 2.3 | 2.4 | 2.4 | 2.4 | 2.3 | | | | | | |
| Avg. Stride Length [m] | 6.4 | 7.3 | 7.2 | 6.9 | 7.0 | 6.8 | 6.8 | 6.7 | | | | | | |



- [] Ranking at each section and finish
- .-.- No data available at this section
- NA No data available



| | |
|--------------------------------|-----------------|
| Horse/Jockey Name | Burgunder |
| Final Rank | 8 |
| Fastest Section Time (Section) | 0:11.48 (1400m) |
| Top Speed [km/h] (Section) | 65.5 (Overall) |
| Race State | Finished |



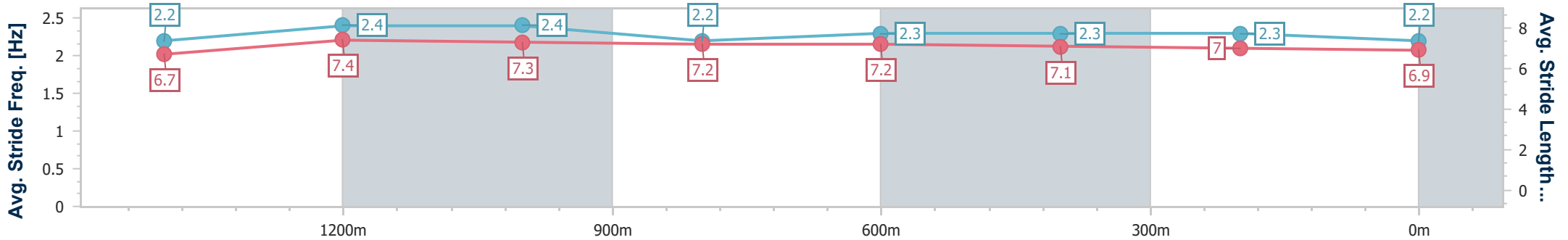
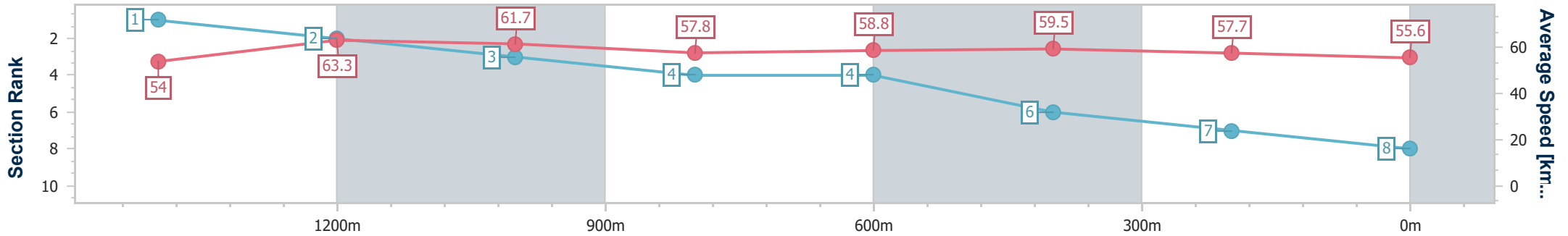
Toowoomba QLD Professional
 Race 4: BUTLERS CONCRETE CONTRACTORS BENCHMARK
 62 Handicap - 1625m



25 November 2023 - 18:52

Track Rating: Soft 5, Weather: Overcast, Rail Position: Out 2.5 metres 1600-1400; Out 1 metre Remainder.

| Section | Overall | 1400m | 1200m | 1000m | 800m | 600m | 400m | 200m | | | | | |
|------------------------|--------------------------|--------------------------|--------------------------|--------------------------|--------------------------|--------------------------|--------------------------|--------------------------|--|--|--|--|--|
| Section Times | 1:40.84 [8] (0:15.13) | 1:25.71 [1] (0:11.48) | 1:14.23 [2] (0:11.69) | 1:02.54 [3] (0:12.54) | 0:50.00 [4] (0:12.32) | 0:37.68 [4] (0:12.27) | 0:25.41 [6] (0:12.48) | 0:12.93 [7] (0:12.93) | | | | | |
| Average Speed [km/h] | 54.0 | 63.3 | 61.7 | 57.8 | 58.8 | 59.5 | 57.7 | 55.6 | | | | | |
| Top Speed [km/h] | 65.5 | 64.5 | 62.9 | 60.9 | 59.9 | 60.4 | 58.5 | 57.4 | | | | | |
| Avg. Dist. to Rail [m] | 6.4 | 1.5 | 1.1 | 1.4 | 2.6 | 2.5 | 0.5 | 0.6 | | | | | |
| Avg. Stride Freq. [Hz] | 2.2 | 2.4 | 2.4 | 2.2 | 2.3 | 2.3 | 2.3 | 2.2 | | | | | |
| Avg. Stride Length [m] | 6.7 | 7.4 | 7.3 | 7.2 | 7.2 | 7.1 | 7.0 | 6.9 | | | | | |



- [] Ranking at each section and finish
- .-.- No data available at this section
- NA No data available