



Toowoomba QLD Professional
Race 7: SUBZERO AIRCONDITIONING QTIS Three-Year-Old Maiden
Handicap - 1200m
25 November 2023 - 20:29



Track Rating: Soft 5, Weather: Overcast, Rail Position: Out 2.5 metres 1600-1400; Out 1 metre Remainder.

Section		Overall	1000m	800m	600m	400m	200m	Last 600m					
Field Times		1:13.19 (0:13.27)	0:59.92 (0:11.23)	0:48.69 (0:11.88)	0:36.81 (0:12.26)	0:24.55 (0:12.43)	0:12.12 (0:12.12)	0:36.81					
Rank	TAB Horse/Jockey	Barrier	Top Speed [km/h]	Fastest Section							Margin	Distance Travelled [m]	
1	5 THE INFLICTOR Melea Castle	7	66.4 Overall	0:11.43 1000m	1:13.19 [1] (0:13.27)	0:59.92 [2] (0:11.43)	0:48.49 [4] (0:11.70)	0:36.79 [2] (0:12.43)	0:24.36 [3] (0:12.24)	0:12.12 [1] (0:12.12)	1:13.19	0:36.79	
2	7 GERALDINE'S WISH Alisha Donald	10	65.2 Overall	0:11.26 1000m	1:13.22 [2] (0:13.86)	0:59.36 [8] (0:11.26)	0:48.10 [7] (0:11.85)	0:36.25 [7] (0:12.21)	0:24.04 [6] (0:12.09)	0:11.95 [2] (0:11.95)	0.2L	0:36.25	-1
3	6 KEYBOARD Les Tilley	13	66.7 1000m	0:11.42 1000m	1:13.55 [3] (0:13.45)	1:00.10 [5] (0:11.42)	0:48.68 [5] (0:12.00)	0:36.68 [6] (0:12.33)	0:24.35 [7] (0:12.31)	0:12.04 [6] (0:12.04)	2L	0:36.68	+0
4	10 SHOUTS ALL DAY Jason Taylor	11	65.6 1000m	0:11.42 1000m	1:13.60 [4] (0:14.15)	0:59.45 [9] (0:11.42)	0:48.03 [9] (0:11.80)	0:36.23 [9] (0:12.11)	0:24.12 [9] (0:12.10)	0:12.02 [7] (0:12.02)	2.2L	0:36.23	-1
5	14 LOST MY NIGHTIE Samantha Collett	6	64.2 1000m	0:11.58 1000m	1:13.76 [5] (0:14.39)	0:59.37 [11] (0:11.58)	0:47.79 [11] (0:11.86)	0:35.93 [12] (0:12.09)	0:23.84 [11] (0:11.86)	0:11.98 [9] (0:11.98)	3L	0:35.93	-1
6	1 BORN FEARLESS Montanna Savva	15	66.0 1000m	0:11.42 1000m	1:13.89 [6] (0:14.56)	0:59.33 [12] (0:11.42)	0:47.91 [12] (0:11.76)	0:36.15 [11] (0:12.01)	0:24.14 [10] (0:12.04)	0:12.10 [10] (0:12.10)	3.8L	0:36.15	-4
7	2 DRANG A TANG Anthony Allen	5	67.5 Overall	0:11.36 1000m	1:14.27 [7] (0:13.29)	1:00.98 [3] (0:11.36)	0:49.62 [3] (0:11.73)	0:37.89 [1] (0:12.60)	0:25.29 [4] (0:12.44)	0:12.85 [5] (0:12.85)	6.1L	0:37.89	+3
8	15 BORN TO BE ALIVE Karl Zechner	3	66.7 Overall	0:11.33 1000m	1:14.64 [8] (0:13.30)	1:01.34 [4] (0:11.33)	0:50.01 [2] (0:11.81)	0:38.20 [4] (0:12.20)	0:26.00 [1] (0:12.68)	0:13.32 [3] (0:13.32)	8.1L	0:38.20	-6
9	4 MY SPY Nozi Tomizawa	2	66.7 1000m	0:11.29 1000m	1:14.70 [9] (0:13.70)	1:01.00 [7] (0:11.29)	0:49.71 [6] (0:11.80)	0:37.91 [5] (0:12.23)	0:25.68 [5] (0:12.60)	0:13.08 [8] (0:13.08)	8.3L	0:37.91	-7
10	9 HIT Tiffani Brooker	4	68.7 1000m	0:11.23 1000m	1:14.71 [10] (0:13.27)	1:01.44 [1] (0:11.23)	0:50.21 [1] (0:11.91)	0:38.30 [3] (0:12.40)	0:25.90 [2] (0:12.59)	0:13.31 [4] (0:13.31)	8.4L	0:38.30	-3

Scratched: Tequila Stealer (#8), All Girls Sparkle (#12)



Toowoomba QLD Professional
Race 7: SUBZERO AIRCONDITIONING QTIS Three-Year-Old Maiden
Handicap - 1200m
25 November 2023 - 20:29



Track Rating: Soft 5, Weather: Overcast, Rail Position: Out 2.5 metres 1600-1400; Out 1 metre Remainder.

Section		Overall	1000m	800m	600m	400m	200m	Last 600m					
Field Times		1:13.19 (0:13.27)	0:59.92 (0:11.23)	0:48.69 (0:11.88)	0:36.81 (0:12.26)	0:24.55 (0:12.43)	0:12.12 (0:12.12)	0:36.81					
Rank	TAB Horse/Jockey	Barrier	Top Speed [km/h]	Fastest Section	Margin							Distance Travelled [m]	
11	3 GIDGEE RIDGE Sariah Champkin	12	63.2 800m	0:11.70 1000m	1:14.86 [11] (0:15.18)	0:59.68 [13] (0:11.70)	0:47.98 [13] (0:11.75)	0:36.23 [13] (0:11.98)	0:24.25 [13] (0:11.88)	0:12.37 [12] (0:12.37)	9.2L	0:36.23	-7
12	11 TWILIGHT SPARKLE Jaden Lloyd	8	65.4 Overall	0:11.50 1000m	1:15.96 [12] (0:13.63)	1:02.33 [6] (0:11.50)	0:50.83 [8] (0:11.92)	0:38.91 [8] (0:12.32)	0:26.59 [8] (0:12.66)	0:13.93 [11] (0:13.93)	15.5L	0:38.91	-5
13	13 KERRY MISS Kenji Yoshida	1	64.7 1000m	0:11.52 1000m	1:16.02 [13] (0:14.18)	1:01.84 [10] (0:11.52)	0:50.32 [10] (0:11.96)	0:38.36 [10] (0:12.46)	0:25.90 [12] (0:12.60)	0:13.30 [13] (0:13.30)	15.8L	0:38.36	-4

Scratched: Tequila Stealer (#8), All Girls Sparkle (#12)



Horse/Jockey Name	The Inflictor
Final Rank	1
Fastest Section Time (Section)	0:11.43 (1000m)
Top Speed [km/h] (Section)	66.4 (Overall)
Race State	Finished



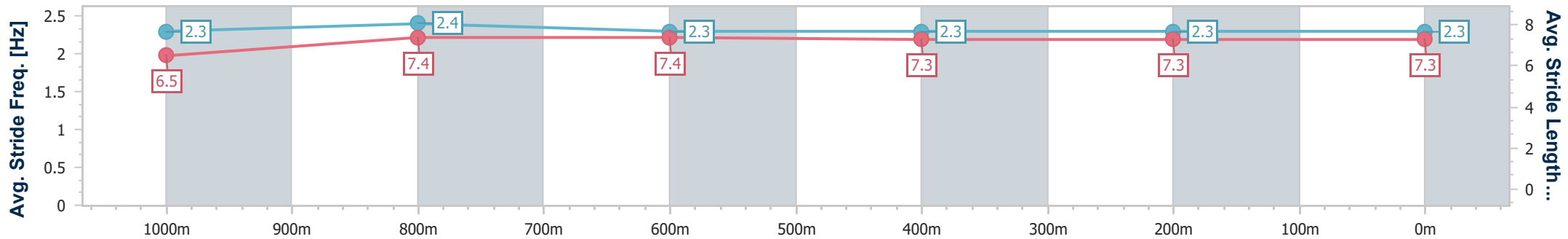
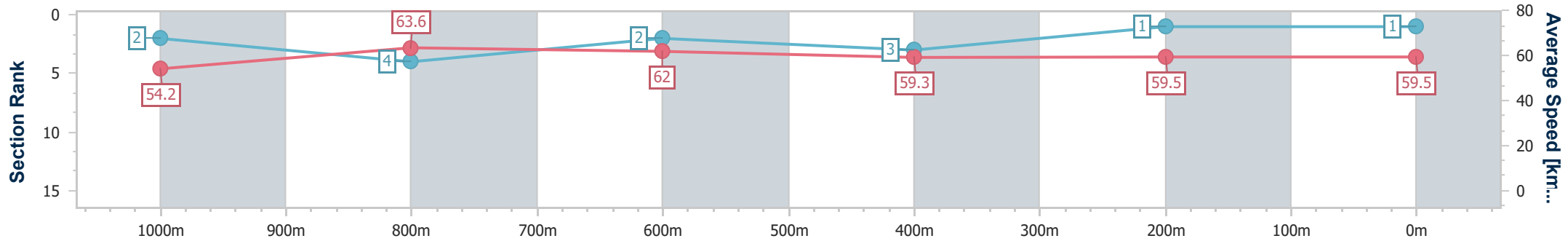
Toowoomba QLD Professional
 Race 7: SUBZERO AIRCONDITIONING QTIS Three-Year-Old
 Maiden Handicap - 1200m



25 November 2023 - 20:29

Track Rating: Soft 5, Weather: Overcast, Rail Position: Out 2.5 metres 1600-1400; Out 1 metre Remainder.

Section	Overall	1000m	800m	600m	400m	200m
Section Times	1:13.19 [1] (0:13.27)	0:59.92 [2] (0:11.43)	0:48.49 [4] (0:11.70)	0:36.79 [2] (0:12.43)	0:24.36 [3] (0:12.24)	0:12.12 [1] (0:12.12)
Average Speed [km/h]	54.2	63.6	62.0	59.3	59.5	59.5
Top Speed [km/h]	66.4	66.4	63.0	61.3	60.4	60.0
Avg. Dist. to Rail [m]	7.4	2.6	3.0	5.0	3.1	2.1
Avg. Stride Freq. [Hz]	2.3	2.4	2.3	2.3	2.3	2.3
Avg. Stride Length [m]	6.5	7.4	7.4	7.3	7.3	7.3



- [] Ranking at each section and finish
- .-.- No data available at this section
- NA No data available



Horse/Jockey Name	Geraldine's Wish
Final Rank	2
Fastest Section Time (Section)	0:11.26 (1000m)
Top Speed [km/h] (Section)	65.2 (Overall)
Race State	Finished



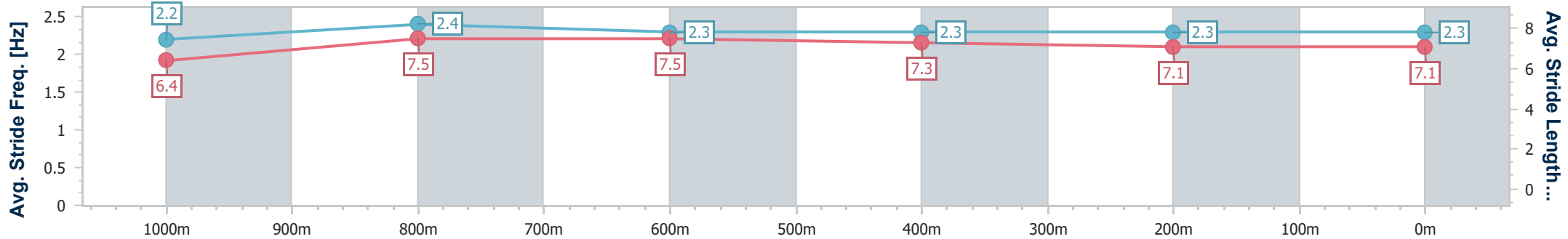
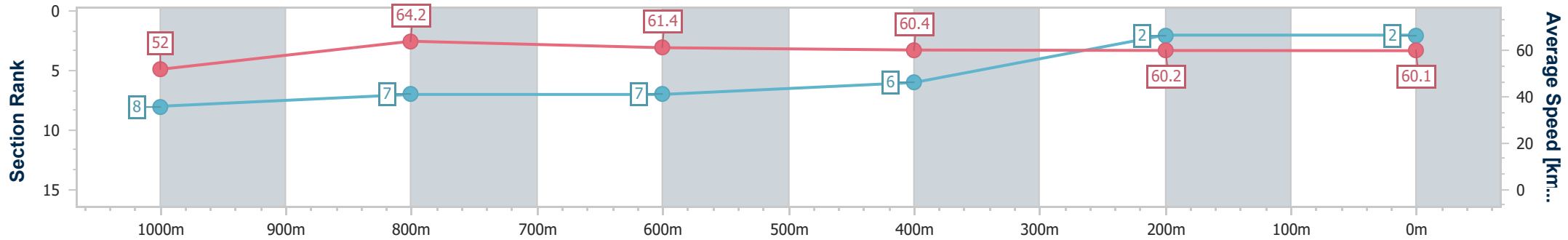
Toowoomba QLD Professional
 Race 7: SUBZERO AIRCONDITIONING QTIS Three-Year-Old
 Maiden Handicap - 1200m



25 November 2023 - 20:29

Track Rating: Soft 5, Weather: Overcast, Rail Position: Out 2.5 metres 1600-1400; Out 1 metre Remainder.

Section	Overall	1000m	800m	600m	400m	200m
Section Times	1:13.22 [2] (0:13.86)	0:59.36 [8] (0:11.26)	0:48.10 [7] (0:11.85)	0:36.25 [7] (0:12.21)	0:24.04 [6] (0:12.09)	0:11.95 [2] (0:11.95)
Average Speed [km/h]	52.0	64.2	61.4	60.4	60.2	60.1
Top Speed [km/h]	65.2	65.2	62.8	62.9	61.0	61.3
Avg. Dist. to Rail [m]	4.8	1.1	3.0	4.7	2.7	1.6
Avg. Stride Freq. [Hz]	2.2	2.4	2.3	2.3	2.3	2.3
Avg. Stride Length [m]	6.4	7.5	7.5	7.3	7.1	7.1



- [] Ranking at each section and finish
- .-.- No data available at this section
- NA No data available



Horse/Jockey Name	Keyboard
Final Rank	3
Fastest Section Time (Section)	0:11.42 (1000m)
Top Speed [km/h] (Section)	66.7 (1000m)
Race State	Finished



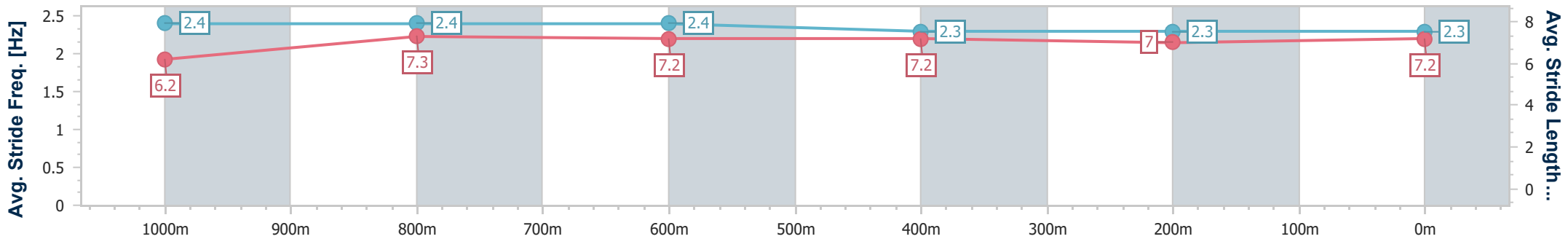
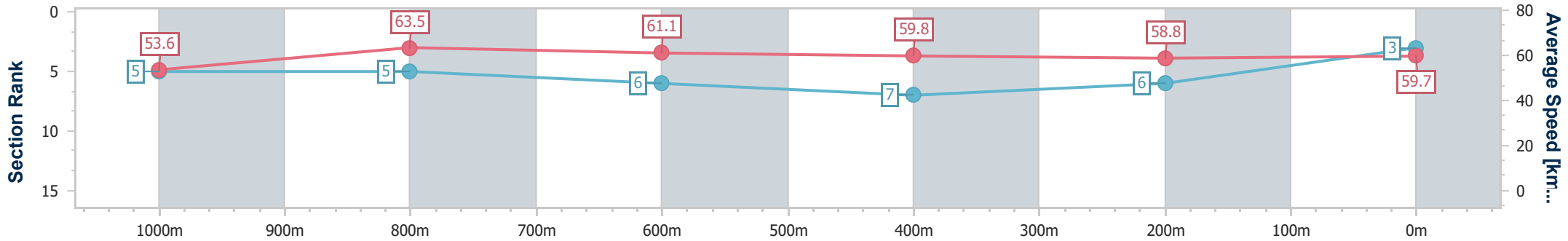
Toowoomba QLD Professional
 Race 7: SUBZERO AIRCONDITIONING QTIS Three-Year-Old
 Maiden Handicap - 1200m



25 November 2023 - 20:29

Track Rating: Soft 5, Weather: Overcast, Rail Position: Out 2.5 metres 1600-1400; Out 1 metre Remainder.

Section	Overall	1000m	800m	600m	400m	200m
Section Times	1:13.55 [3] (0:13.45)	1:00.10 [5] (0:11.42)	0:48.68 [5] (0:12.00)	0:36.68 [6] (0:12.33)	0:24.35 [7] (0:12.31)	0:12.04 [6] (0:12.04)
Average Speed [km/h]	53.6	63.5	61.1	59.8	58.8	59.7
Top Speed [km/h]	66.5	66.7	61.8	61.0	60.5	60.5
Avg. Dist. to Rail [m]	9.1	2.5	4.8	4.2	1.7	2.8
Avg. Stride Freq. [Hz]	2.4	2.4	2.4	2.3	2.3	2.3
Avg. Stride Length [m]	6.2	7.3	7.2	7.2	7.0	7.2



- [] Ranking at each section and finish
- .-.- No data available at this section
- NA No data available



Horse/Jockey Name	Shouts All Day
Final Rank	4
Fastest Section Time (Section)	0:11.42 (1000m)
Top Speed [km/h] (Section)	65.6 (1000m)
Race State	Finished



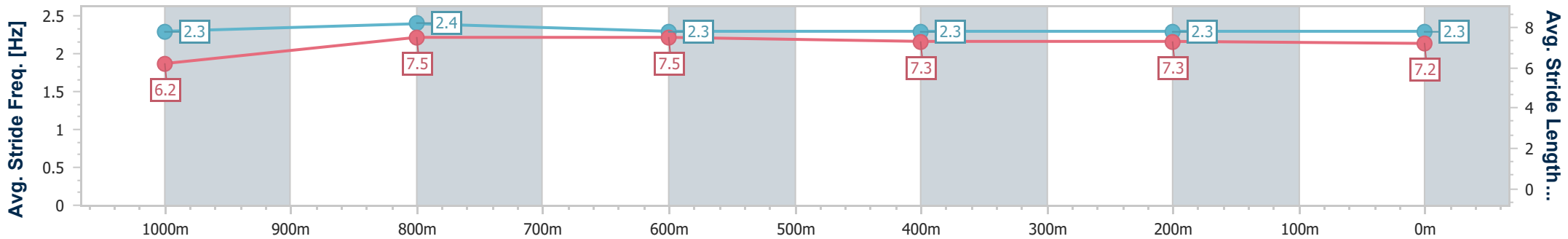
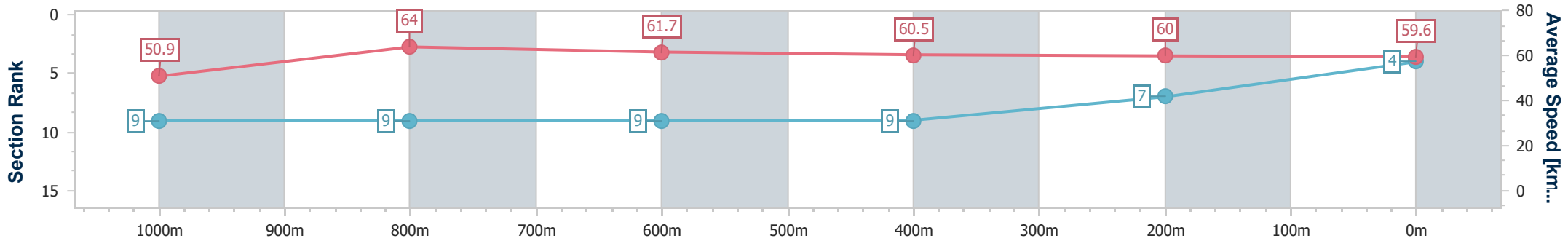
Toowoomba QLD Professional
 Race 7: SUBZERO AIRCONDITIONING QTIS Three-Year-Old
 Maiden Handicap - 1200m



25 November 2023 - 20:29

Track Rating: Soft 5, Weather: Overcast, Rail Position: Out 2.5 metres 1600-1400; Out 1 metre Remainder.

Section	Overall	1000m	800m	600m	400m	200m								
Section Times	1:13.60 [4] (0:14.15)	0:59.45 [9] (0:11.42)	0:48.03 [9] (0:11.80)	0:36.23 [9] (0:12.11)	0:24.12 [9] (0:12.10)	0:12.02 [7] (0:12.02)								
Average Speed [km/h]	50.9	64.0	61.7	60.5	60.0	59.6								
Top Speed [km/h]	63.7	65.6	64.2	63.0	60.6	60.3								
Avg. Dist. to Rail [m]	10.6	3.7	3.3	3.1	2.5	3.0								
Avg. Stride Freq. [Hz]	2.3	2.4	2.3	2.3	2.3	2.3								
Avg. Stride Length [m]	6.2	7.5	7.5	7.3	7.3	7.2								



- [] Ranking at each section and finish
- .-.- No data available at this section
- NA No data available



Horse/Jockey Name	Lost My Nightie
Final Rank	5
Fastest Section Time (Section)	0:11.58 (1000m)
Top Speed [km/h] (Section)	64.2 (1000m)
Race State	Finished



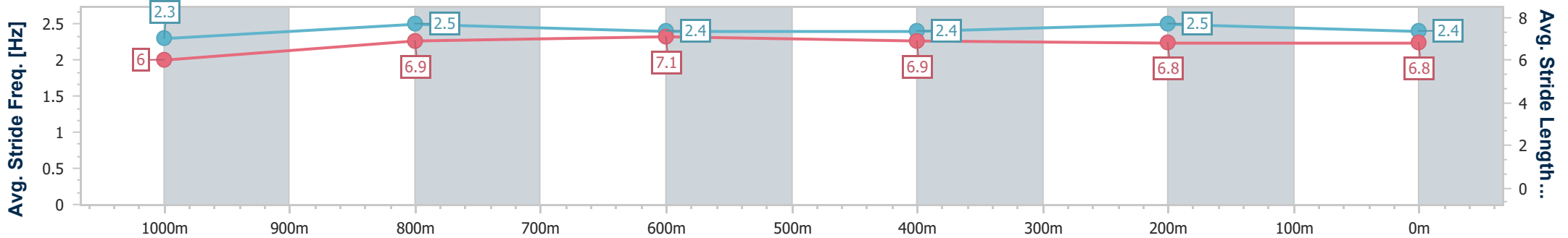
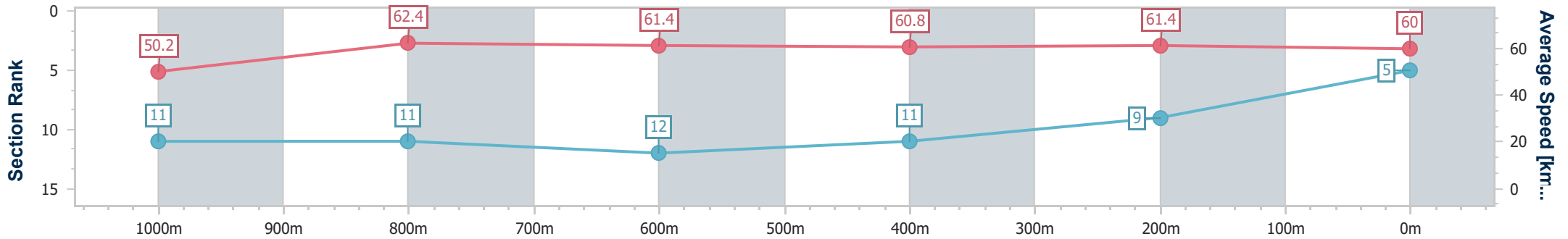
Toowoomba QLD Professional
Race 7: SUBZERO AIRCONDITIONING QTIS Three-Year-Old
Maiden Handicap - 1200m



25 November 2023 - 20:29

Track Rating: Soft 5, Weather: Overcast, Rail Position: Out 2.5 metres 1600-1400; Out 1 metre Remainder.

Section	Overall	1000m	800m	600m	400m	200m								
Section Times	1:13.76 [5] (0:14.39)	0:59.37 [11] (0:11.58)	0:47.79 [11] (0:11.86)	0:35.93 [12] (0:12.09)	0:23.84 [11] (0:11.86)	0:11.98 [9] (0:11.98)								
Average Speed [km/h]	50.2	62.4	61.4	60.8	61.4	60.0								
Top Speed [km/h]	62.0	64.2	64.1	62.5	63.0	62.5								
Avg. Dist. to Rail [m]	4.4	1.9	2.7	4.0	3.6	4.6								
Avg. Stride Freq. [Hz]	2.3	2.5	2.4	2.4	2.5	2.4								
Avg. Stride Length [m]	6.0	6.9	7.1	6.9	6.8	6.8								



- [] Ranking at each section and finish
- .-.- No data available at this section
- NA No data available



Horse/Jockey Name	Born Fearless
Final Rank	6
Fastest Section Time (Section)	0:11.42 (1000m)
Top Speed [km/h] (Section)	66.0 (1000m)
Race State	Finished



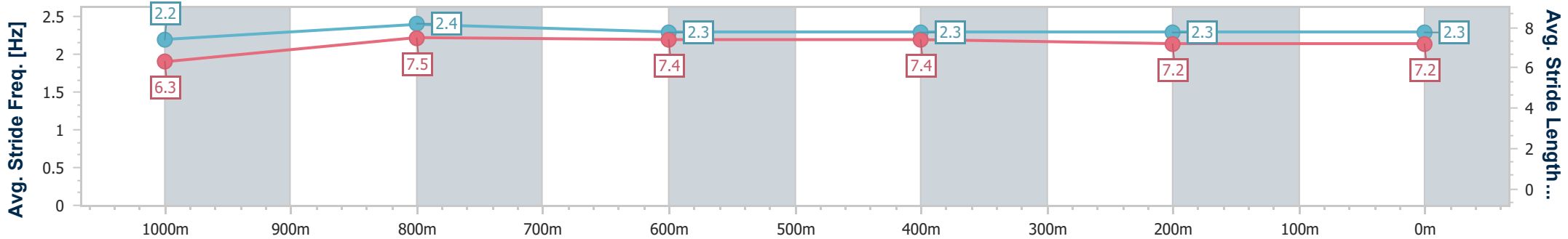
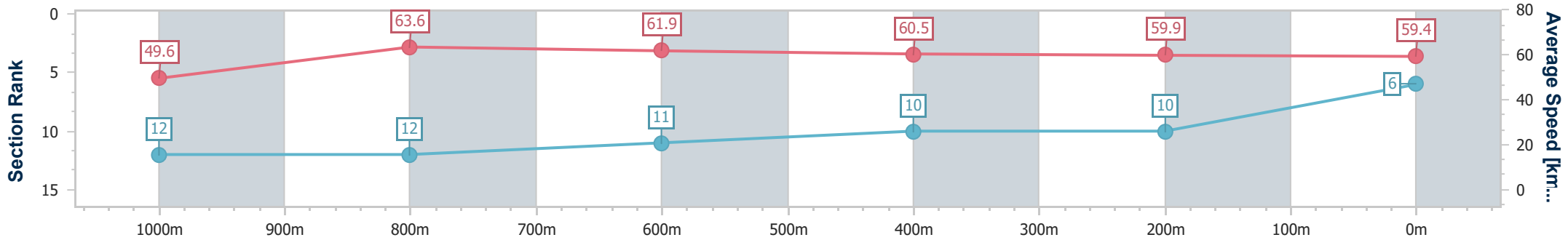
Toowoomba QLD Professional
 Race 7: SUBZERO AIRCONDITIONING QTIS Three-Year-Old
 Maiden Handicap - 1200m



25 November 2023 - 20:29

Track Rating: Soft 5, Weather: Overcast, Rail Position: Out 2.5 metres 1600-1400; Out 1 metre Remainder.

Section	Overall	1000m	800m	600m	400m	200m
Section Times	1:13.89 [6] (0:14.56)	0:59.33 [12] (0:11.42)	0:47.91 [12] (0:11.76)	0:36.15 [11] (0:12.01)	0:24.14 [10] (0:12.04)	0:12.10 [10] (0:12.10)
Average Speed [km/h]	49.6	63.6	61.9	60.5	59.9	59.4
Top Speed [km/h]	63.0	66.0	65.1	61.4	61.3	60.0
Avg. Dist. to Rail [m]	8.6	2.7	2.4	1.7	0.6	1.8
Avg. Stride Freq. [Hz]	2.2	2.4	2.3	2.3	2.3	2.3
Avg. Stride Length [m]	6.3	7.5	7.4	7.4	7.2	7.2



- [] Ranking at each section and finish
- .-.- No data available at this section
- NA No data available



Horse/Jockey Name	Drang A Tang
Final Rank	7
Fastest Section Time (Section)	0:11.36 (1000m)
Top Speed [km/h] (Section)	67.5 (Overall)
Race State	Finished



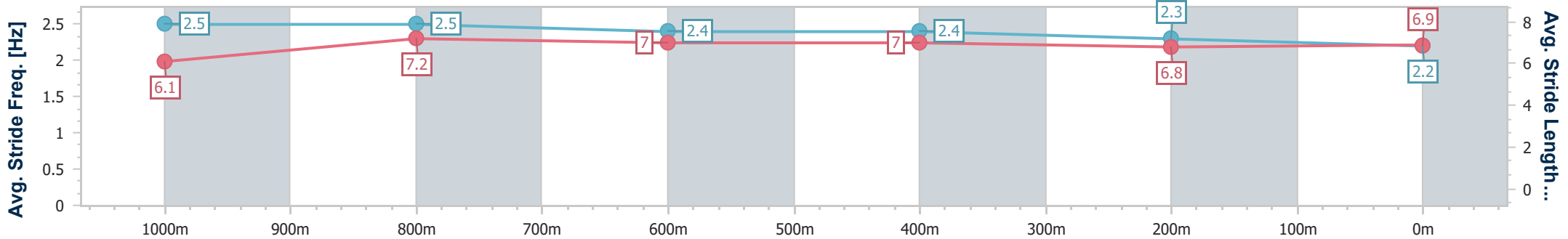
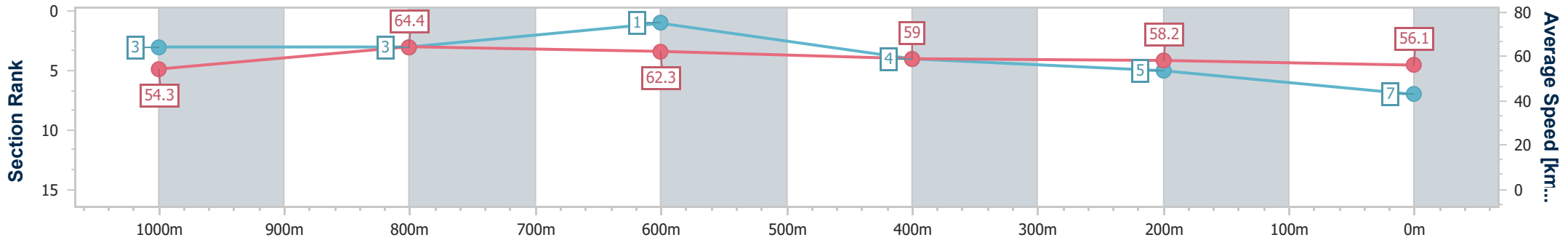
Toowoomba QLD Professional
 Race 7: SUBZERO AIRCONDITIONING QTIS Three-Year-Old
 Maiden Handicap - 1200m



25 November 2023 - 20:29

Track Rating: Soft 5, Weather: Overcast, Rail Position: Out 2.5 metres 1600-1400; Out 1 metre Remainder.

Section	Overall	1000m	800m	600m	400m	200m
Section Times	1:14.27 [7] (0:13.29)	1:00.98 [3] (0:11.36)	0:49.62 [3] (0:11.73)	0:37.89 [1] (0:12.60)	0:25.29 [4] (0:12.44)	0:12.85 [5] (0:12.85)
Average Speed [km/h]	54.3	64.4	62.3	59.0	58.2	56.1
Top Speed [km/h]	67.5	66.9	64.2	61.1	60.6	57.4
Avg. Dist. to Rail [m]	8.6	5.4	4.4	5.3	1.8	0.6
Avg. Stride Freq. [Hz]	2.5	2.5	2.4	2.4	2.3	2.2
Avg. Stride Length [m]	6.1	7.2	7.0	7.0	6.8	6.9



- [] Ranking at each section and finish
- .-.- No data available at this section
- NA No data available



Horse/Jockey Name	Born To Be Alive
Final Rank	8
Fastest Section Time (Section)	0:11.33 (1000m)
Top Speed [km/h] (Section)	66.7 (Overall)
Race State	Finished



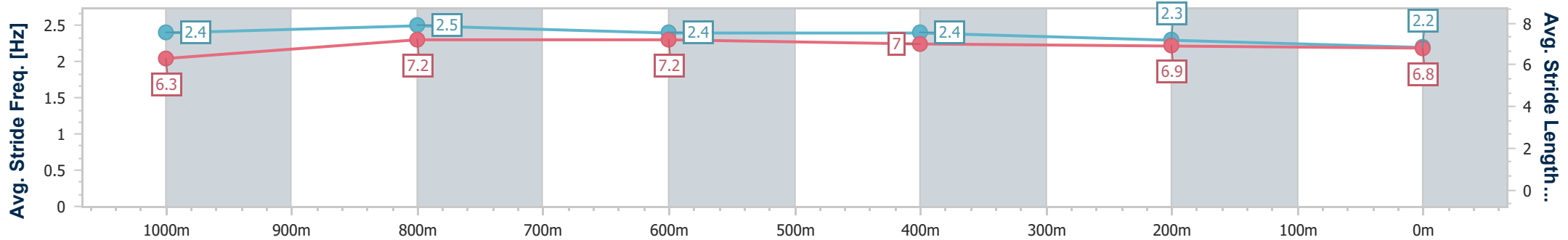
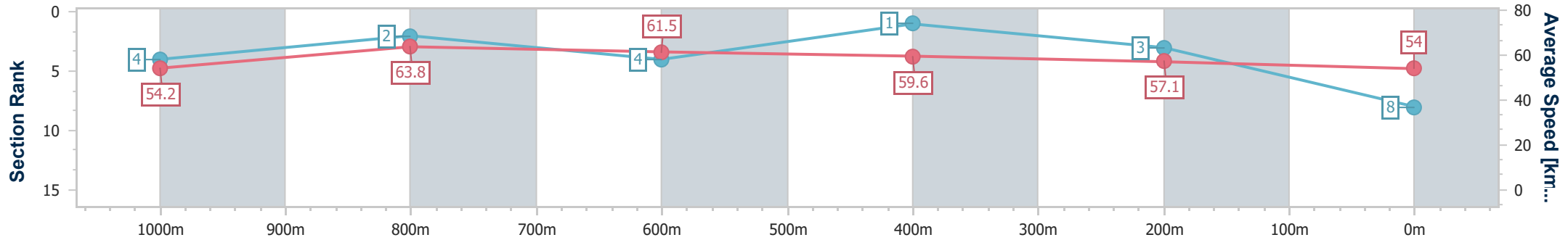
Toowoomba QLD Professional
 Race 7: SUBZERO AIRCONDITIONING QTIS Three-Year-Old
 Maiden Handicap - 1200m



25 November 2023 - 20:29

Track Rating: Soft 5, Weather: Overcast, Rail Position: Out 2.5 metres 1600-1400; Out 1 metre Remainder.

Section	Overall	1000m	800m	600m	400m	200m
Section Times	1:14.64 [8] (0:13.30)	1:01.34 [4] (0:11.33)	0:50.01 [2] (0:11.81)	0:38.20 [4] (0:12.20)	0:26.00 [1] (0:12.68)	0:13.32 [3] (0:13.32)
Average Speed [km/h]	54.2	63.8	61.5	59.6	57.1	54.0
Top Speed [km/h]	66.7	66.2	63.0	62.0	59.0	56.5
Avg. Dist. to Rail [m]	4.7	1.2	2.1	2.5	1.0	2.1
Avg. Stride Freq. [Hz]	2.4	2.5	2.4	2.4	2.3	2.2
Avg. Stride Length [m]	6.3	7.2	7.2	7.0	6.9	6.8



- [] Ranking at each section and finish
- .-.- No data available at this section
- NA No data available



Horse/Jockey Name	My Spy
Final Rank	9
Fastest Section Time (Section)	0:11.29 (1000m)
Top Speed [km/h] (Section)	66.7 (1000m)
Race State	Finished



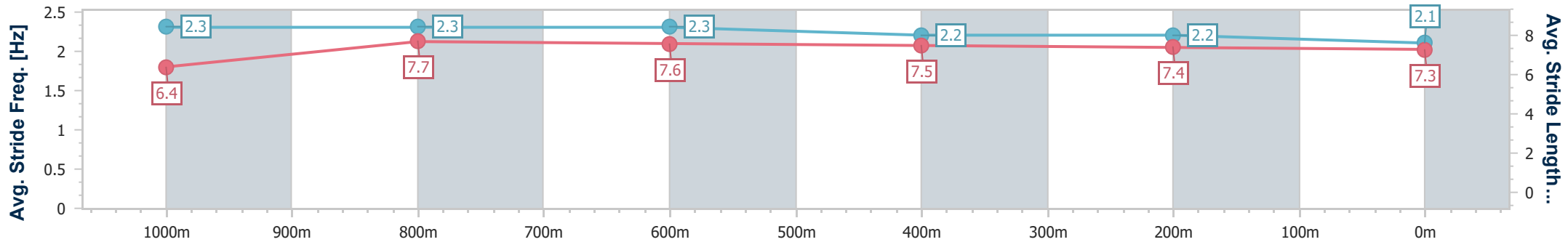
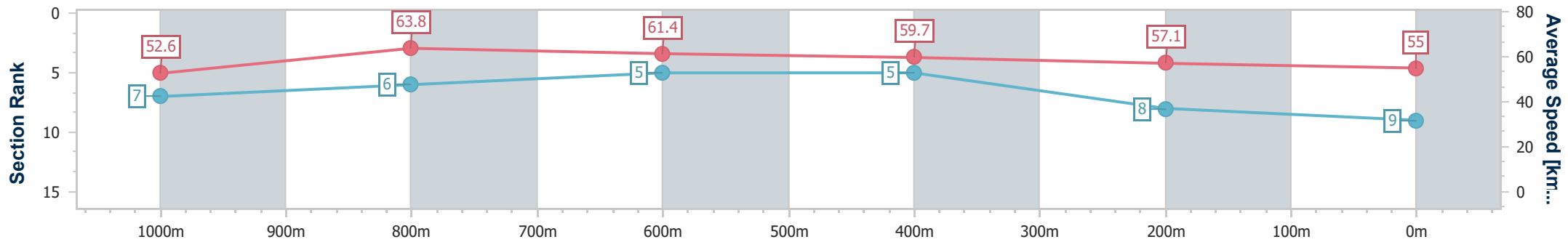
Toowoomba QLD Professional
 Race 7: SUBZERO AIRCONDITIONING QTIS Three-Year-Old
 Maiden Handicap - 1200m



25 November 2023 - 20:29

Track Rating: Soft 5, Weather: Overcast, Rail Position: Out 2.5 metres 1600-1400; Out 1 metre Remainder.

Section	Overall	1000m	800m	600m	400m	200m
Section Times	1:14.70 [9] (0:13.70)	1:01.00 [7] (0:11.29)	0:49.71 [6] (0:11.80)	0:37.91 [5] (0:12.23)	0:25.68 [5] (0:12.60)	0:13.08 [8] (0:13.08)
Average Speed [km/h]	52.6	63.8	61.4	59.7	57.1	55.0
Top Speed [km/h]	66.3	66.7	62.2	61.8	58.9	56.4
Avg. Dist. to Rail [m]	4.3	1.0	1.8	2.3	0.7	0.9
Avg. Stride Freq. [Hz]	2.3	2.3	2.3	2.2	2.2	2.1
Avg. Stride Length [m]	6.4	7.7	7.6	7.5	7.4	7.3



- [] Ranking at each section and finish
- .-.- No data available at this section
- NA No data available



Horse/Jockey Name	Hit
Final Rank	10
Fastest Section Time (Section)	0:11.23 (1000m)
Top Speed [km/h] (Section)	68.7 (1000m)
Race State	Finished



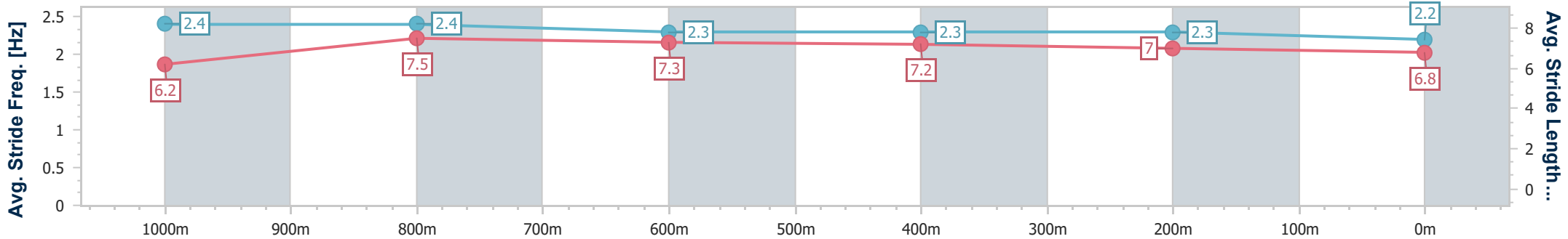
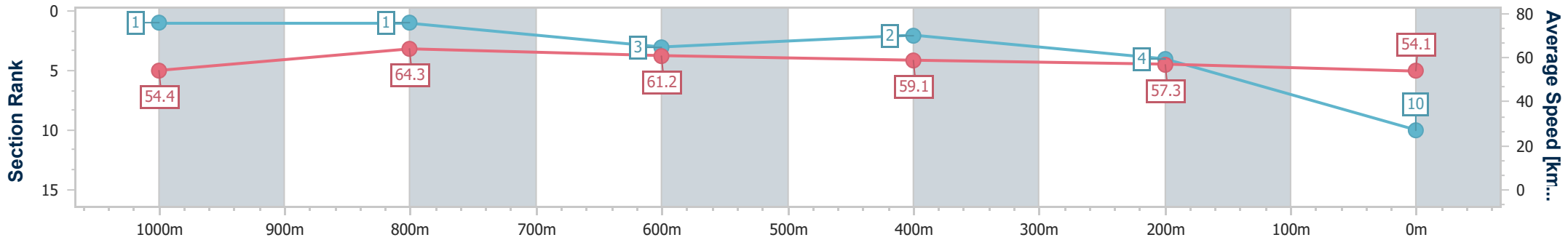
Toowoomba QLD Professional
 Race 7: SUBZERO AIRCONDITIONING QTIS Three-Year-Old
 Maiden Handicap - 1200m



25 November 2023 - 20:29

Track Rating: Soft 5, Weather: Overcast, Rail Position: Out 2.5 metres 1600-1400; Out 1 metre Remainder.

Section	Overall	1000m	800m	600m	400m	200m
Section Times	1:14.71 [10] (0:13.27)	1:01.44 [1] (0:11.23)	0:50.21 [1] (0:11.91)	0:38.30 [3] (0:12.40)	0:25.90 [2] (0:12.59)	0:13.31 [4] (0:13.31)
Average Speed [km/h]	54.4	64.3	61.2	59.1	57.3	54.1
Top Speed [km/h]	68.1	68.7	62.3	60.7	58.1	56.1
Avg. Dist. to Rail [m]	5.9	1.6	3.4	3.7	0.5	0.7
Avg. Stride Freq. [Hz]	2.4	2.4	2.3	2.3	2.3	2.2
Avg. Stride Length [m]	6.2	7.5	7.3	7.2	7.0	6.8



- [] Ranking at each section and finish
- .-.- No data available at this section
- NA No data available



Horse/Jockey Name	Gidgee Ridge
Final Rank	11
Fastest Section Time (Section)	0:11.70 (1000m)
Top Speed [km/h] (Section)	63.2 (800m)
Race State	Finished



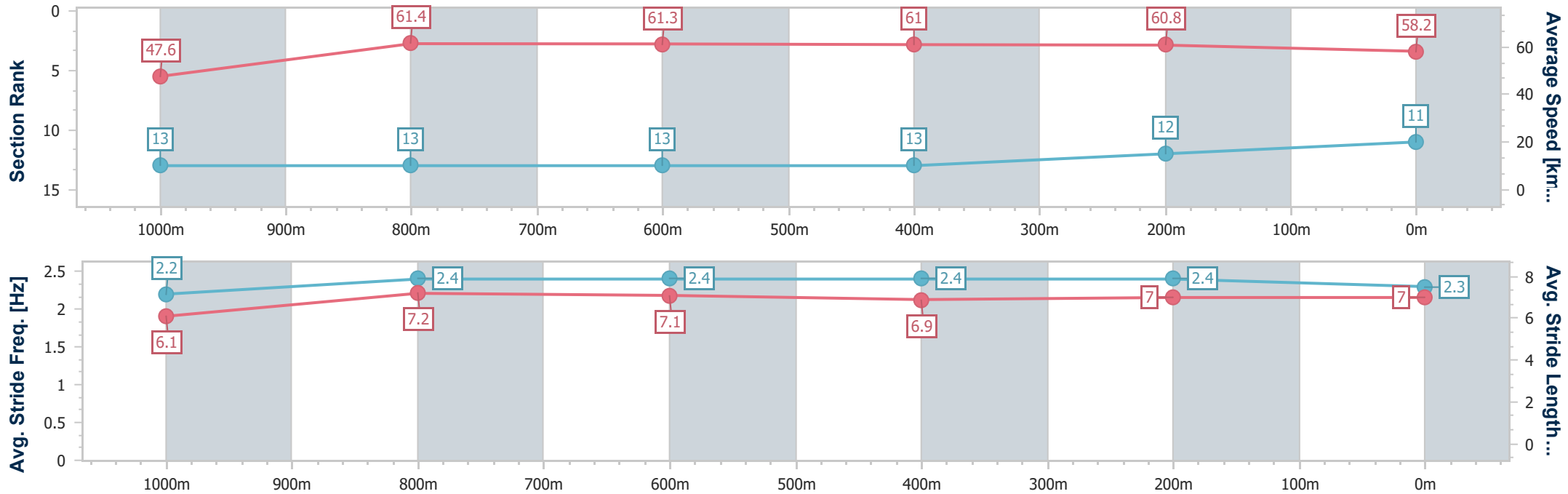
Toowoomba QLD Professional
 Race 7: SUBZERO AIRCONDITIONING QTIS Three-Year-Old
 Maiden Handicap - 1200m



25 November 2023 - 20:29

Track Rating: Soft 5, Weather: Overcast, Rail Position: Out 2.5 metres 1600-1400; Out 1 metre Remainder.

Section	Overall	1000m	800m	600m	400m	200m								
Section Times	1:14.86 [11] (0:15.18)	0:59.68 [13] (0:11.70)	0:47.98 [13] (0:11.75)	0:36.23 [13] (0:11.98)	0:24.25 [13] (0:11.88)	0:12.37 [12] (0:12.37)								
Average Speed [km/h]	47.6	61.4	61.3	61.0	60.8	58.2								
Top Speed [km/h]	62.2	63.1	63.2	63.2	62.2	59.3								
Avg. Dist. to Rail [m]	8.1	0.3	1.2	3.0	0.8	0.9								
Avg. Stride Freq. [Hz]	2.2	2.4	2.4	2.4	2.4	2.3								
Avg. Stride Length [m]	6.1	7.2	7.1	6.9	7.0	7.0								



- [] Ranking at each section and finish
- .-.- No data available at this section
- NA No data available



Horse/Jockey Name	Twilight Sparkle
Final Rank	12
Fastest Section Time (Section)	0:11.50 (1000m)
Top Speed [km/h] (Section)	65.4 (Overall)
Race State	Finished



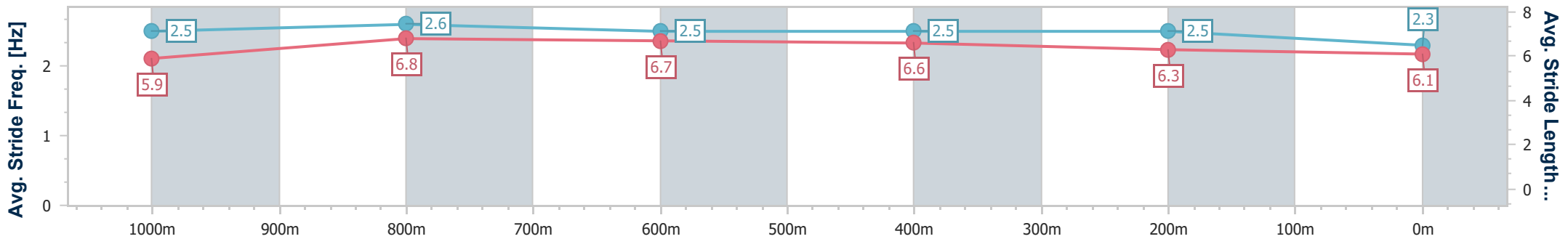
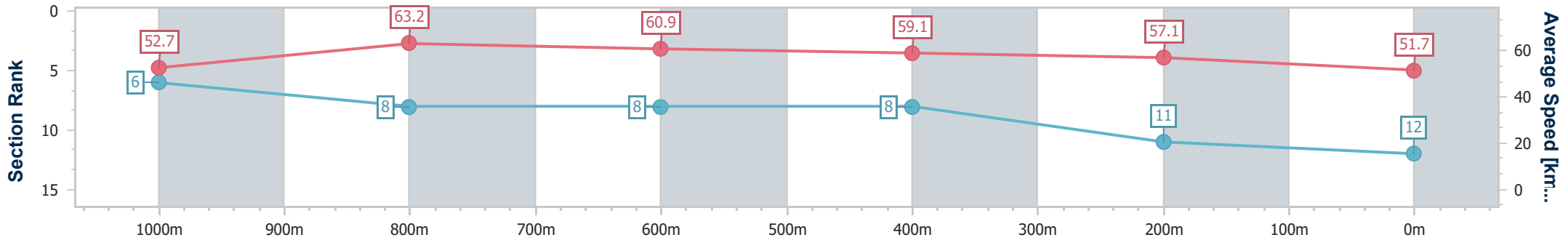
Toowoomba QLD Professional
 Race 7: SUBZERO AIRCONDITIONING QTIS Three-Year-Old
 Maiden Handicap - 1200m



25 November 2023 - 20:29

Track Rating: Soft 5, Weather: Overcast, Rail Position: Out 2.5 metres 1600-1400; Out 1 metre Remainder.

Section	Overall	1000m	800m	600m	400m	200m								
Section Times	1:15.96 [12] (0:13.63)	1:02.33 [6] (0:11.50)	0:50.83 [8] (0:11.92)	0:38.91 [8] (0:12.32)	0:26.59 [8] (0:12.66)	0:13.93 [11]								
Average Speed [km/h]	52.7	63.2	60.9	59.1	57.1	51.7								
Top Speed [km/h]	65.4	64.4	61.7	61.7	58.2	54.6								
Avg. Dist. to Rail [m]	7.2	2.4	2.2	2.2	0.9	0.8								
Avg. Stride Freq. [Hz]	2.5	2.6	2.5	2.5	2.5	2.3								
Avg. Stride Length [m]	5.9	6.8	6.7	6.6	6.3	6.1								



- [] Ranking at each section and finish
- .-.- No data available at this section
- NA No data available



Horse/Jockey Name	Kerry Miss
Final Rank	13
Fastest Section Time (Section)	0:11.52 (1000m)
Top Speed [km/h] (Section)	64.7 (1000m)
Race State	Finished



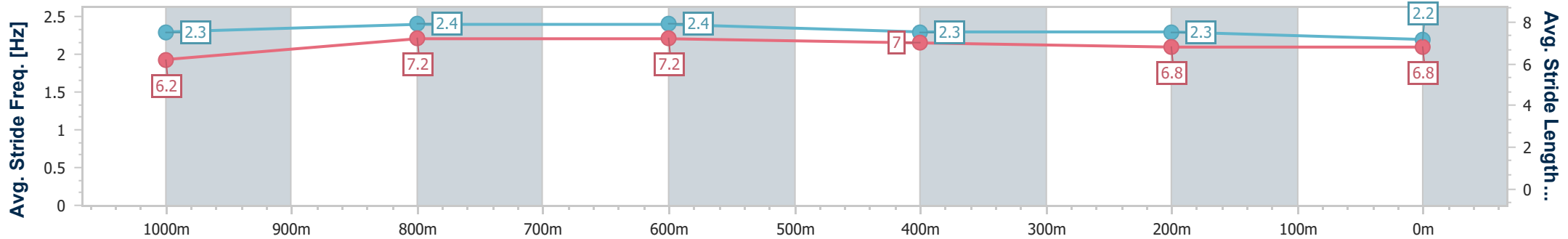
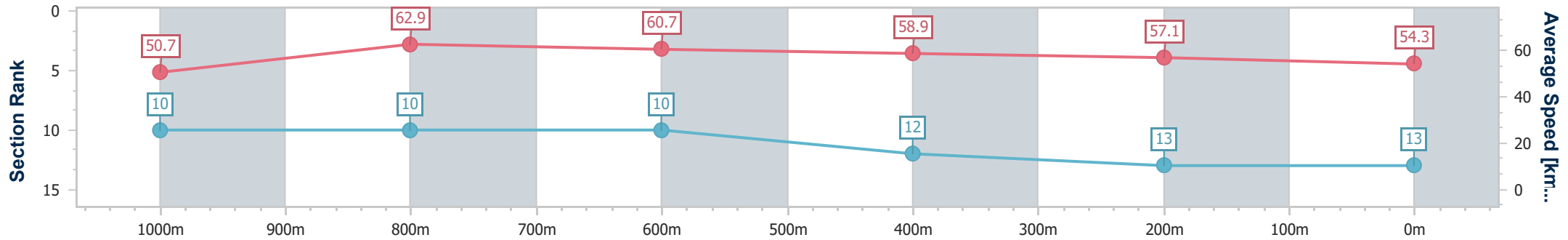
Toowoomba QLD Professional
 Race 7: SUBZERO AIRCONDITIONING QTIS Three-Year-Old
 Maiden Handicap - 1200m



25 November 2023 - 20:29

Track Rating: Soft 5, Weather: Overcast, Rail Position: Out 2.5 metres 1600-1400; Out 1 metre Remainder.

Section	Overall	1000m	800m	600m	400m	200m								
Section Times	1:16.02 [13] (0:14.18)	1:01.84 [10] (0:11.52)	0:50.32 [10] (0:11.96)	0:38.36 [10] (0:12.46)	0:25.90 [12] (0:12.60)	0:13.30 [13] (0:13.30)								
Average Speed [km/h]	50.7	62.9	60.7	58.9	57.1	54.3								
Top Speed [km/h]	63.2	64.7	63.0	60.2	58.2	55.9								
Avg. Dist. to Rail [m]	3.6	1.3	2.8	3.9	0.6	1.9								
Avg. Stride Freq. [Hz]	2.3	2.4	2.4	2.3	2.3	2.2								
Avg. Stride Length [m]	6.2	7.2	7.2	7.0	6.8	6.8								



- [] Ranking at each section and finish
- .-.- No data available at this section
- NA No data available