

Track Rating: Soft 5, Weather: Overcast, Rail Position: +2m Entire

Section		Field Times										Last 600m	
		Overall	1200m	1000m	800m	600m	400m					0:36.91	
		(0:13.43)	(0:10.71)	(0:11.43)	(0:12.15)	(0:12.03)	(0:11.96)						
Rank	TAB	Horse/Jockey	Barrier	Top Speed [km/h]	Fastest Section							Distance Travelled [m]	
1	2	RICH AGAIN Kyle Wilson-Taylor	5	68.4 1200m	0:10.80 1200m	1:24.63 [1] (0:13.88)	1:10.75 [7] (0:10.80)	0:59.95 [7] (0:11.62)	0:48.33 [6] (0:12.00)	0:36.33 [5] (0:11.79)	0:24.54 [5] (0:11.79)	0:36.33	
2	1	NITROGEN Michael Rodd	9	68.8 1200m	0:10.83 1200m	1:24.65 [2] (0:13.96)	1:10.69 [9] (0:10.83)	0:59.86 [8] (0:11.64)	0:48.22 [8] (0:12.10)	0:36.12 [8] (0:11.80)	0:24.32 [8] (0:11.67)	0:36.12	+3
3	9	UNLIKELY HERO Justin Huxtable	2	68.0 1200m	0:10.96 1200m	1:24.67 [3] (0:13.66)	1:11.01 [4] (0:10.96)	1:00.05 [5] (0:11.64)	0:48.41 [5] (0:12.10)	0:36.31 [6] (0:11.86)	0:24.45 [7] (0:11.57)	0:36.31	+0
4	7	SALAMANCAS Ryan Maloney	11	67.7 1200m	0:10.98 1200m	1:24.67 [4] (0:14.23)	1:10.44 [11] (0:10.98)	0:59.46 [11] (0:11.46)	0:48.00 [10] (0:11.99)	0:36.01 [9] (0:11.71)	0:24.30 [9] (0:11.75)	0:36.01	+0
5	14	OWN TOMORROW Bailey Wheeler	10	67.8 1200m	0:10.97 1200m	1:24.70 [5] (0:13.71)	1:10.99 [6] (0:10.97)	1:00.02 [6] (0:11.70)	0:48.32 [7] (0:12.01)	0:36.31 [7] (0:11.74)	0:24.57 [6] (0:11.70)	0:36.31	+4
6	4	CENTRAL PARK James Orman	6	69.3 1200m	0:10.65 1200m	1:24.82 [6] (0:13.68)	1:11.14 [5] (0:10.65)	1:00.49 [4] (0:11.53)	0:48.96 [3] (0:12.18)	0:36.78 [3] (0:11.97)	0:24.81 [3] (0:11.72)	0:36.78	-1
7	10	CASANOVA MAN Dale Smith	1	68.5 1200m	0:10.82 1200m	1:24.87 [7] (0:13.50)	1:11.37 [3] (0:10.82)	1:00.55 [3] (0:11.59)	0:48.96 [4] (0:12.10)	0:36.86 [2] (0:11.96)	0:24.90 [2] (0:12.02)	0:36.86	+2
8	5	FIRST TO MARS Micheal Hellyer	12	67.1 1200m	0:10.92 1200m	1:24.96 [8] (0:14.82)	1:10.14 [14] (0:10.92)	0:59.22 [14] (0:11.55)	0:47.67 [14] (0:11.79)	0:35.88 [14] (0:11.68)	0:24.20 [13] (0:11.63)	0:35.88	+5
9	16	VACATION LEAVE Sean Cormack	21	66.8 1200m	0:11.05 1200m	1:24.99 [9] (0:13.91)	1:11.08 [8] (0:11.05)	1:00.03 [9] (0:11.69)	0:48.34 [9] (0:12.13)	0:36.21 [11] (0:11.85)	0:24.36 [11] (0:11.73)	0:36.21	+4
10	22	CALL ME HILTON Adam Sewell	3	70.0 1200m	0:10.71 1200m	1:25.07 [10] (0:13.43)	1:11.64 [1] (0:10.71)	1:00.93 [1] (0:11.43)	0:49.50 [1] (0:12.15)	0:37.35 [1] (0:12.03)	0:25.32 [1] (0:11.96)	0:37.35	+3

Scratched: Everclear (#23), Miss Bacall (#13), Bean Shameless (#15), Sharman Pete (#8), Peony Surprise (#11), Vadamoon (#17), Sheezabenfica (#20), Whatta Whitt (#24), Grand Academy (#19), Better Believ



Sunshine Coast QLD Professional
Race 6: PROPERTY VINE Maiden Handicap - 1400m
26 November 2023 - 15:55



Track Rating: Soft 5, Weather: Overcast, Rail Position: +2m Entire

Section		Overall	1200m	1000m	800m	600m	400m	Last 600m				
Field Times		1:24.63 (0:13.43)	1:11.20 (0:10.71)	1:00.49 (0:11.43)	0:49.06 (0:12.15)	0:36.91 (0:12.03)	0:24.88 (0:11.96)	0:36.91				
Rank	TAB Horse/Jockey	Barrier	Top Speed [km/h]	Fastest Section	Distance Travelled [m]							
11	3 ASHILLA Nathan Thomas	4	69.4 1200m	0:10.74 1200m	1:25.10 [11] (0:13.49)	1:11.61 [2] (0:10.74)	1:00.87 [2] (0:11.60)	0:49.27 [2] (0:12.21)	0:37.06 [4] (0:12.01)	0:25.05 [4] (0:12.06)	0:37.06	+5
12	6 JOHN'S ROAD Jake Bayliss	24	67.1 1200m	0:11.09 1200m	1:25.33 [12] (0:14.05)	1:11.28 [10] (0:11.09)	1:00.19 [10] (0:11.67)	0:48.52 [11] (0:11.94)	0:36.58 [10] (0:11.82)	0:24.76 [10] (0:11.77)	0:36.58	+7
13	21 BRING THE CHAMPERS Samantha Collett	8	66.0 1200m	0:11.05 1200m	1:25.54 [13] (0:14.55)	1:10.99 [13] (0:11.05)	0:59.94 [13] (0:11.44)	0:48.50 [12] (0:11.83)	0:36.67 [12] (0:11.88)	0:24.79 [12] (0:11.97)	0:36.67	-2
14	12 THE SEEKER Blake Spriggs	14	66.2 1200m	0:11.06 1200m	1:25.78 [14] (0:14.50)	1:11.28 [12] (0:11.06)	1:00.22 [12] (0:11.55)	0:48.67 [13] (0:11.95)	0:36.72 [13] (0:11.82)	0:24.90 [14] (0:11.75)	0:36.72	+7

Scratched: Everclear (#23), Miss Bacall (#13), Bean Shameless (#15), Sharman Pete (#8), Peony Surprise (#11), Vadamoon (#17), Sheezabenfica (#20), Whatta Whitt (#24), Grand Academy (#19), Better Believ



Sunshine Coast QLD Professional
Race 6: PROPERTY VINE Maiden Handicap - 1400m
26 November 2023 - 15:55



Track Rating: Soft 5, Weather: Overcast, Rail Position: +2m Entire

Section							200m			Last 600m
Field Times							0:12.92			0:36.91
							(0:12.92)			
Rank	TAB	Horse/Jockey	Barrier	Top Speed [km/h]	Fastest Section	Margin			Distance Travelled [m]	
1	2	RICH AGAIN Kyle Wilson-Taylor	5	68.4 1200m	0:10.80 1200m	0:12.75 [5] (0:12.75)	1:24.63		0:36.33	
2	1	NITROGEN Michael Rodd	9	68.8 1200m	0:10.83 1200m	0:12.65 [7] (0:12.65)	0.1L		0:36.12 +3	
3	9	UNLIKELY HERO Justin Huxtable	2	68.0 1200m	0:10.96 1200m	0:12.88 [3] (0:12.88)	0.2L		0:36.31 +0	
4	7	SALAMANCAS Ryan Maloney	11	67.7 1200m	0:10.98 1200m	0:12.55 [9] (0:12.55)	0.3L		0:36.01 +0	
5	14	OWN TOMORROW Bailey Wheeler	10	67.8 1200m	0:10.97 1200m	0:12.87 [4] (0:12.87)	0.5L		0:36.31 +4	
6	4	CENTRAL PARK James Orman	6	69.3 1200m	0:10.65 1200m	0:13.09 [2] (0:13.09)	1L		0:36.78 -1	
7	10	CASANOVA MAN Dale Smith	1	68.5 1200m	0:10.82 1200m	0:12.88 [6] (0:12.88)	1.2L		0:36.86 +2	
8	5	FIRST TO MARS Micheal Hellyer	12	67.1 1200m	0:10.92 1200m	0:12.57 [12] (0:12.57)	1.6L		0:35.88 +5	
9	16	VACATION LEAVE Sean Cormack	21	66.8 1200m	0:11.05 1200m	0:12.63 [11] (0:12.63)	1.8L		0:36.21 +4	
10	22	CALL ME HILTON Adam Sewell	3	70.0 1200m	0:10.71 1200m	0:13.36 [1] (0:13.36)	2.1L		0:37.35 +3	

Scratched: Everclear (#23), Miss Bacall (#13), Bean Shameless (#15), Sharman Pete (#8), Peony Surprise (#11), Vadamoon (#17), Sheezabenfica (#20), Whatta Whitt (#24), Grand Academy (#19), Better Believ

[] Ranking at each section and finish
 -:-:- No data available at this section
 NA No data available

SCN Saddle cloth number
 DNF Did not finish
 DNT Did not track



Sunshine Coast QLD Professional

Race 6: PROPERTY VINE Maiden Handicap - 1400m

26 November 2023 - 15:55



Track Rating: Soft 5, Weather: Overcast, Rail Position: +2m Entire

Section				200m				Last 600m	
Field Times				0:12.92 (0:12.92)				0:36.91	
Rank	TAB	Horse/Jockey	Barrier	Top Speed [km/h]	Fastest Section	Margin			Distance Travelled [m]
11	3	ASHILLA Nathan Thomas	4	69.4 1200m	0:10.74 1200m	0:12.99 [8] (0:12.99)	2.3L		0:37.06 +5
12	6	JOHN'S ROAD Jake Bayliss	24	67.1 1200m	0:11.09 1200m	0:12.99 [10] (0:12.99)	3.6L		0:36.58 +7
13	21	BRING THE CHAMPERS Samantha Collett	8	66.0 1200m	0:11.05 1200m	0:12.82 [14] (0:12.82)	4.6L		0:36.67 -2
14	12	THE SEEKER Blake Spriggs	14	66.2 1200m	0:11.06 1200m	0:13.15 [13] (0:13.15)	5.9L		0:36.72 +7

Scratched: Everclear (#23), Miss Bacall (#13), Bean Shameless (#15), Sharman Pete (#8), Peony Surprise (#11), Vadamoon (#17), Sheezabenfica (#20), Whatta Whitt (#24), Grand Academy (#19), Better Believ



Horse/Jockey Name	Rich Again
Final Rank	1
Fastest Section Time (Section)	0:10.80 (1200m)
Top Speed [km/h] (Section)	68.4 (1200m)
Race State	Finished



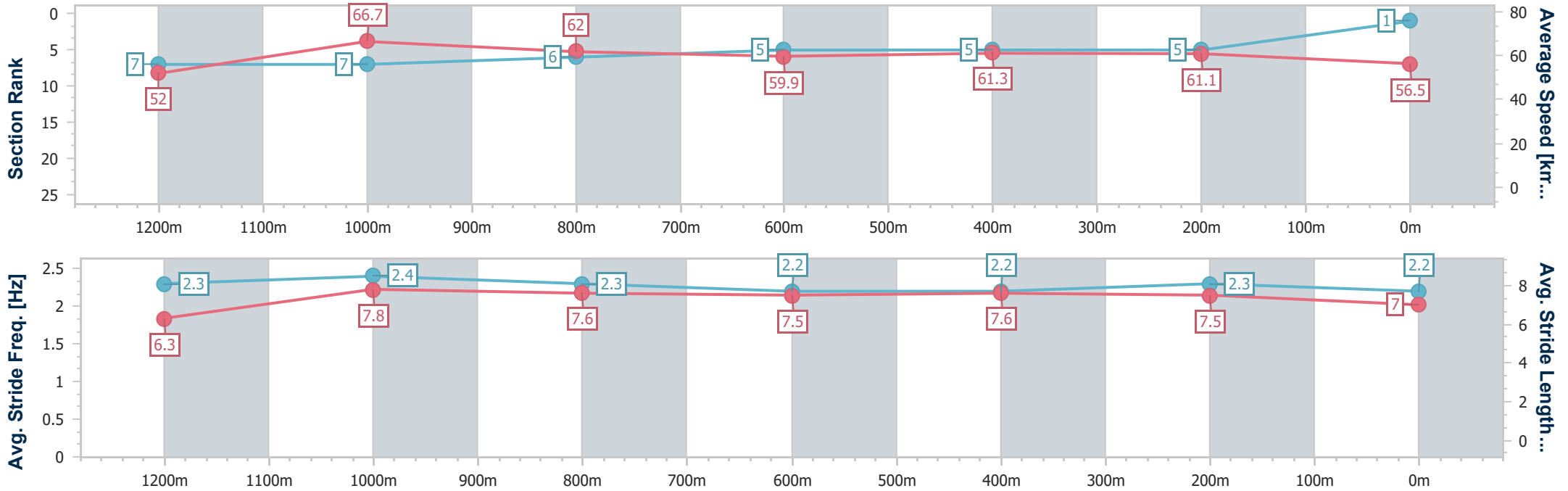
Sunshine Coast QLD Professional
Race 6: PROPERTY VINE Maiden Handicap - 1400m



26 November 2023 - 15:55

Track Rating: Soft 5, Weather: Overcast, Rail Position: +2m Entire

Section	Overall	1200m	1000m	800m	600m	400m	200m
Section Times	1:24.63 [1] (0:13.88)	1:10.75 [7] (0:10.80)	0:59.95 [7] (0:11.62)	0:48.33 [6] (0:12.00)	0:36.33 [5] (0:11.79)	0:24.54 [5] (0:11.79)	0:12.75 [5] (0:12.75)
Average Speed [km/h]	52.0	66.7	62.0	59.9	61.3	61.1	56.5
Top Speed [km/h]	67.9	68.4	63.9	60.6	62.3	63.1	58.9
Avg. Dist. to Rail [m]	6.3	2.0	1.3	0.2	0.4	1.7	1.1
Avg. Stride Freq. [Hz]	2.3	2.4	2.3	2.2	2.2	2.3	2.2
Avg. Stride Length [m]	6.3	7.8	7.6	7.5	7.6	7.5	7.0



- [] Ranking at each section and finish
- .-.- No data available at this section
- NA No data available



Horse/Jockey Name	Nitrogen
Final Rank	2
Fastest Section Time (Section)	0:10.83 (1200m)
Top Speed [km/h] (Section)	68.8 (1200m)
Race State	Finished



Sunshine Coast QLD Professional

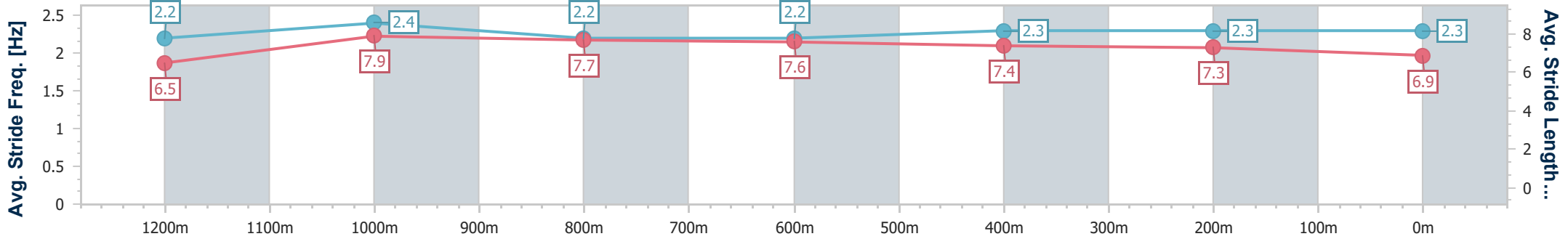
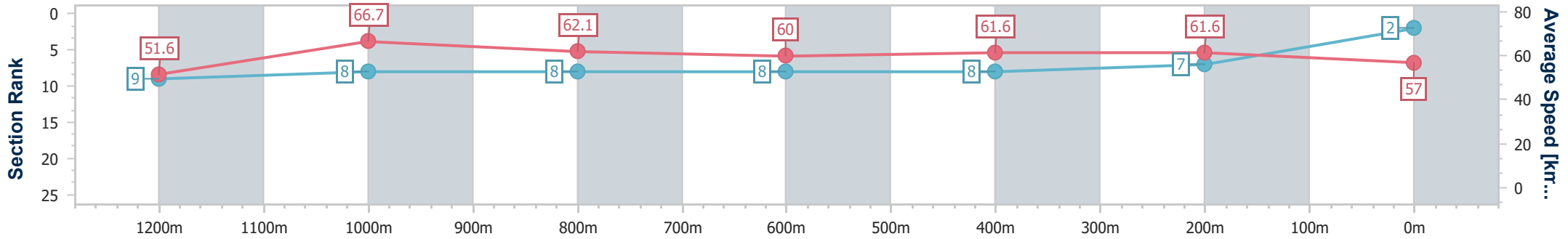
Race 6: PROPERTY VINE Maiden Handicap - 1400m



26 November 2023 - 15:55

Track Rating: Soft 5, Weather: Overcast, Rail Position: +2m Entire

Section	Overall	1200m	1000m	800m	600m	400m	200m
Section Times	1:24.65 [2] (0:13.96)	1:10.69 [9] (0:10.83)	0:59.86 [8] (0:11.64)	0:48.22 [8] (0:12.10)	0:36.12 [8] (0:11.80)	0:24.32 [8] (0:11.67)	0:12.65 [7] (0:12.65)
Average Speed [km/h]	51.6	66.7	62.1	60.0	61.6	61.6	57.0
Top Speed [km/h]	67.6	68.8	63.8	60.7	62.1	62.6	60.8
Avg. Dist. to Rail [m]	7.7	2.5	2.4	1.4	1.2	5.2	8.4
Avg. Stride Freq. [Hz]	2.2	2.4	2.2	2.2	2.3	2.3	2.3
Avg. Stride Length [m]	6.5	7.9	7.7	7.6	7.4	7.3	6.9



- [] Ranking at each section and finish
- .-.- No data available at this section
- NA No data available



Horse/Jockey Name	Unlikely Hero
Final Rank	3
Fastest Section Time (Section)	0:10.96 (1200m)
Top Speed [km/h] (Section)	68.0 (1200m)
Race State	Finished



Sunshine Coast QLD Professional

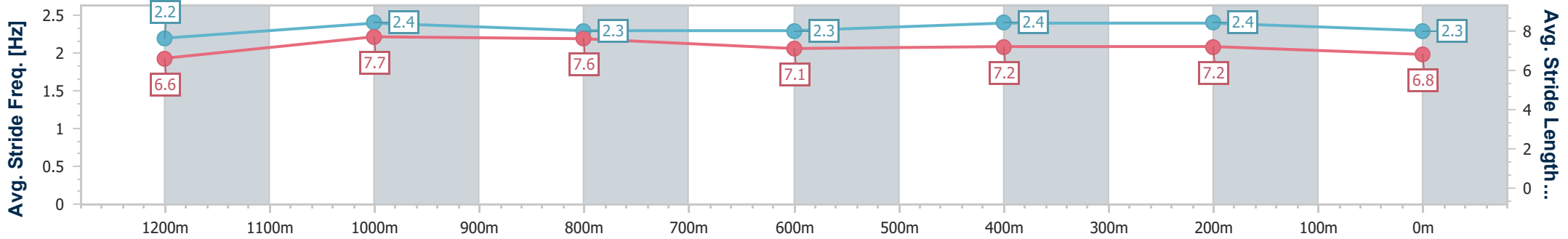
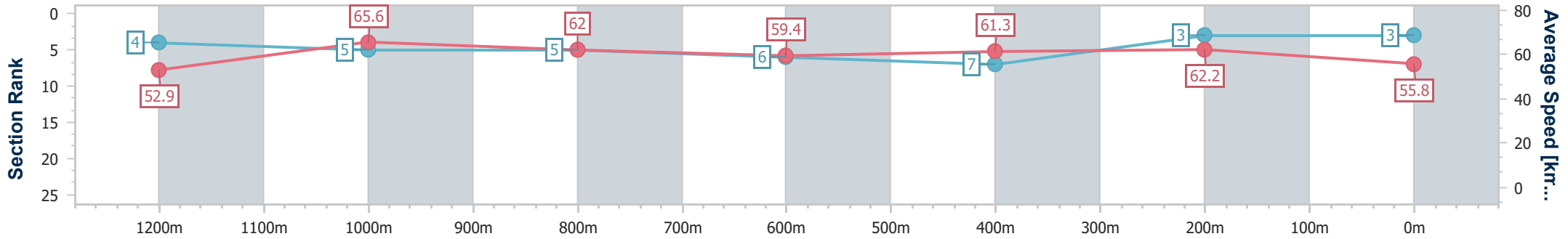
Race 6: PROPERTY VINE Maiden Handicap - 1400m



26 November 2023 - 15:55

Track Rating: Soft 5, Weather: Overcast, Rail Position: +2m Entire

Section	Overall	1200m	1000m	800m	600m	400m	200m
Section Times	1:24.67 [3] (0:13.66)	1:11.01 [4] (0:10.96)	1:00.05 [5] (0:11.64)	0:48.41 [5] (0:12.10)	0:36.31 [6] (0:11.86)	0:24.45 [7] (0:11.57)	0:12.88 [3] (0:12.88)
Average Speed [km/h]	52.9	65.6	62.0	59.4	61.3	62.2	55.8
Top Speed [km/h]	66.8	68.0	64.5	60.6	63.6	63.6	60.5
Avg. Dist. to Rail [m]	2.7	0.7	1.5	0.4	1.3	3.3	5.2
Avg. Stride Freq. [Hz]	2.2	2.4	2.3	2.3	2.4	2.4	2.3
Avg. Stride Length [m]	6.6	7.7	7.6	7.1	7.2	7.2	6.8



- [] Ranking at each section and finish
- .-.- No data available at this section
- NA No data available



Horse/Jockey Name	Salamancas
Final Rank	4
Fastest Section Time (Section)	0:10.98 (1200m)
Top Speed [km/h] (Section)	67.7 (1200m)
Race State	Finished



Sunshine Coast QLD Professional

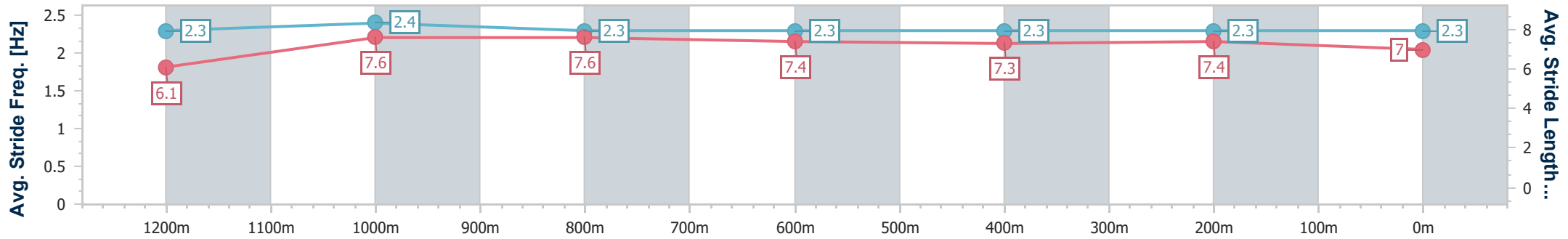
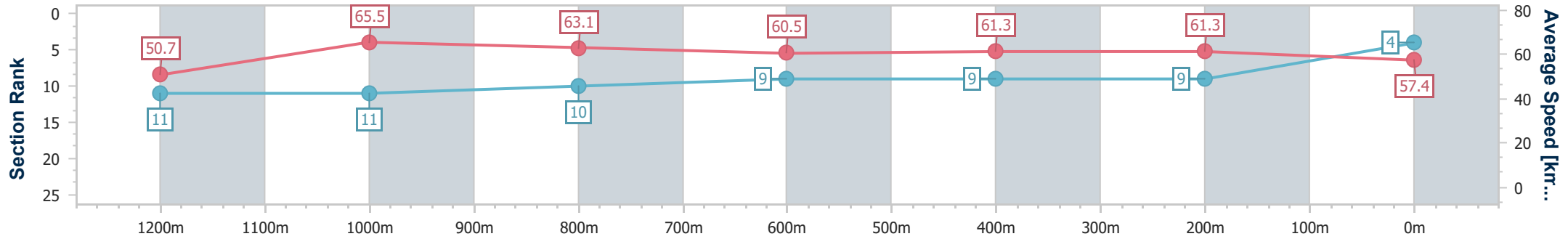
Race 6: PROPERTY VINE Maiden Handicap - 1400m



26 November 2023 - 15:55

Track Rating: Soft 5, Weather: Overcast, Rail Position: +2m Entire

Section	Overall	1200m	1000m	800m	600m	400m	200m
Section Times	1:24.67 [4] (0:14.23)	1:10.44 [11] (0:10.98)	0:59.46 [11] (0:11.46)	0:48.00 [10] (0:11.99)	0:36.01 [9] (0:11.71)	0:24.30 [9] (0:11.75)	0:12.55 [9] (0:12.55)
Average Speed [km/h]	50.7	65.5	63.1	60.5	61.3	61.3	57.4
Top Speed [km/h]	65.3	67.7	64.8	61.7	62.2	62.8	59.5
Avg. Dist. to Rail [m]	10.8	3.4	2.8	1.2	0.7	0.6	1.7
Avg. Stride Freq. [Hz]	2.3	2.4	2.3	2.3	2.3	2.3	2.3
Avg. Stride Length [m]	6.1	7.6	7.6	7.4	7.3	7.4	7.0



- [] Ranking at each section and finish
- .-.- No data available at this section
- NA No data available



Horse/Jockey Name	Own Tomorrow
Final Rank	5
Fastest Section Time (Section)	0:10.97 (1200m)
Top Speed [km/h] (Section)	67.8 (1200m)
Race State	Finished



Sunshine Coast QLD Professional

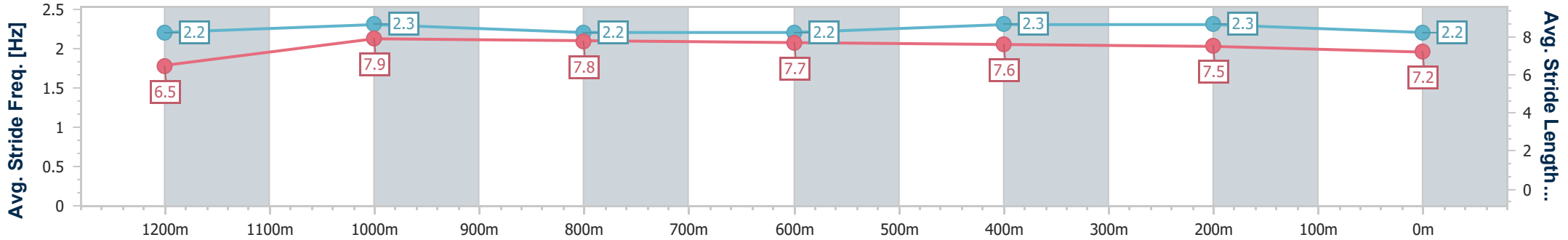
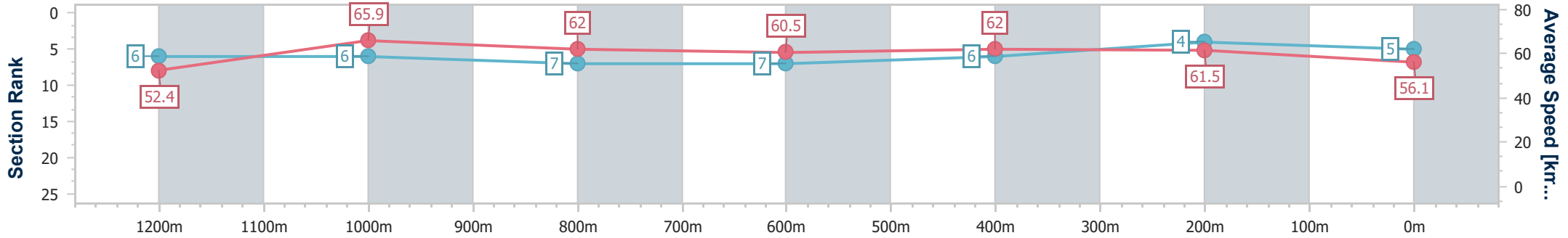
Race 6: PROPERTY VINE Maiden Handicap - 1400m



26 November 2023 - 15:55

Track Rating: Soft 5, Weather: Overcast, Rail Position: +2m Entire

Section	Overall	1200m	1000m	800m	600m	400m	200m
Section Times	1:24.70 [5] (0:13.71)	1:10.99 [6] (0:10.97)	1:00.02 [6] (0:11.70)	0:48.32 [7] (0:12.01)	0:36.31 [7] (0:11.74)	0:24.57 [6] (0:11.70)	0:12.87 [4] (0:12.87)
Average Speed [km/h]	52.4	65.9	62.0	60.5	62.0	61.5	56.1
Top Speed [km/h]	65.0	67.8	63.8	62.1	63.6	63.2	58.9
Avg. Dist. to Rail [m]	10.9	4.9	3.7	1.5	2.3	4.9	6.8
Avg. Stride Freq. [Hz]	2.2	2.3	2.2	2.2	2.3	2.3	2.2
Avg. Stride Length [m]	6.5	7.9	7.8	7.7	7.6	7.5	7.2



- [] Ranking at each section and finish
- .-.- No data available at this section
- NA No data available



Horse/Jockey Name	Central Park
Final Rank	6
Fastest Section Time (Section)	0:10.65 (1200m)
Top Speed [km/h] (Section)	69.3 (1200m)
Race State	Finished



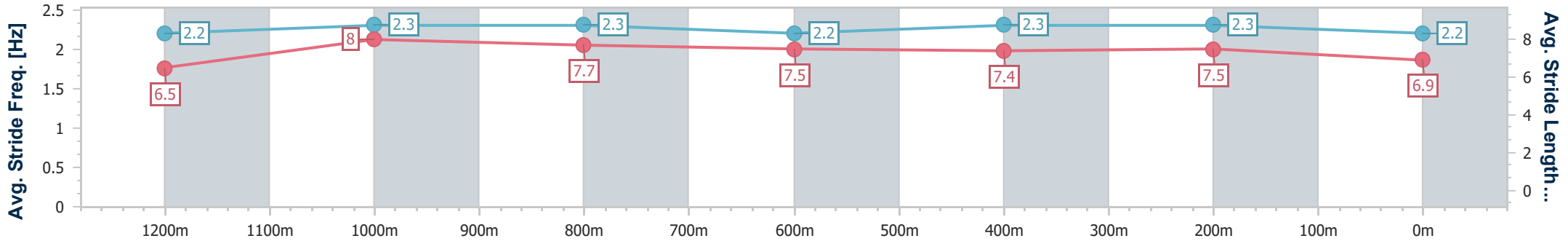
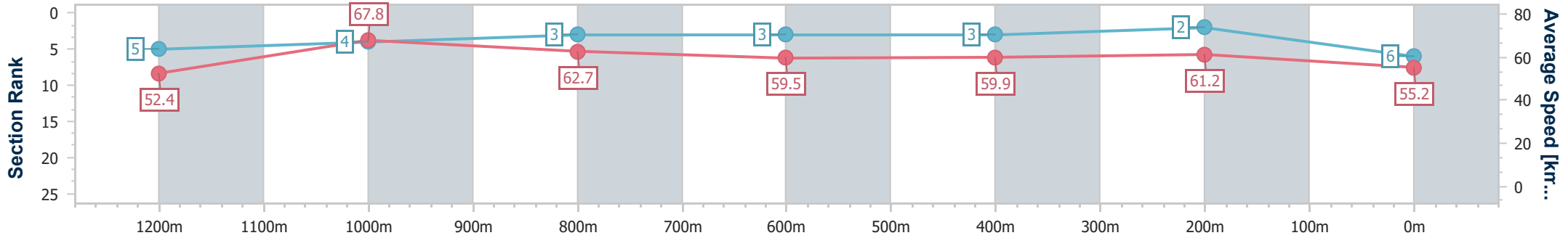
Sunshine Coast QLD Professional
Race 6: PROPERTY VINE Maiden Handicap - 1400m



26 November 2023 - 15:55

Track Rating: Soft 5, Weather: Overcast, Rail Position: +2m Entire

Section	Overall	1200m	1000m	800m	600m	400m	200m
Section Times	1:24.82 [6] (0:13.68)	1:11.14 [5] (0:10.65)	1:00.49 [4] (0:11.53)	0:48.96 [3] (0:12.18)	0:36.78 [3] (0:11.97)	0:24.81 [3] (0:11.72)	0:13.09 [2] (0:13.09)
Average Speed [km/h]	52.4	67.8	62.7	59.5	59.9	61.2	55.2
Top Speed [km/h]	67.9	69.3	66.3	60.5	61.4	63.0	58.7
Avg. Dist. to Rail [m]	8.7	5.1	3.1	0.5	0.4	1.8	4.1
Avg. Stride Freq. [Hz]	2.2	2.3	2.3	2.2	2.3	2.3	2.2
Avg. Stride Length [m]	6.5	8.0	7.7	7.5	7.4	7.5	6.9



- [] Ranking at each section and finish
- .-.- No data available at this section
- NA No data available



Horse/Jockey Name	Casanova Man
Final Rank	7
Fastest Section Time (Section)	0:10.82 (1200m)
Top Speed [km/h] (Section)	68.5 (1200m)
Race State	Finished



Sunshine Coast QLD Professional

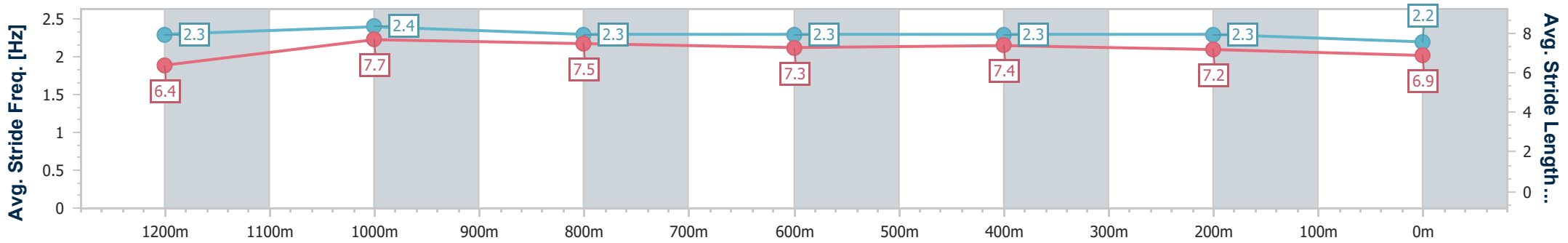
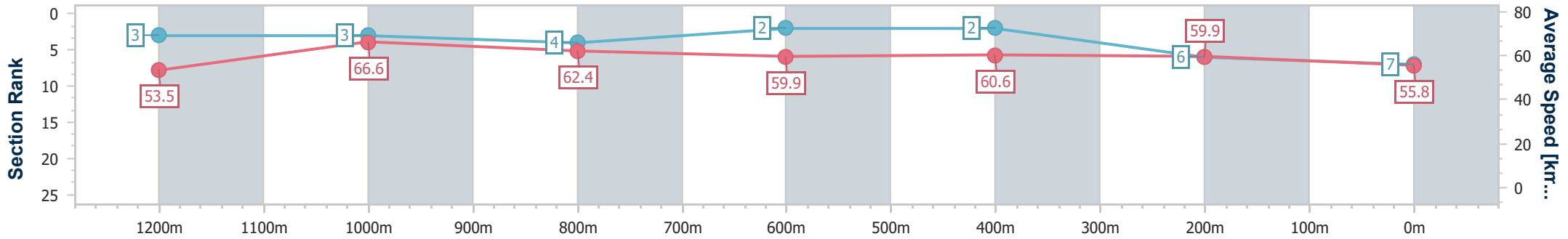
Race 6: PROPERTY VINE Maiden Handicap - 1400m



26 November 2023 - 15:55

Track Rating: Soft 5, Weather: Overcast, Rail Position: +2m Entire

Section	Overall	1200m	1000m	800m	600m	400m	200m
Section Times	1:24.87 [7] (0:13.50)	1:11.37 [3] (0:10.82)	1:00.55 [3] (0:11.59)	0:48.96 [4] (0:12.10)	0:36.86 [2] (0:11.96)	0:24.90 [2] (0:12.02)	0:12.88 [6] (0:12.88)
Average Speed [km/h]	53.5	66.6	62.4	59.9	60.6	59.9	55.8
Top Speed [km/h]	67.1	68.5	64.6	60.5	61.1	61.5	57.6
Avg. Dist. to Rail [m]	3.9	2.6	2.3	1.5	0.9	0.7	0.6
Avg. Stride Freq. [Hz]	2.3	2.4	2.3	2.3	2.3	2.3	2.2
Avg. Stride Length [m]	6.4	7.7	7.5	7.3	7.4	7.2	6.9



- [] Ranking at each section and finish
- .-.- No data available at this section
- NA No data available



Horse/Jockey Name	First To Mars
Final Rank	8
Fastest Section Time (Section)	0:10.92 (1200m)
Top Speed [km/h] (Section)	67.1 (1200m)
Race State	Finished



Sunshine Coast QLD Professional

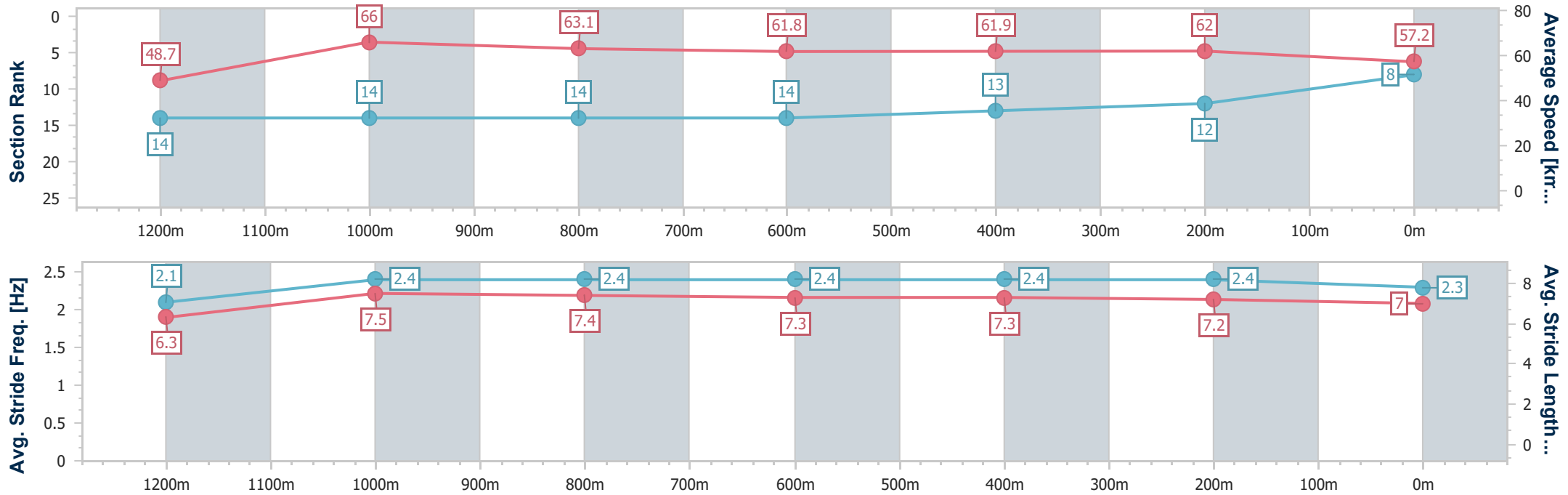
Race 6: PROPERTY VINE Maiden Handicap - 1400m



26 November 2023 - 15:55

Track Rating: Soft 5, Weather: Overcast, Rail Position: +2m Entire

Section	Overall	1200m	1000m	800m	600m	400m	200m
Section Times	1:24.96 [8] (0:14.82)	1:10.14 [14] (0:10.92)	0:59.22 [14] (0:11.55)	0:47.67 [14] (0:11.79)	0:35.88 [14] (0:11.68)	0:24.20 [13] (0:11.63)	0:12.57 [12] (0:12.57)
Average Speed [km/h]	48.7	66.0	63.1	61.8	61.9	62.0	57.2
Top Speed [km/h]	65.9	67.1	65.7	64.0	63.5	64.2	59.9
Avg. Dist. to Rail [m]	11.9	6.2	5.2	2.1	1.2	1.6	4.6
Avg. Stride Freq. [Hz]	2.1	2.4	2.4	2.4	2.4	2.4	2.3
Avg. Stride Length [m]	6.3	7.5	7.4	7.3	7.3	7.2	7.0



- [] Ranking at each section and finish
- .-.- No data available at this section
- NA No data available



Horse/Jockey Name	Vacation Leave
Final Rank	9
Fastest Section Time (Section)	0:11.05 (1200m)
Top Speed [km/h] (Section)	66.8 (1200m)
Race State	Finished



Sunshine Coast QLD Professional

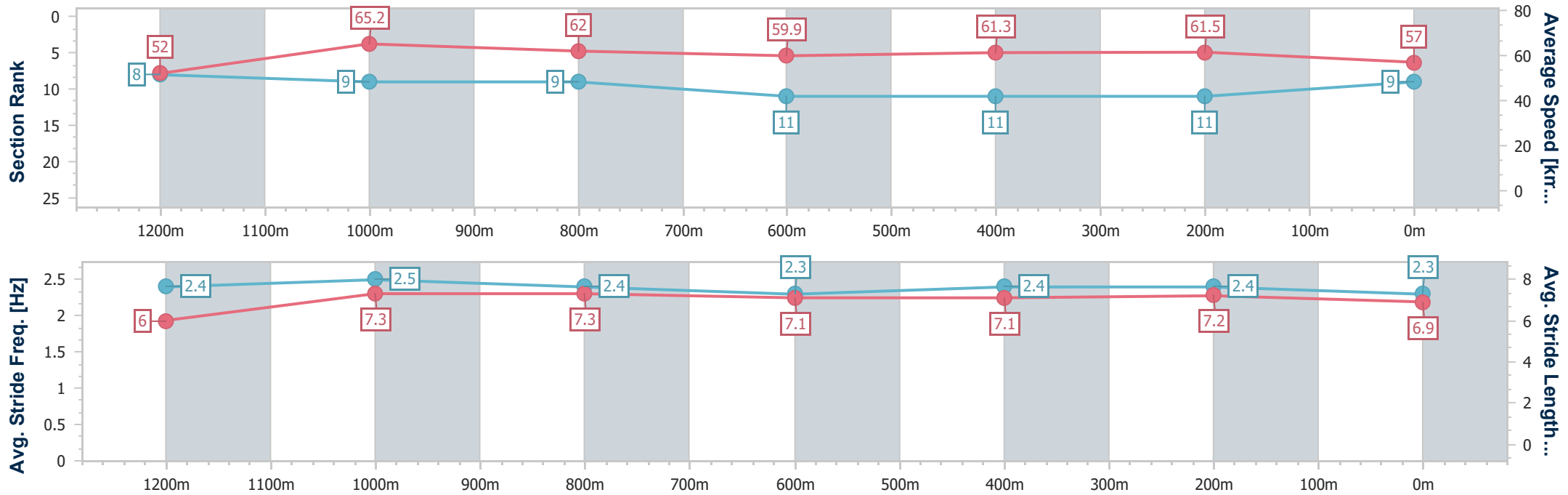
Race 6: PROPERTY VINE Maiden Handicap - 1400m



26 November 2023 - 15:55

Track Rating: Soft 5, Weather: Overcast, Rail Position: +2m Entire

Section	Overall	1200m	1000m	800m	600m	400m	200m
Section Times	1:24.99 [9] (0:13.91)	1:11.08 [8] (0:11.05)	1:00.03 [9] (0:11.69)	0:48.34 [9] (0:12.13)	0:36.21 [11] (0:11.85)	0:24.36 [11] (0:11.73)	0:12.63 [11] (0:12.63)
Average Speed [km/h]	52.0	65.2	62.0	59.9	61.3	61.5	57.0
Top Speed [km/h]	66.6	66.8	63.4	61.9	62.6	62.7	59.9
Avg. Dist. to Rail [m]	13.1	4.0	3.0	1.8	1.8	4.2	6.5
Avg. Stride Freq. [Hz]	2.4	2.5	2.4	2.3	2.4	2.4	2.3
Avg. Stride Length [m]	6.0	7.3	7.3	7.1	7.1	7.2	6.9



- [] Ranking at each section and finish
- .-.- No data available at this section
- NA No data available



Horse/Jockey Name	Call Me Hilton
Final Rank	10
Fastest Section Time (Section)	0:10.71 (1200m)
Top Speed [km/h] (Section)	70.0 (1200m)
Race State	Finished



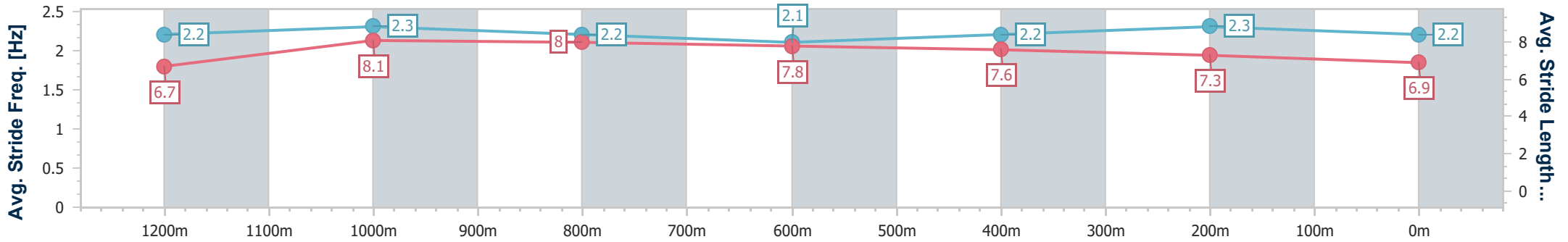
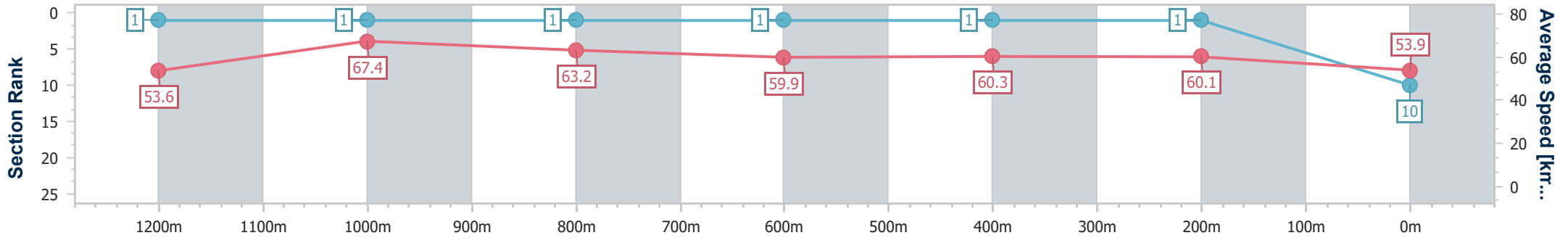
Sunshine Coast QLD Professional
Race 6: PROPERTY VINE Maiden Handicap - 1400m



26 November 2023 - 15:55

Track Rating: Soft 5, Weather: Overcast, Rail Position: +2m Entire

Section	Overall	1200m	1000m	800m	600m	400m	200m
Section Times	1:25.07 [10] (0:13.43)	1:11.64 [1] (0:10.71)	1:00.93 [1] (0:11.43)	0:49.50 [1] (0:12.15)	0:37.35 [1] (0:12.03)	0:25.32 [1] (0:11.96)	0:13.36 [1] (0:13.36)
Average Speed [km/h]	53.6	67.4	63.2	59.9	60.3	60.1	53.9
Top Speed [km/h]	68.7	70.0	65.0	61.1	60.8	61.3	57.8
Avg. Dist. to Rail [m]	5.9	3.3	1.8	1.6	1.3	2.2	3.9
Avg. Stride Freq. [Hz]	2.2	2.3	2.2	2.1	2.2	2.3	2.2
Avg. Stride Length [m]	6.7	8.1	8.0	7.8	7.6	7.3	6.9



- [] Ranking at each section and finish
- .-.- No data available at this section
- NA No data available



Horse/Jockey Name	Ashilla
Final Rank	11
Fastest Section Time (Section)	0:10.74 (1200m)
Top Speed [km/h] (Section)	69.4 (1200m)
Race State	Finished



Sunshine Coast QLD Professional

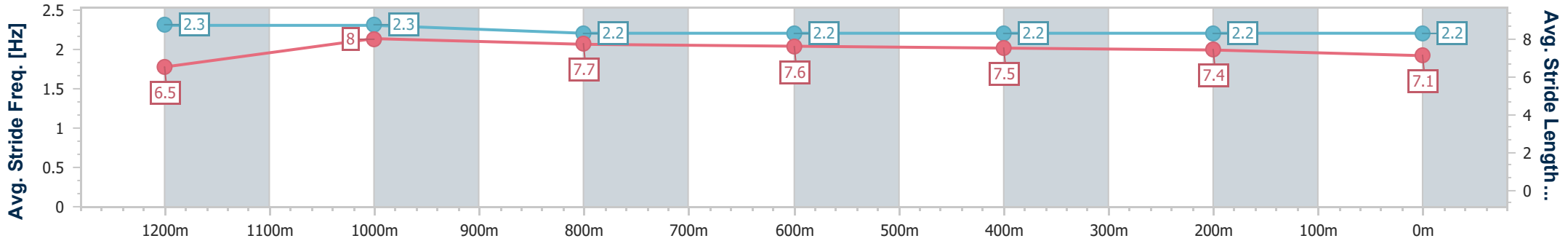
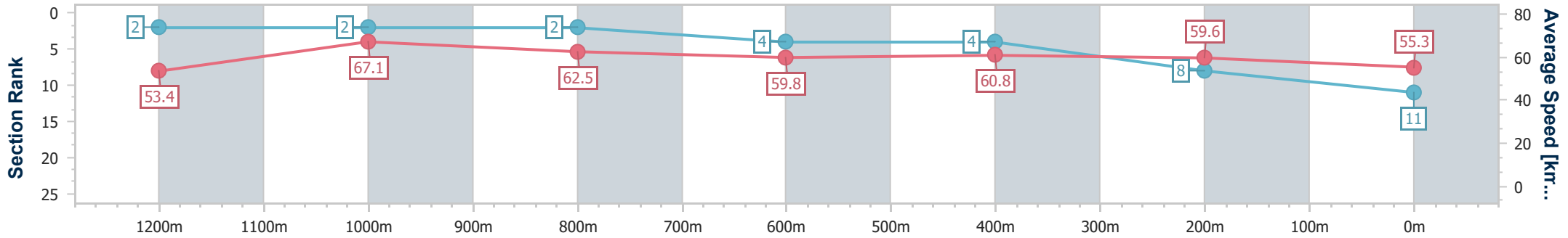
Race 6: PROPERTY VINE Maiden Handicap - 1400m



26 November 2023 - 15:55

Track Rating: Soft 5, Weather: Overcast, Rail Position: +2m Entire

Section	Overall	1200m	1000m	800m	600m	400m	200m
Section Times	1:25.10 [11] (0:13.49)	1:11.61 [2] (0:10.74)	1:00.87 [2] (0:11.60)	0:49.27 [2] (0:12.21)	0:37.06 [4] (0:12.01)	0:25.05 [4] (0:12.06)	0:12.99 [8] (0:12.99)
Average Speed [km/h]	53.4	67.1	62.5	59.8	60.8	59.6	55.3
Top Speed [km/h]	68.6	69.4	64.4	61.4	61.2	61.1	58.0
Avg. Dist. to Rail [m]	8.0	4.7	3.4	2.3	1.8	3.2	4.1
Avg. Stride Freq. [Hz]	2.3	2.3	2.2	2.2	2.2	2.2	2.2
Avg. Stride Length [m]	6.5	8.0	7.7	7.6	7.5	7.4	7.1



- [] Ranking at each section and finish
- .-.- No data available at this section
- NA No data available



Horse/Jockey Name	John's Road
Final Rank	12
Fastest Section Time (Section)	0:11.09 (1200m)
Top Speed [km/h] (Section)	67.1 (1200m)
Race State	Finished



Sunshine Coast QLD Professional

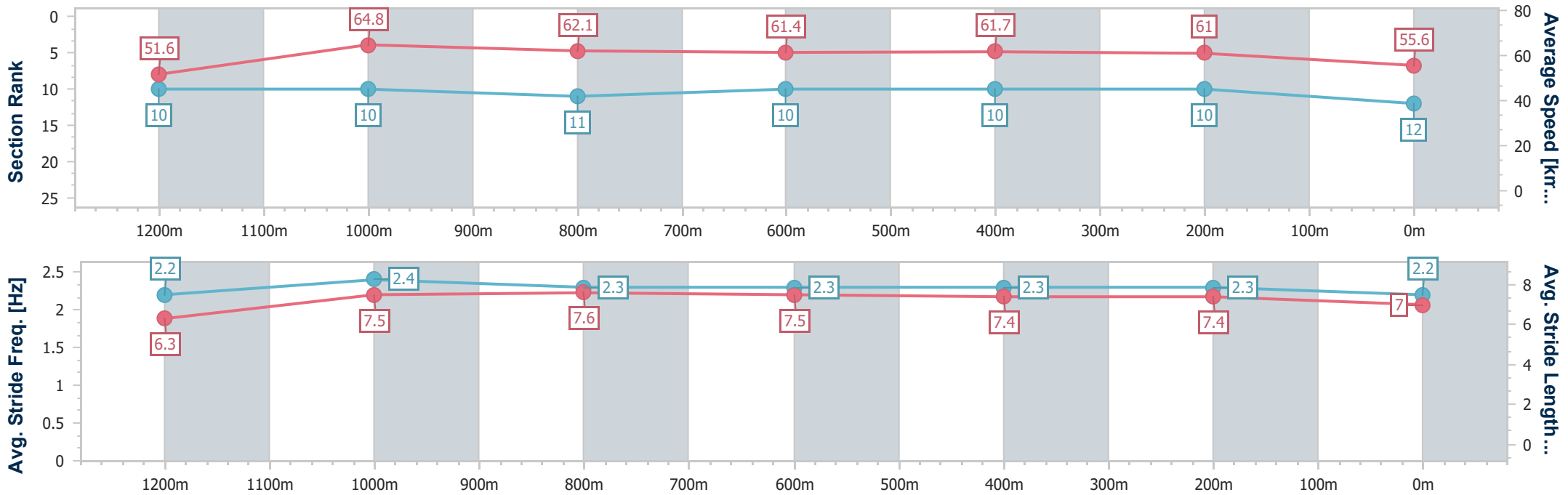
Race 6: PROPERTY VINE Maiden Handicap - 1400m



26 November 2023 - 15:55

Track Rating: Soft 5, Weather: Overcast, Rail Position: +2m Entire

Section	Overall	1200m	1000m	800m	600m	400m	200m
Section Times	1:25.33 [12] (0:14.05)	1:11.28 [10] (0:11.09)	1:00.19 [10] (0:11.67)	0:48.52 [11] (0:11.94)	0:36.58 [10] (0:11.82)	0:24.76 [10] (0:11.77)	0:12.99 [10] (0:12.99)
Average Speed [km/h]	51.6	64.8	62.1	61.4	61.7	61.0	55.6
Top Speed [km/h]	67.1	67.1	63.0	62.8	62.3	62.9	58.9
Avg. Dist. to Rail [m]	12.4	3.2	3.0	2.6	2.2	6.2	8.2
Avg. Stride Freq. [Hz]	2.2	2.4	2.3	2.3	2.3	2.3	2.2
Avg. Stride Length [m]	6.3	7.5	7.6	7.5	7.4	7.4	7.0



- [] Ranking at each section and finish
- .-.- No data available at this section
- NA No data available



Horse/Jockey Name	Bring The Champers
Final Rank	13
Fastest Section Time (Section)	0:11.05 (1200m)
Top Speed [km/h] (Section)	66.0 (1200m)
Race State	Finished



Sunshine Coast QLD Professional

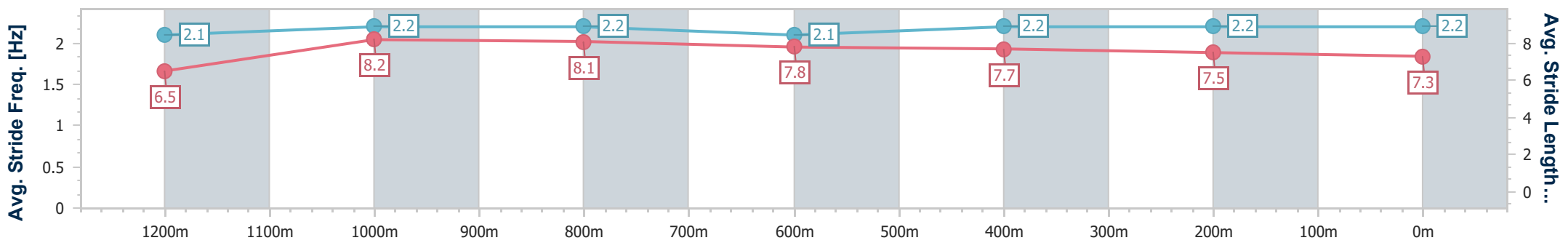
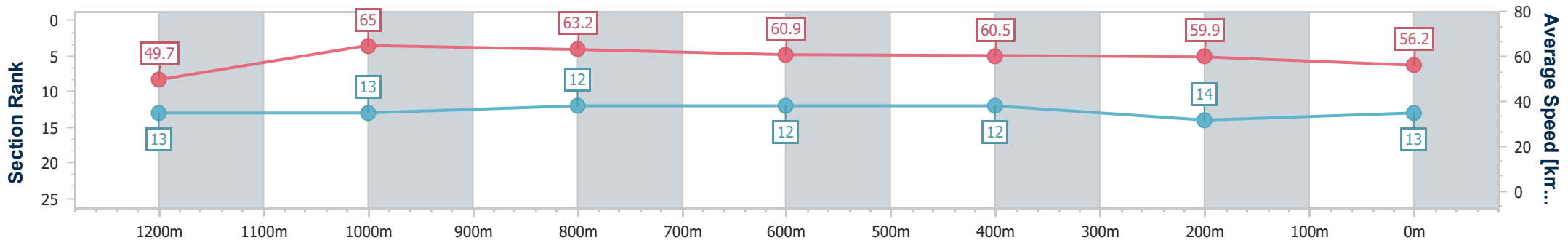
Race 6: PROPERTY VINE Maiden Handicap - 1400m



26 November 2023 - 15:55

Track Rating: Soft 5, Weather: Overcast, Rail Position: +2m Entire

Section	Overall	1200m	1000m	800m	600m	400m	200m
Section Times	1:25.54 [13] (0:14.55)	1:10.99 [13] (0:11.05)	0:59.94 [13] (0:11.44)	0:48.50 [12] (0:11.83)	0:36.67 [12] (0:11.88)	0:24.79 [12] (0:11.97)	0:12.82 [14] (0:12.82)
Average Speed [km/h]	49.7	65.0	63.2	60.9	60.5	59.9	56.2
Top Speed [km/h]	65.3	66.0	65.0	62.2	61.1	60.5	59.3
Avg. Dist. to Rail [m]	6.8	2.0	1.7	0.3	0.5	1.1	4.4
Avg. Stride Freq. [Hz]	2.1	2.2	2.2	2.1	2.2	2.2	2.2
Avg. Stride Length [m]	6.5	8.2	8.1	7.8	7.7	7.5	7.3



- [] Ranking at each section and finish
- .-.- No data available at this section
- NA No data available



Horse/Jockey Name	The Seeker
Final Rank	14
Fastest Section Time (Section)	0:11.06 (1200m)
Top Speed [km/h] (Section)	66.2 (1200m)
Race State	Finished



Sunshine Coast QLD Professional

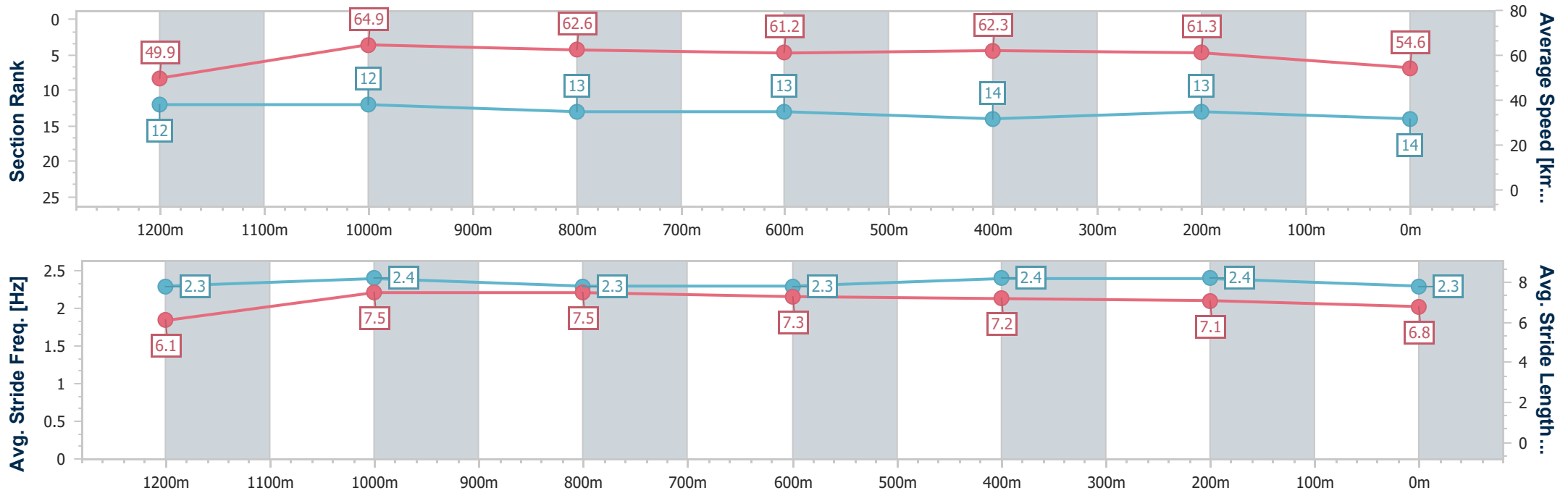
Race 6: PROPERTY VINE Maiden Handicap - 1400m



26 November 2023 - 15:55

Track Rating: Soft 5, Weather: Overcast, Rail Position: +2m Entire

Section	Overall	1200m	1000m	800m	600m	400m	200m
Section Times	1:25.78 [14] (0:14.50)	1:11.28 [12] (0:11.06)	1:00.22 [12] (0:11.55)	0:48.67 [13] (0:11.95)	0:36.72 [13] (0:11.82)	0:24.90 [14] (0:11.75)	0:13.15 [13] (0:13.15)
Average Speed [km/h]	49.9	64.9	62.6	61.2	62.3	61.3	54.6
Top Speed [km/h]	64.3	66.2	63.8	62.9	63.2	63.8	57.1
Avg. Dist. to Rail [m]	10.8	3.6	3.0	1.9	3.8	7.8	8.9
Avg. Stride Freq. [Hz]	2.3	2.4	2.3	2.3	2.4	2.4	2.3
Avg. Stride Length [m]	6.1	7.5	7.5	7.3	7.2	7.1	6.8



- [] Ranking at each section and finish
- .-.- No data available at this section
- NA No data available