

Track Rating: Soft 5, Weather: Overcast, Rail Position: +2m Entire

Section												Last 600m	
Field Times		Overall	1200m	1000m	800m	600m	400m						0:34.83
		1:24.93 (0:14.00)	1:10.93 (0:11.64)	0:59.29 (0:12.19)	0:47.10 (0:12.27)	0:34.83 (0:11.54)	0:23.29 (0:11.22)						
Rank	TAB	Horse/Jockey	Barrier	Top Speed [km/h]	Fastest Section							Distance Travelled [m]	
1	4	DEEP TEMPEST James Orman	5	66.1 400m	0:11.13 400m	1:24.93 [1] (0:14.00)	1:10.93 [1] (0:11.64)	0:59.29 [1] (0:12.19)	0:47.10 [1] (0:12.34)	0:34.76 [2] (0:11.56)	0:23.20 [2] (0:11.13)	0:34.76	
2	6	ARTS OBJECT Angela Jones	10	64.5 400m	0:11.30 400m	1:24.93 [2] (0:14.03)	1:10.90 [2] (0:11.68)	0:59.22 [2] (0:12.18)	0:47.04 [2] (0:12.21)	0:34.83 [1] (0:11.54)	0:23.29 [1] (0:11.30)	0:34.83	+2
3	9	ULTIMATE OUTCOME Michael Rodd	6	66.3 400m	0:10.99 400m	1:24.96 [3] (0:14.60)	1:10.36 [7] (0:11.93)	0:58.43 [7] (0:12.30)	0:46.13 [7] (0:12.05)	0:34.08 [8] (0:11.50)	0:22.58 [8] (0:10.99)	0:34.08	+3
4	7	REDENTE CHOICE Jake Bayliss	8	65.0 400m	0:11.17 400m	1:25.34 [4] (0:14.76)	1:10.58 [8] (0:11.80)	0:58.78 [8] (0:12.38)	0:46.40 [8] (0:11.89)	0:34.51 [7] (0:11.42)	0:23.09 [7] (0:11.17)	0:34.51	-2
5	2	HOTSTEP Ben Thompson	7	65.2 400m	0:11.24 400m	1:25.37 [5] (0:14.54)	1:10.83 [6] (0:11.81)	0:59.02 [6] (0:12.22)	0:46.80 [6] (0:11.99)	0:34.81 [5] (0:11.53)	0:23.28 [6] (0:11.24)	0:34.81	+0
6	8	HEARSAY Kyle Wilson-Taylor	1	65.1 400m	0:11.31 400m	1:25.47 [6] (0:14.21)	1:11.26 [4] (0:11.85)	0:59.41 [4] (0:12.26)	0:47.15 [4] (0:12.05)	0:35.10 [3] (0:11.64)	0:23.46 [4] (0:11.31)	0:35.10	-3
7	5	SLEIGH QUEEN Damien Thornton	3	64.9 400m	0:11.31 400m	1:25.48 [7] (0:14.16)	1:11.32 [3] (0:11.80)	0:59.52 [3] (0:12.30)	0:47.22 [3] (0:12.13)	0:35.09 [4] (0:11.48)	0:23.61 [3] (0:11.31)	0:35.09	+2
8	1	PICKO ROCKS Ryan Maloney	12	65.3 400m	0:11.17 400m	1:25.52 [8] (0:15.10)	1:10.42 [10] (0:11.77)	0:58.65 [10] (0:12.36)	0:46.29 [10] (0:11.89)	0:34.40 [10] (0:11.48)	0:22.92 [10] (0:11.17)	0:34.40	+0
9	11	HARMONY REIGNS Jaden Lloyd	11	65.9 400m	0:11.09 400m	1:25.59 [9] (0:14.92)	1:10.67 [9] (0:11.70)	0:58.97 [9] (0:12.52)	0:46.45 [9] (0:11.97)	0:34.48 [9] (0:11.44)	0:23.04 [9] (0:11.09)	0:34.48	+2
10	10	ALATAR Taylor Marshall	2	64.8 600m	0:11.37 400m	1:25.86 [10] (0:14.44)	1:11.42 [5] (0:11.82)	0:59.60 [5] (0:12.24)	0:47.36 [5] (0:12.09)	0:35.27 [6] (0:11.47)	0:23.80 [5] (0:11.37)	0:35.27	+3

Scratched: Brave Maso (#12), Maxie Tap (#13), Silver Warrior (#3)



Sunshine Coast QLD Professional
Race 7: MOES MEDIA Class 3 Handicap - 1400m
 26 November 2023 - 16:31



Track Rating: Soft 5, Weather: Overcast, Rail Position: +2m Entire

Section							200m			Last 600m
Field Times							0:12.07			0:34.83
							(0:12.07)			
Rank	TAB	Horse/Jockey	Barrier	Top Speed [km/h]	Fastest Section	Margin			Distance Travelled [m]	
1	4	DEEP TEMPEST James Orman	5	66.1 400m	0:11.13 400m	0:12.07 [1] (0:12.07)	1:24.93		0:34.76	
2	6	ARTS OBJECT Angela Jones	10	64.5 400m	0:11.30 400m	0:11.99 [2] (0:11.99)	0.1L		0:34.83 +2	
3	9	ULTIMATE OUTCOME Michael Rodd	6	66.3 400m	0:10.99 400m	0:11.59 [6] (0:11.59)	0.3L		0:34.08 +3	
4	7	REDENTE CHOICE Jake Bayliss	8	65.0 400m	0:11.17 400m	0:11.92 [7] (0:11.92)	2.3L		0:34.51 -2	
5	2	HOTSTEP Ben Thompson	7	65.2 400m	0:11.24 400m	0:12.04 [5] (0:12.04)	2.5L		0:34.81 +0	
6	8	HEARSAY Kyle Wilson-Taylor	1	65.1 400m	0:11.31 400m	0:12.15 [4] (0:12.15)	2.9L		0:35.10 -3	
7	5	SLEIGH QUEEN Damien Thornton	3	64.9 400m	0:11.31 400m	0:12.30 [3] (0:12.30)	3L		0:35.09 +2	
8	1	PICKO ROCKS Ryan Maloney	12	65.3 400m	0:11.17 400m	0:11.75 [10] (0:11.75)	3.2L		0:34.40 +0	
9	11	HARMONY REIGNS Jaden Lloyd	11	65.9 400m	0:11.09 400m	0:11.95 [9] (0:11.95)	3.4L		0:34.48 +2	
10	10	ALATAR Taylor Marshall	2	64.8 600m	0:11.37 400m	0:12.43 [8] (0:12.43)	4.9L		0:35.27 +3	

Scratched: Brave Maso (#12), Maxie Tap (#13), Silver Warrior (#3)

[] Ranking at each section and finish
 -:-:- No data available at this section
 NA No data available

SCN Saddle cloth number
 DNF Did not finish
 DNT Did not track



Horse/Jockey Name	Deep Tempest
Final Rank	1
Fastest Section Time (Section)	0:11.13 (400m)
Top Speed [km/h] (Section)	66.1 (400m)
Race State	Finished



Sunshine Coast QLD Professional

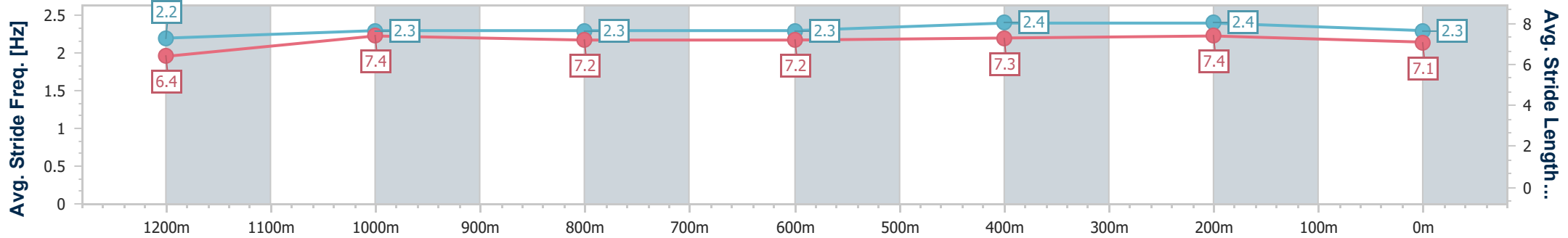
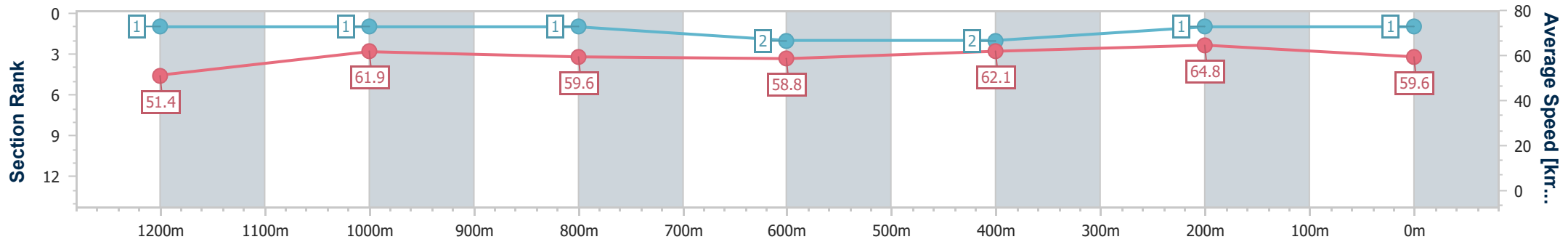
Race 7: MOES MEDIA Class 3 Handicap - 1400m



26 November 2023 - 16:31

Track Rating: Soft 5, Weather: Overcast, Rail Position: +2m Entire

Section	Overall	1200m	1000m	800m	600m	400m	200m
Section Times	1:24.93 [1] (0:14.00)	1:10.93 [1] (0:11.64)	0:59.29 [1] (0:12.19)	0:47.10 [1] (0:12.34)	0:34.76 [2] (0:11.56)	0:23.20 [2] (0:11.13)	0:12.07 [1] (0:12.07)
Average Speed [km/h]	51.4	61.9	59.6	58.8	62.1	64.8	59.6
Top Speed [km/h]	64.3	64.1	60.2	60.3	64.1	66.1	63.6
Avg. Dist. to Rail [m]	7.9	4.9	3.7	1.7	0.5	0.9	1.8
Avg. Stride Freq. [Hz]	2.2	2.3	2.3	2.3	2.4	2.4	2.3
Avg. Stride Length [m]	6.4	7.4	7.2	7.2	7.3	7.4	7.1



- [] Ranking at each section and finish
- .-.- No data available at this section
- NA No data available



Horse/Jockey Name	Arts Object
Final Rank	2
Fastest Section Time (Section)	0:11.30 (400m)
Top Speed [km/h] (Section)	64.5 (400m)
Race State	Finished



Sunshine Coast QLD Professional

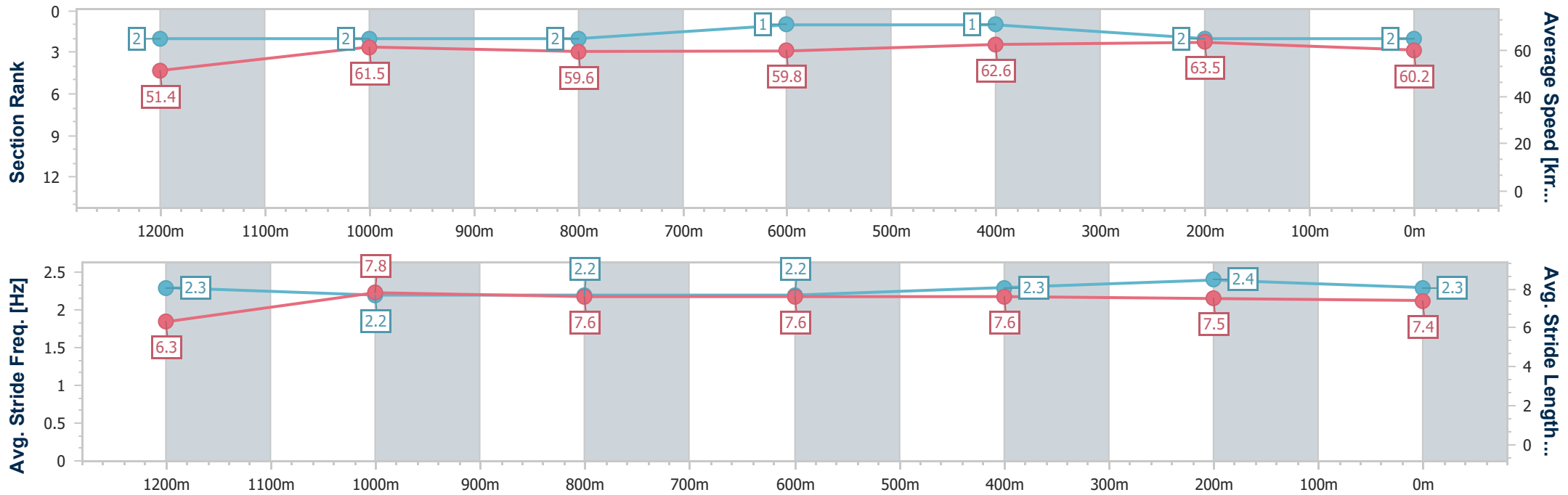
Race 7: MOES MEDIA Class 3 Handicap - 1400m



26 November 2023 - 16:31

Track Rating: Soft 5, Weather: Overcast, Rail Position: +2m Entire

Section	Overall	1200m	1000m	800m	600m	400m	200m
Section Times	1:24.93 [2] (0:14.03)	1:10.90 [2] (0:11.68)	0:59.22 [2] (0:12.18)	0:47.04 [2] (0:12.21)	0:34.83 [1] (0:11.54)	0:23.29 [1] (0:11.30)	0:11.99 [2] (0:11.99)
Average Speed [km/h]	51.4	61.5	59.6	59.8	62.6	63.5	60.2
Top Speed [km/h]	63.8	64.0	60.1	61.3	63.7	64.5	62.6
Avg. Dist. to Rail [m]	10.3	5.4	3.7	2.0	0.4	2.8	4.8
Avg. Stride Freq. [Hz]	2.3	2.2	2.2	2.2	2.3	2.4	2.3
Avg. Stride Length [m]	6.3	7.8	7.6	7.6	7.6	7.5	7.4



- [] Ranking at each section and finish
- .-.- No data available at this section
- NA No data available



Horse/Jockey Name	Ultimate Outcome
Final Rank	3
Fastest Section Time (Section)	0:10.99 (400m)
Top Speed [km/h] (Section)	66.3 (400m)
Race State	Finished



Sunshine Coast QLD Professional

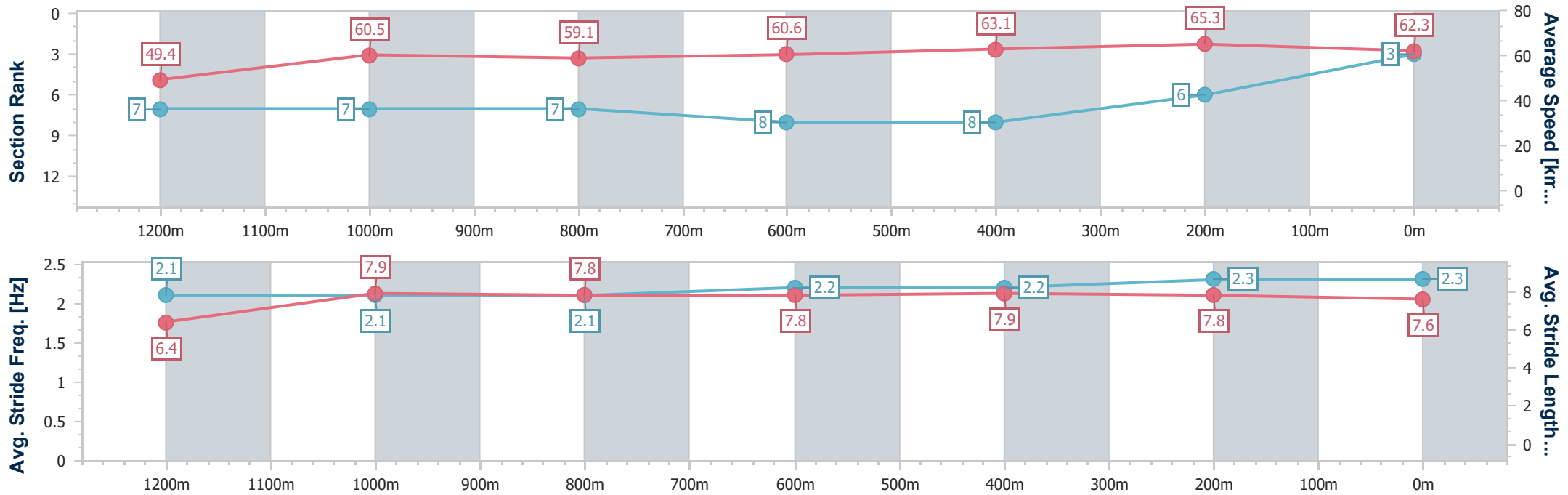
Race 7: MOES MEDIA Class 3 Handicap - 1400m



26 November 2023 - 16:31

Track Rating: Soft 5, Weather: Overcast, Rail Position: +2m Entire

Section	Overall	1200m	1000m	800m	600m	400m	200m
Section Times	1:24.96 [3] (0:14.60)	1:10.36 [7] (0:11.93)	0:58.43 [7] (0:12.30)	0:46.13 [7] (0:12.05)	0:34.08 [8] (0:11.50)	0:22.58 [8] (0:10.99)	0:11.59 [6] (0:11.59)
Average Speed [km/h]	49.4	60.5	59.1	60.6	63.1	65.3	62.3
Top Speed [km/h]	61.5	61.7	61.7	62.1	65.0	66.3	64.8
Avg. Dist. to Rail [m]	8.2	4.8	4.2	2.3	1.2	5.4	8.1
Avg. Stride Freq. [Hz]	2.1	2.1	2.1	2.2	2.2	2.3	2.3
Avg. Stride Length [m]	6.4	7.9	7.8	7.8	7.9	7.8	7.6



- [] Ranking at each section and finish
- .-.- No data available at this section
- NA No data available



Horse/Jockey Name	Redente Choice
Final Rank	4
Fastest Section Time (Section)	0:11.17 (400m)
Top Speed [km/h] (Section)	65.0 (400m)
Race State	Finished



Sunshine Coast QLD Professional

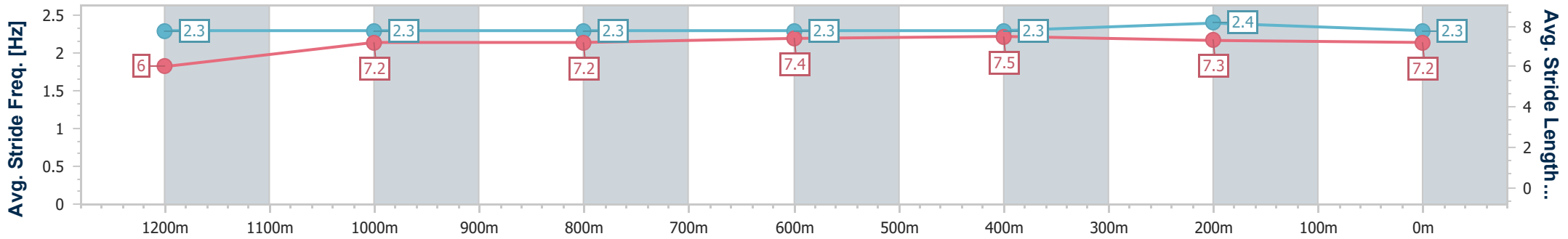
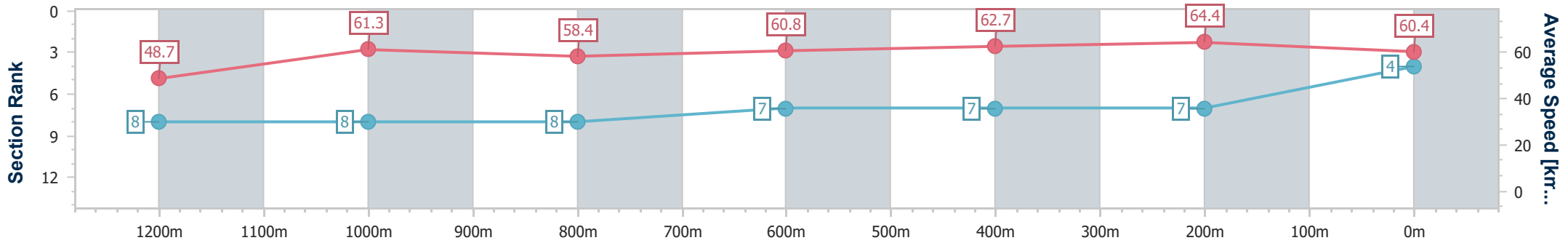
Race 7: MOES MEDIA Class 3 Handicap - 1400m



26 November 2023 - 16:31

Track Rating: Soft 5, Weather: Overcast, Rail Position: +2m Entire

Section	Overall	1200m	1000m	800m	600m	400m	200m
Section Times	1:25.34 [4] (0:14.76)	1:10.58 [8] (0:11.80)	0:58.78 [8] (0:12.38)	0:46.40 [8] (0:11.89)	0:34.51 [7] (0:11.42)	0:23.09 [7] (0:11.17)	0:11.92 [7] (0:11.92)
Average Speed [km/h]	48.7	61.3	58.4	60.8	62.7	64.4	60.4
Top Speed [km/h]	61.4	62.8	59.8	62.0	64.7	65.0	64.0
Avg. Dist. to Rail [m]	9.1	3.9	3.2	0.8	1.3	0.8	1.0
Avg. Stride Freq. [Hz]	2.3	2.3	2.3	2.3	2.3	2.4	2.3
Avg. Stride Length [m]	6.0	7.2	7.2	7.4	7.5	7.3	7.2



- [] Ranking at each section and finish
- .-.- No data available at this section
- NA No data available



Horse/Jockey Name	Hotstep
Final Rank	5
Fastest Section Time (Section)	0:11.24 (400m)
Top Speed [km/h] (Section)	65.2 (400m)
Race State	Finished



Sunshine Coast QLD Professional

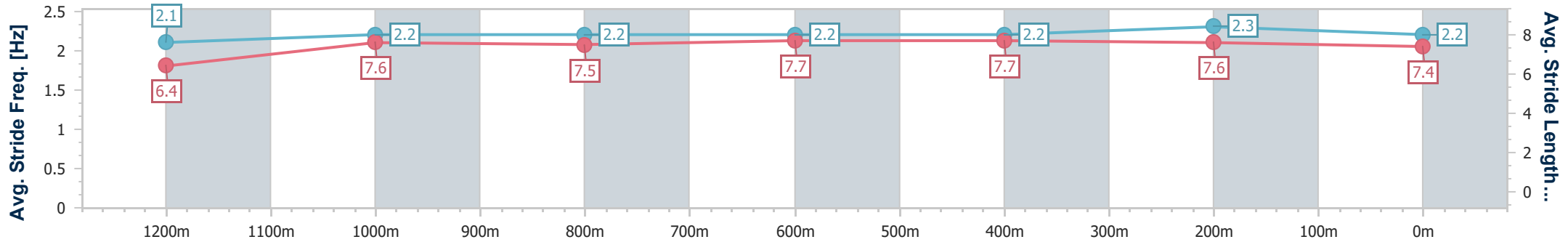
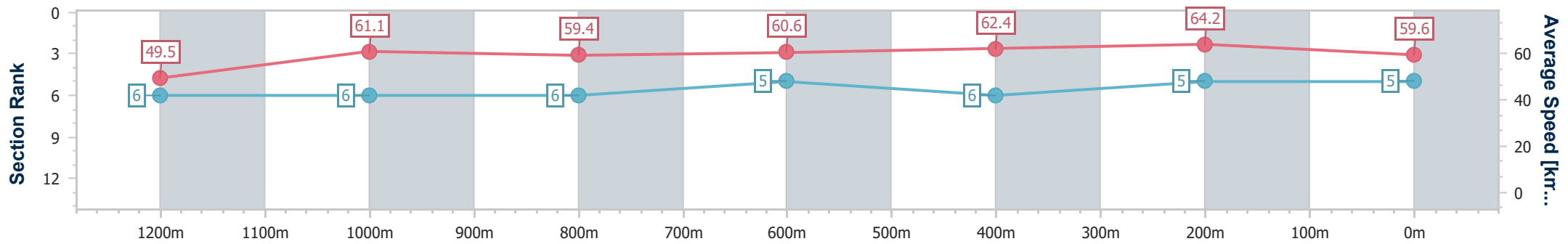
Race 7: MOES MEDIA Class 3 Handicap - 1400m



26 November 2023 - 16:31

Track Rating: Soft 5, Weather: Overcast, Rail Position: +2m Entire

Section	Overall	1200m	1000m	800m	600m	400m	200m
Section Times	1:25.37 [5] (0:14.54)	1:10.83 [6] (0:11.81)	0:59.02 [6] (0:12.22)	0:46.80 [6] (0:11.99)	0:34.81 [5] (0:11.53)	0:23.28 [6] (0:11.24)	0:12.04 [5] (0:12.04)
Average Speed [km/h]	49.5	61.1	59.4	60.6	62.4	64.2	59.6
Top Speed [km/h]	62.7	62.8	60.4	61.3	64.6	65.2	62.7
Avg. Dist. to Rail [m]	7.5	3.2	2.8	1.7	0.4	2.2	2.4
Avg. Stride Freq. [Hz]	2.1	2.2	2.2	2.2	2.2	2.3	2.2
Avg. Stride Length [m]	6.4	7.6	7.5	7.7	7.7	7.6	7.4



- [] Ranking at each section and finish
- .-.- No data available at this section
- NA No data available



Horse/Jockey Name	Hearsay
Final Rank	6
Fastest Section Time (Section)	0:11.31 (400m)
Top Speed [km/h] (Section)	65.1 (400m)
Race State	Finished



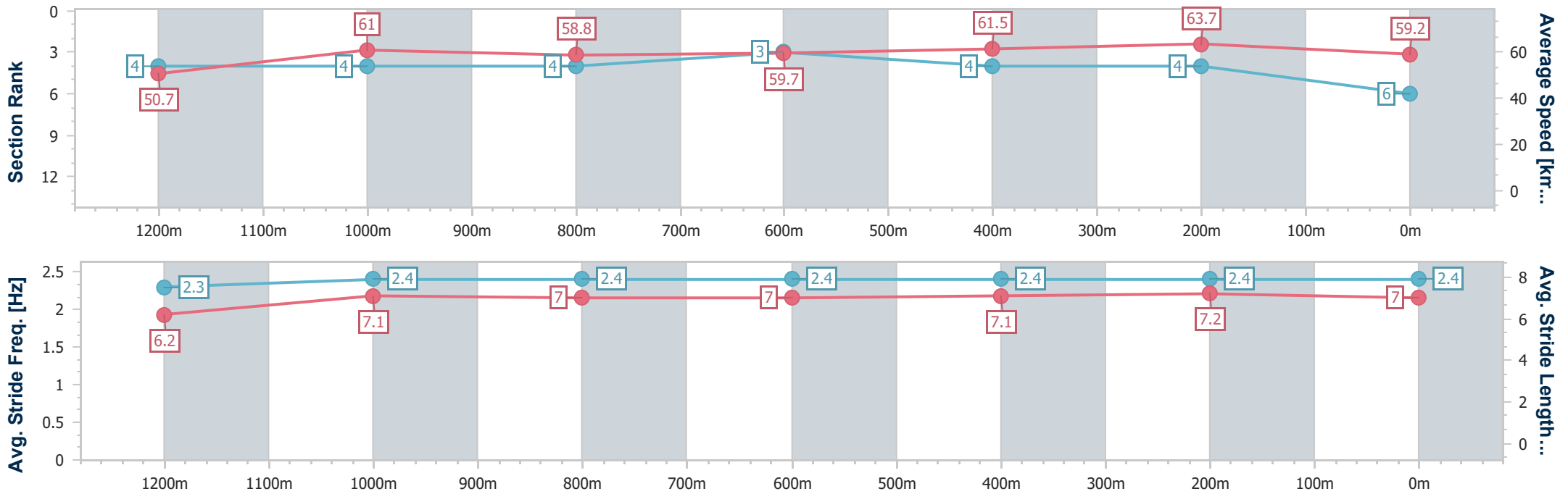
Sunshine Coast QLD Professional
Race 7: MOES MEDIA Class 3 Handicap - 1400m



26 November 2023 - 16:31

Track Rating: Soft 5, Weather: Overcast, Rail Position: +2m Entire

Section	Overall	1200m	1000m	800m	600m	400m	200m
Section Times	1:25.47 [6] (0:14.21)	1:11.26 [4] (0:11.85)	0:59.41 [4] (0:12.26)	0:47.15 [4] (0:12.05)	0:35.10 [3] (0:11.64)	0:23.46 [4] (0:11.31)	0:12.15 [4] (0:12.15)
Average Speed [km/h]	50.7	61.0	58.8	59.7	61.5	63.7	59.2
Top Speed [km/h]	62.9	62.6	59.6	61.6	63.3	65.1	61.9
Avg. Dist. to Rail [m]	4.3	2.2	1.7	0.5	1.0	1.2	2.9
Avg. Stride Freq. [Hz]	2.3	2.4	2.4	2.4	2.4	2.4	2.4
Avg. Stride Length [m]	6.2	7.1	7.0	7.0	7.1	7.2	7.0



- [] Ranking at each section and finish
- .-.- No data available at this section
- NA No data available



Horse/Jockey Name	Sleigh Queen
Final Rank	7
Fastest Section Time (Section)	0:11.31 (400m)
Top Speed [km/h] (Section)	64.9 (400m)
Race State	Finished



Sunshine Coast QLD Professional

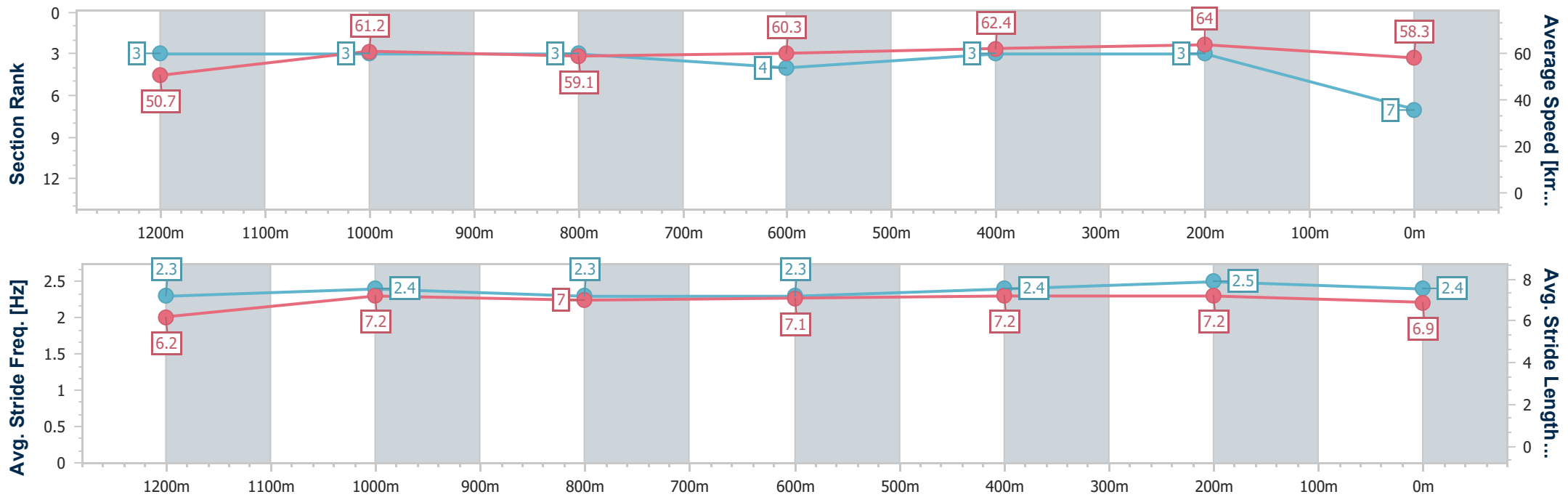
Race 7: MOES MEDIA Class 3 Handicap - 1400m



26 November 2023 - 16:31

Track Rating: Soft 5, Weather: Overcast, Rail Position: +2m Entire

Section	Overall	1200m	1000m	800m	600m	400m	200m
Section Times	1:25.48 [7] (0:14.16)	1:11.32 [3] (0:11.80)	0:59.52 [3] (0:12.30)	0:47.22 [3] (0:12.13)	0:35.09 [4] (0:11.48)	0:23.61 [3] (0:11.31)	0:12.30 [3] (0:12.30)
Average Speed [km/h]	50.7	61.2	59.1	60.3	62.4	64.0	58.3
Top Speed [km/h]	63.5	62.8	59.8	61.5	64.8	64.9	61.8
Avg. Dist. to Rail [m]	6.9	4.7	4.3	2.4	0.8	3.4	5.5
Avg. Stride Freq. [Hz]	2.3	2.4	2.3	2.3	2.4	2.5	2.4
Avg. Stride Length [m]	6.2	7.2	7.0	7.1	7.2	7.2	6.9



- [] Ranking at each section and finish
- .-.- No data available at this section
- NA No data available



Horse/Jockey Name	Picko Rocks
Final Rank	8
Fastest Section Time (Section)	0:11.17 (400m)
Top Speed [km/h] (Section)	65.3 (400m)
Race State	Finished



Sunshine Coast QLD Professional

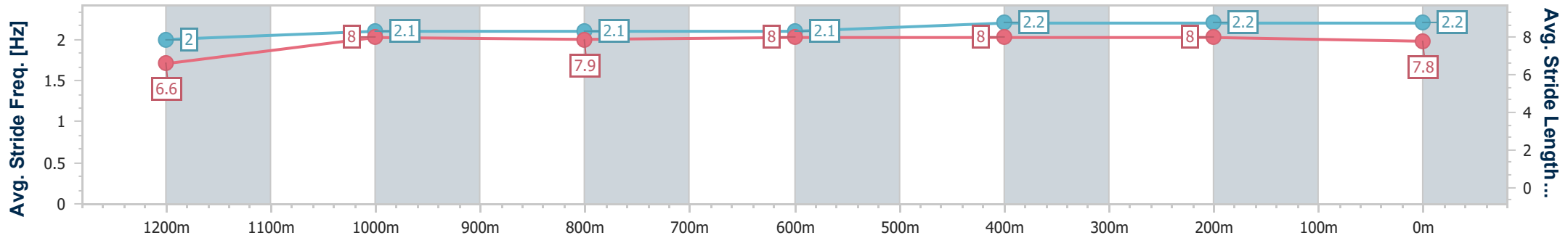
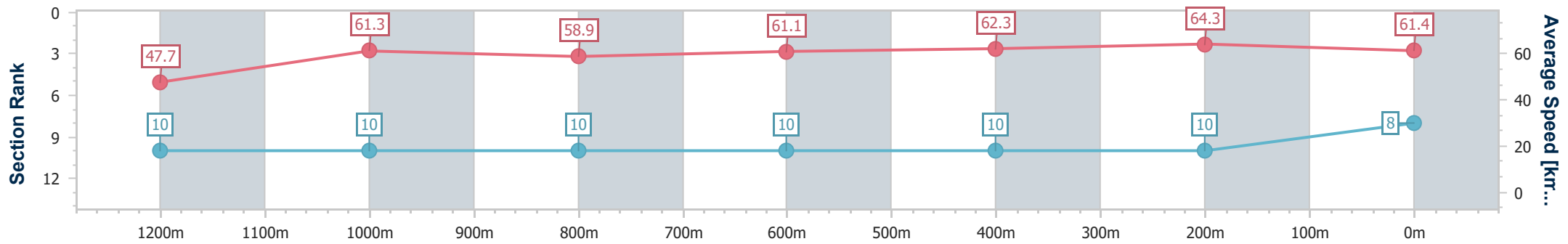
Race 7: MOES MEDIA Class 3 Handicap - 1400m



26 November 2023 - 16:31

Track Rating: Soft 5, Weather: Overcast, Rail Position: +2m Entire

Section	Overall	1200m	1000m	800m	600m	400m	200m
Section Times	1:25.52 [8] (0:15.10)	1:10.42 [10] (0:11.77)	0:58.65 [10] (0:12.36)	0:46.29 [10] (0:11.89)	0:34.40 [10] (0:11.48)	0:22.92 [10] (0:11.17)	0:11.75 [10] (0:11.75)
Average Speed [km/h]	47.7	61.3	58.9	61.1	62.3	64.3	61.4
Top Speed [km/h]	59.5	62.8	61.0	62.0	63.5	65.3	63.9
Avg. Dist. to Rail [m]	12.0	4.4	3.8	1.9	1.4	1.0	0.7
Avg. Stride Freq. [Hz]	2.0	2.1	2.1	2.1	2.2	2.2	2.2
Avg. Stride Length [m]	6.6	8.0	7.9	8.0	8.0	8.0	7.8



- [] Ranking at each section and finish
- .-.- No data available at this section
- NA No data available



Horse/Jockey Name	Harmony Reigns
Final Rank	9
Fastest Section Time (Section)	0:11.09 (400m)
Top Speed [km/h] (Section)	65.9 (400m)
Race State	Finished



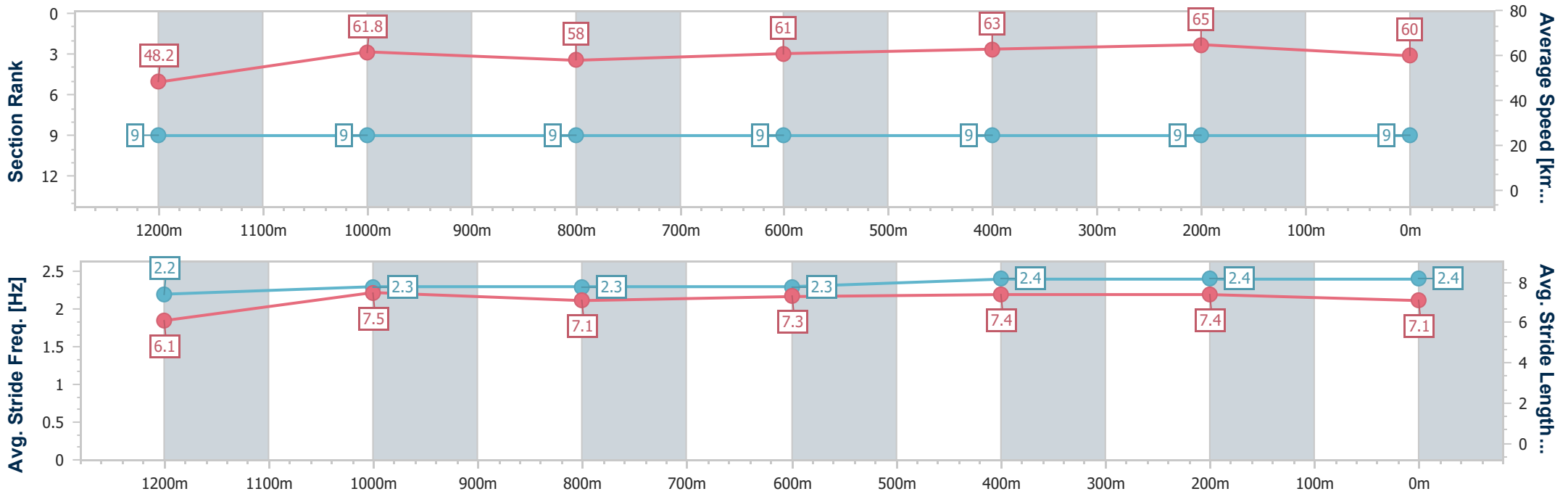
Sunshine Coast QLD Professional
Race 7: MOES MEDIA Class 3 Handicap - 1400m



26 November 2023 - 16:31

Track Rating: Soft 5, Weather: Overcast, Rail Position: +2m Entire

Section	Overall	1200m	1000m	800m	600m	400m	200m
Section Times	1:25.59 [9] (0:14.92)	1:10.67 [9] (0:11.70)	0:58.97 [9] (0:12.52)	0:46.45 [9] (0:11.97)	0:34.48 [9] (0:11.44)	0:23.04 [9] (0:11.09)	0:11.95 [9] (0:11.95)
Average Speed [km/h]	48.2	61.8	58.0	61.0	63.0	65.0	60.0
Top Speed [km/h]	61.8	64.0	60.2	62.0	64.8	65.9	63.8
Avg. Dist. to Rail [m]	10.0	4.6	4.9	2.1	0.5	0.8	0.9
Avg. Stride Freq. [Hz]	2.2	2.3	2.3	2.3	2.4	2.4	2.4
Avg. Stride Length [m]	6.1	7.5	7.1	7.3	7.4	7.4	7.1



- [] Ranking at each section and finish
- .-.- No data available at this section
- NA No data available



Horse/Jockey Name	Alatar
Final Rank	10
Fastest Section Time (Section)	0:11.37 (400m)
Top Speed [km/h] (Section)	64.8 (600m)
Race State	Finished



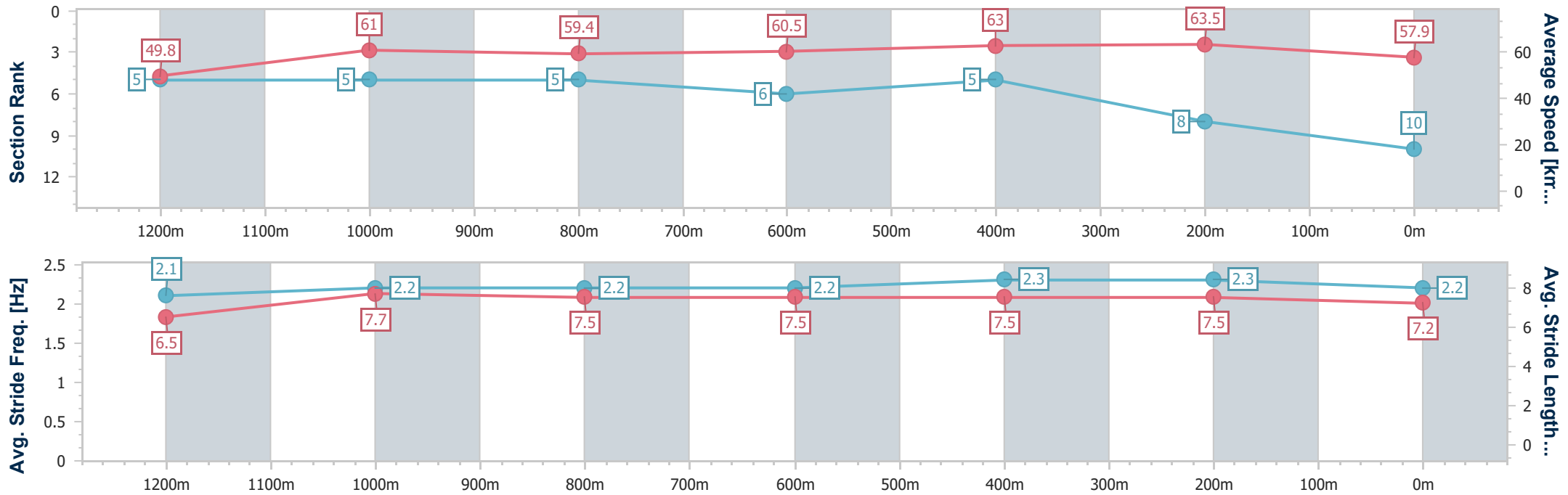
Sunshine Coast QLD Professional
Race 7: MOES MEDIA Class 3 Handicap - 1400m



26 November 2023 - 16:31

Track Rating: Soft 5, Weather: Overcast, Rail Position: +2m Entire

Section	Overall	1200m	1000m	800m	600m	400m	200m
Section Times	1:25.86 [10] (0:14.44)	1:11.42 [5] (0:11.82)	0:59.60 [5] (0:12.24)	0:47.36 [5] (0:12.09)	0:35.27 [6] (0:11.47)	0:23.80 [5] (0:11.37)	0:12.43 [8] (0:12.43)
Average Speed [km/h]	49.8	61.0	59.4	60.5	63.0	63.5	57.9
Top Speed [km/h]	63.0	62.9	59.9	61.7	64.8	64.6	60.6
Avg. Dist. to Rail [m]	6.1	5.0	4.8	2.8	0.4	3.4	5.2
Avg. Stride Freq. [Hz]	2.1	2.2	2.2	2.2	2.3	2.3	2.2
Avg. Stride Length [m]	6.5	7.7	7.5	7.5	7.5	7.5	7.2



- [] Ranking at each section and finish
- .-.- No data available at this section
- NA No data available