



Sunshine Coast QLD Professional

Race 1: LIEBKE BUILDERS QTIS Three-Year-Old Maiden Plate - 1600m

01 December 2023 - 19:02



Track Rating: Soft 5, Weather: Overcast, Rail Position: +5 m Entire

Section		Overall	1400m	1200m	1000m	800m	600m	400m	Last 600m				
Field Times		1:37.70 (0:12.35)	1:25.35 (0:10.89)	1:14.46 (0:11.97)	1:02.49 (0:13.10)	0:49.39 (0:13.33)	0:36.06 (0:12.56)	0:23.50 (0:11.52)	0:36.06				
Rank	TAB Horse/Jockey	Barrier	Top Speed [km/h]	Fastest Section									Distance Travelled [m]
1	3 A CERTAIN MAYBE Robbie Dolan	6	64.7 1400m	0:11.35 400m	1:37.70 [1] (0:12.94)	1:24.76 [6] (0:11.55)	1:13.21 [6] (0:12.19)	1:01.02 [4] (0:12.58)	0:48.44 [4] (0:12.97)	0:35.47 [4] (0:12.30)	0:23.17 [3] (0:11.35)	0:35.47	
2	5 HEROIC SOPHIE Angela Jones	5	66.3 1400m	0:11.38 1400m	1:37.74 [2] (0:12.65)	1:25.09 [3] (0:11.38)	1:13.71 [3] (0:12.31)	1:01.40 [3] (0:12.66)	0:48.74 [3] (0:13.03)	0:35.71 [2] (0:12.30)	0:23.41 [2] (0:11.39)	0:35.71	-3
3	1 DELARENTA James Orman	1	67.3 1400m	0:11.16 400m	1:38.12 [3] (0:12.85)	1:25.27 [4] (0:11.42)	1:13.85 [4] (0:12.45)	1:01.40 [5] (0:12.75)	0:48.65 [6] (0:13.21)	0:35.44 [8] (0:12.41)	0:23.03 [7] (0:11.16)	0:35.44	-7
4	2 PANDA DRUM Jasper Franklin	8	68.6 1400m	0:10.89 1400m	1:38.95 [4] (0:12.35)	1:26.60 [1] (0:10.89)	1:15.71 [1] (0:11.97)	1:03.74 [1] (0:13.10)	0:50.64 [1] (0:13.33)	0:37.31 [1] (0:12.56)	0:24.75 [1] (0:11.91)	0:37.31	-6
5	6 JAM PACKED Anthony Allen	2	65.8 1400m	0:11.50 1400m	1:38.98 [5] (0:12.92)	1:26.06 [5] (0:11.50)	1:14.56 [5] (0:12.36)	1:02.20 [6] (0:12.65)	0:49.55 [5] (0:12.98)	0:36.57 [6] (0:12.50)	0:24.07 [5] (0:11.74)	0:36.57	-3
6	8 THREDBO Emily Lang	7	66.8 1400m	0:11.34 1400m	1:39.50 [6] (0:13.37)	1:26.13 [8] (0:11.34)	1:14.79 [8] (0:12.27)	1:02.52 [7] (0:12.52)	0:50.00 [7] (0:12.85)	0:37.15 [5] (0:12.56)	0:24.59 [6] (0:11.92)	0:37.15	+0
7	4 CHARPAT Samantha Collett	3	68.0 1400m	0:11.32 1400m	1:40.27 [7] (0:12.53)	1:27.74 [2] (0:11.32)	1:16.42 [2] (0:12.31)	1:04.11 [2] (0:12.67)	0:51.44 [2] (0:13.24)	0:38.20 [3] (0:12.63)	0:25.57 [4] (0:12.10)	0:38.20	-2
8	7 ONYABIKE CHARLIE Sean Cormack	4	66.0 1400m	0:11.51 1400m	1:41.22 [8] (0:13.14)	1:28.08 [7] (0:11.51)	1:16.57 [7] (0:12.36)	1:04.21 [8] (0:12.67)	0:51.54 [8] (0:12.88)	0:38.66 [7] (0:12.87)	0:25.79 [8] (0:12.41)	0:38.66	-3

[] Ranking at each section and finish
 -:-:- No data available at this section
 NA No data available

SCN Saddle cloth number
 DNF Did not finish
 DNT Did not track



Sunshine Coast QLD Professional

Race 1: LIEBKE BUILDERS QTIS Three-Year-Old Maiden Plate - 1600m

01 December 2023 - 19:02



Track Rating: Soft 5, Weather: Overcast, Rail Position: +5 m Entire

Section				200m				Last 600m	
Field Times				0:11.98 (0:11.98)				0:36.06	
Rank	TAB	Horse/Jockey	Barrier	Top Speed [km/h]	Fastest Section	Margin			Distance Travelled [m]
1	3	A CERTAIN MAYBE Robbie Dolan	6	64.7 1400m	0:11.35 400m	0:11.82 [2] (0:11.82)	1:37.70		0:35.47
2	5	HEROIC SOPHIE Angela Jones	5	66.3 1400m	0:11.38 1400m	0:12.02 [1] (0:12.02)	0.2L		0:35.71 -3
3	1	DELARENTA James Orman	1	67.3 1400m	0:11.16 400m	0:11.87 [4] (0:11.87)	2.5L		0:35.44 -7
4	2	PANDA DRUM Jasper Franklin	8	68.6 1400m	0:10.89 1400m	0:12.84 [3] (0:12.84)	7.3L		0:37.31 -6
5	6	JAM PACKED Anthony Allen	2	65.8 1400m	0:11.50 1400m	0:12.33 [5] (0:12.33)	7.5L		0:36.57 -3
6	8	THREDBO Emily Lang	7	66.8 1400m	0:11.34 1400m	0:12.67 [7] (0:12.67)	10.5L		0:37.15 +0
7	4	CHARPAT Samantha Collett	3	68.0 1400m	0:11.32 1400m	0:13.47 [6] (0:13.47)	15L		0:38.20 -2
8	7	ONYABIKE CHARLIE Sean Cormack	4	66.0 1400m	0:11.51 1400m	0:13.38 [8] (0:13.38)	20.5L		0:38.66 -3

[] Ranking at each section and finish
 -:-:- No data available at this section
 NA No data available

SCN Saddle cloth number
 DNF Did not finish
 DNT Did not track



Horse/Jockey Name	A Certain Maybe
Final Rank	1
Fastest Section Time (Section)	0:11.35 (400m)
Top Speed [km/h] (Section)	64.7 (1400m)
Race State	Finished



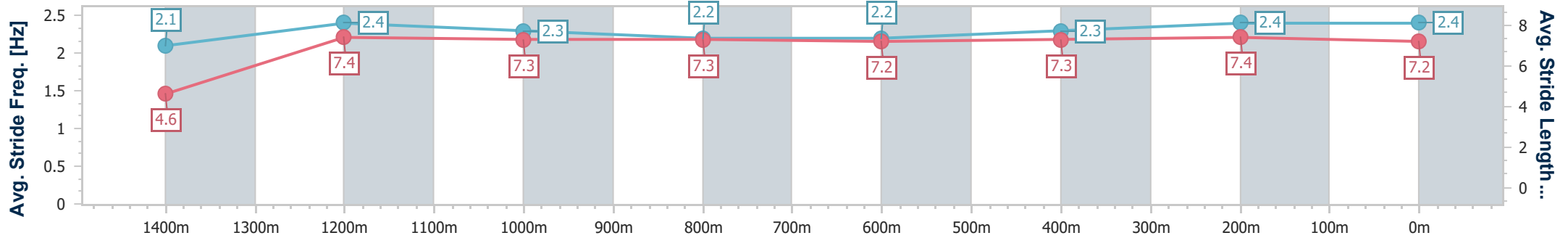
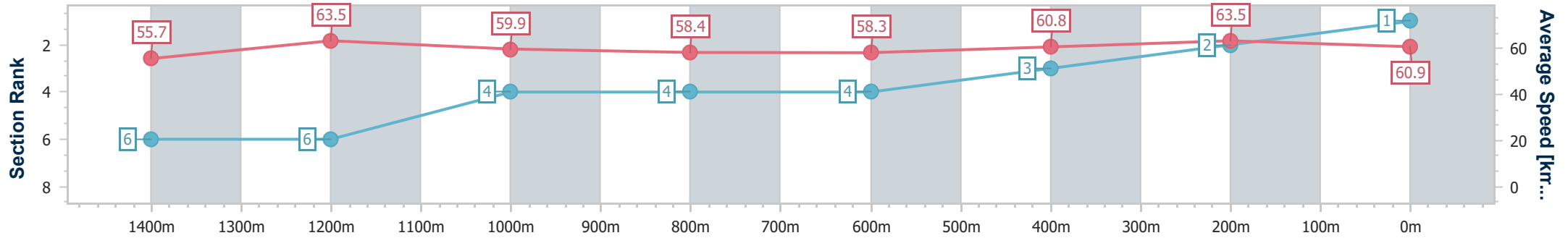
Sunshine Coast QLD Professional
Race 1: LIEBKE BUILDERS QTIS Three-Year-Old Maiden Plate - 1600m



01 December 2023 - 19:02

Track Rating: Soft 5, Weather: Overcast, Rail Position: +5 m Entire

Section	Overall	1400m	1200m	1000m	800m	600m	400m	200m
Section Times	1:37.70 [1] (0:12.94)	1:24.76 [6] (0:11.55)	1:13.21 [6] (0:12.19)	1:01.02 [4] (0:12.58)	0:48.44 [4] (0:12.97)	0:35.47 [4] (0:12.30)	0:23.17 [3] (0:11.35)	0:11.82 [2] (0:11.82)
Average Speed [km/h]	55.7	63.5	59.9	58.4	58.3	60.8	63.5	60.9
Top Speed [km/h]	63.9	64.7	62.6	59.1	59.3	62.8	64.3	63.2
Avg. Dist. to Rail [m]	11.9	9.3	9.5	9.4	8.0	6.5	6.8	7.2
Avg. Stride Freq. [Hz]	2.1	2.4	2.3	2.2	2.2	2.3	2.4	2.4
Avg. Stride Length [m]	4.6	7.4	7.3	7.3	7.2	7.3	7.4	7.2



- [] Ranking at each section and finish
- .-.- No data available at this section
- NA No data available



Horse/Jockey Name	Heroic Sophie
Final Rank	2
Fastest Section Time (Section)	0:11.38 (1400m)
Top Speed [km/h] (Section)	66.3 (1400m)
Race State	Finished



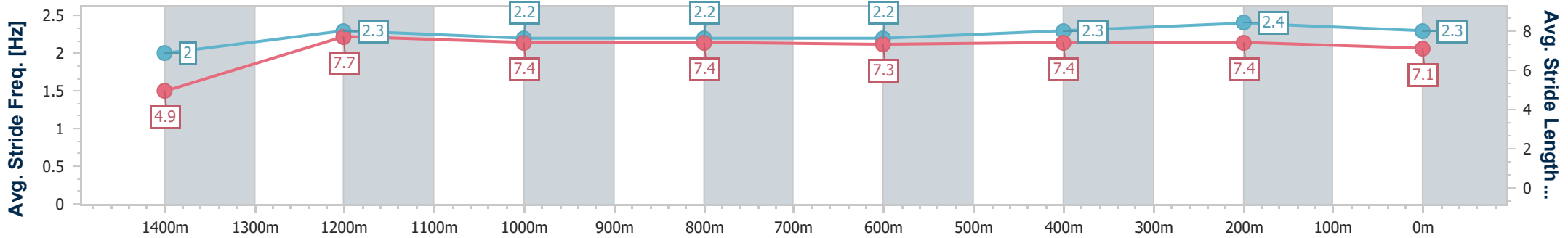
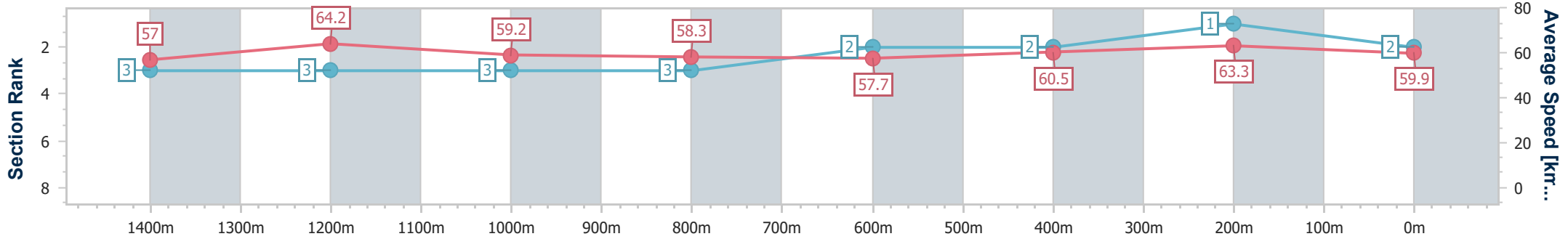
Sunshine Coast QLD Professional
Race 1: LIEBKE BUILDERS QTIS Three-Year-Old Maiden Plate - 1600m



01 December 2023 - 19:02

Track Rating: Soft 5, Weather: Overcast, Rail Position: +5 m Entire

Section	Overall	1400m	1200m	1000m	800m	600m	400m	200m
Section Times	1:37.74 [2] (0:12.65)	1:25.09 [3] (0:11.38)	1:13.71 [3] (0:12.31)	1:01.40 [3] (0:12.66)	0:48.74 [3] (0:13.03)	0:35.71 [2] (0:12.30)	0:23.41 [2] (0:11.39)	0:12.02 [1] (0:12.02)
Average Speed [km/h]	57.0	64.2	59.2	58.3	57.7	60.5	63.3	59.9
Top Speed [km/h]	65.6	66.3	61.8	58.8	58.7	63.4	64.7	61.3
Avg. Dist. to Rail [m]	10.7	8.4	9.0	8.9	7.8	5.6	5.7	5.3
Avg. Stride Freq. [Hz]	2.0	2.3	2.2	2.2	2.2	2.3	2.4	2.3
Avg. Stride Length [m]	4.9	7.7	7.4	7.4	7.3	7.4	7.4	7.1



- [] Ranking at each section and finish
- .-.- No data available at this section
- NA No data available



Horse/Jockey Name	Delarenta
Final Rank	3
Fastest Section Time (Section)	0:11.16 (400m)
Top Speed [km/h] (Section)	67.3 (1400m)
Race State	Finished



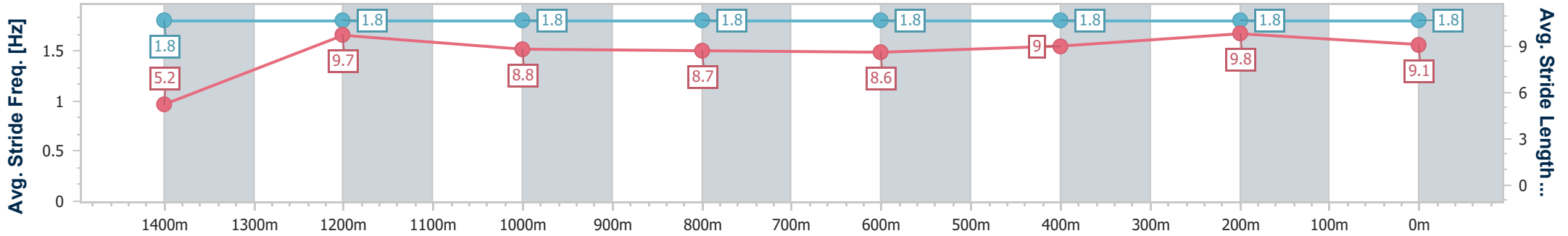
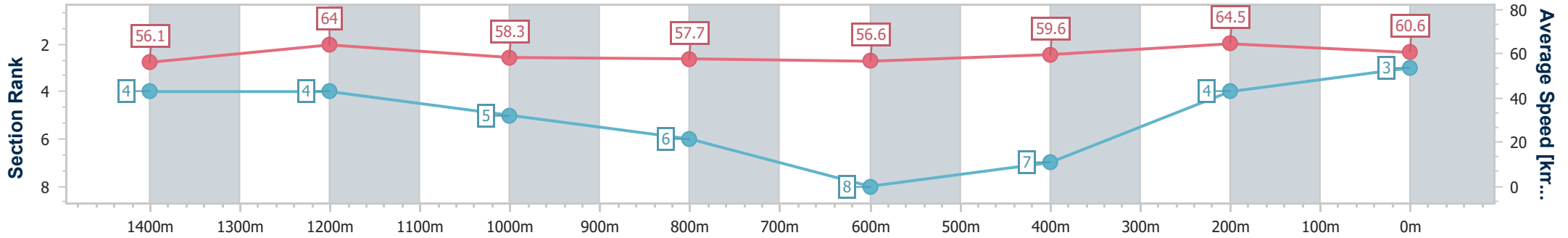
Sunshine Coast QLD Professional
Race 1: LIEBKE BUILDERS QTIS Three-Year-Old Maiden Plate - 1600m



01 December 2023 - 19:02

Track Rating: Soft 5, Weather: Overcast, Rail Position: +5 m Entire

Section	Overall	1400m	1200m	1000m	800m	600m	400m	200m
Section Times	1:38.12 [3] (0:12.85)	1:25.27 [4] (0:11.42)	1:13.85 [4] (0:12.45)	1:01.40 [5] (0:12.75)	0:48.65 [6] (0:13.21)	0:35.44 [8] (0:12.41)	0:23.03 [7] (0:11.16)	0:11.87 [4] (0:11.87)
Average Speed [km/h]	56.1	64.0	58.3	57.7	56.6	59.6	64.5	60.6
Top Speed [km/h]	67.2	67.3	60.0	58.7	57.6	64.1	66.6	65.6
Avg. Dist. to Rail [m]	6.8	6.5	7.6	8.0	6.8	4.2	6.3	8.3
Avg. Stride Freq. [Hz]	1.8	1.8	1.8	1.8	1.8	1.8	1.8	1.8
Avg. Stride Length [m]	5.2	9.7	8.8	8.7	8.6	9.0	9.8	9.1



- [] Ranking at each section and finish
- .-.- No data available at this section
- NA No data available



Horse/Jockey Name	Panda Drum
Final Rank	4
Fastest Section Time (Section)	0:10.89 (1400m)
Top Speed [km/h] (Section)	68.6 (1400m)
Race State	Finished



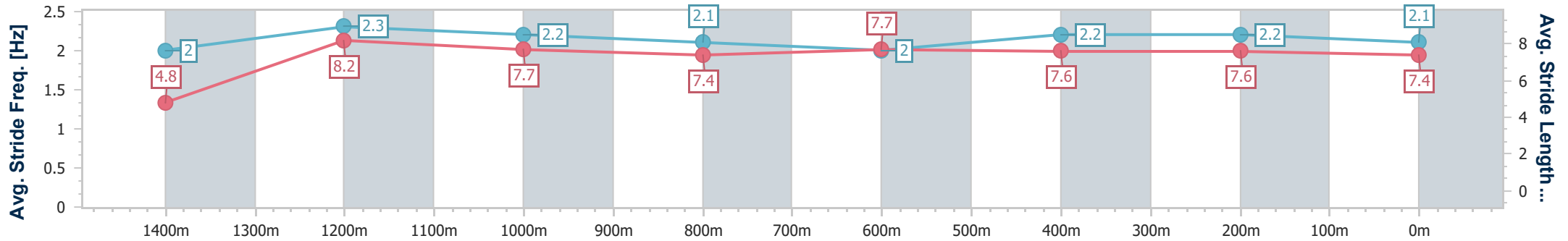
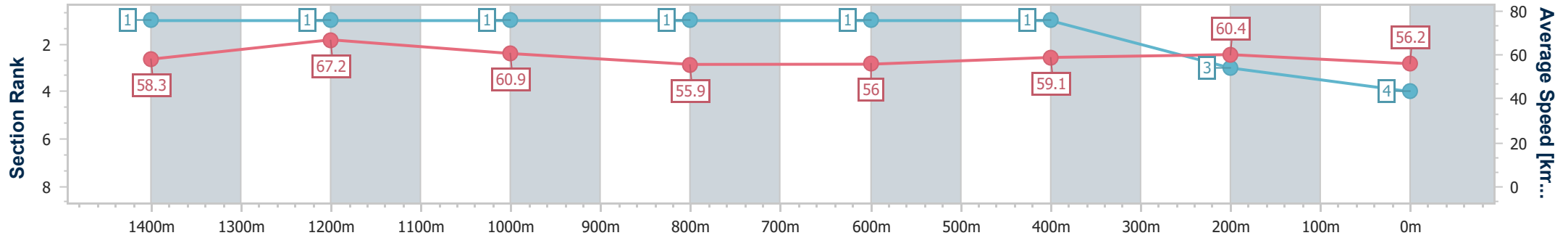
Sunshine Coast QLD Professional
Race 1: LIEBKE BUILDERS QTIS Three-Year-Old Maiden Plate - 1600m



01 December 2023 - 19:02

Track Rating: Soft 5, Weather: Overcast, Rail Position: +5 m Entire

Section	Overall	1400m	1200m	1000m	800m	600m	400m	200m
Section Times	1:38.95 [4] (0:12.35)	1:26.60 [1] (0:10.89)	1:15.71 [1] (0:11.97)	1:03.74 [1] (0:13.10)	0:50.64 [1] (0:13.33)	0:37.31 [1] (0:12.56)	0:24.75 [1] (0:11.91)	0:12.84 [3] (0:12.84)
Average Speed [km/h]	58.3	67.2	60.9	55.9	56.0	59.1	60.4	56.2
Top Speed [km/h]	68.1	68.6	64.2	57.6	57.5	60.8	61.9	59.0
Avg. Dist. to Rail [m]	13.9	8.6	7.4	7.3	6.3	5.0	5.0	6.2
Avg. Stride Freq. [Hz]	2.0	2.3	2.2	2.1	2.0	2.2	2.2	2.1
Avg. Stride Length [m]	4.8	8.2	7.7	7.4	7.7	7.6	7.6	7.4



- [] Ranking at each section and finish
- .-.- No data available at this section
- NA No data available



Horse/Jockey Name	Jam Packed
Final Rank	5
Fastest Section Time (Section)	0:11.50 (1400m)
Top Speed [km/h] (Section)	65.8 (1400m)
Race State	Finished



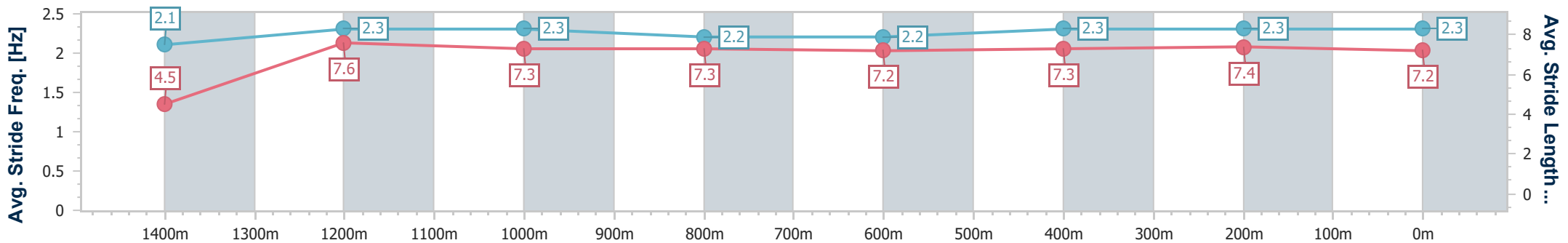
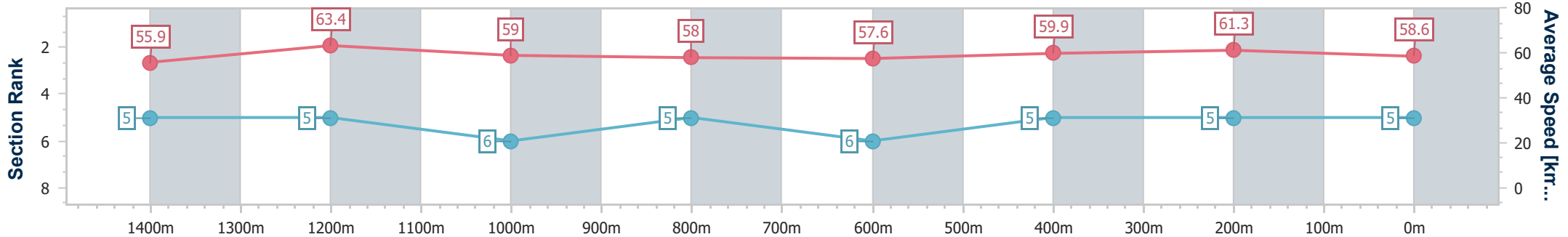
Sunshine Coast QLD Professional
Race 1: LIEBKE BUILDERS QTIS Three-Year-Old Maiden Plate - 1600m



01 December 2023 - 19:02

Track Rating: Soft 5, Weather: Overcast, Rail Position: +5 m Entire

Section	Overall	1400m	1200m	1000m	800m	600m	400m	200m
Section Times	1:38.98 [5] (0:12.92)	1:26.06 [5] (0:11.50)	1:14.56 [5] (0:12.36)	1:02.20 [6] (0:12.65)	0:49.55 [5] (0:12.98)	0:36.57 [6] (0:12.50)	0:24.07 [5] (0:11.74)	0:12.33 [5] (0:12.33)
Average Speed [km/h]	55.9	63.4	59.0	58.0	57.6	59.9	61.3	58.6
Top Speed [km/h]	64.7	65.8	60.7	58.6	59.8	61.4	62.0	60.3
Avg. Dist. to Rail [m]	8.2	7.9	7.7	7.9	6.9	6.6	8.7	9.6
Avg. Stride Freq. [Hz]	2.1	2.3	2.3	2.2	2.2	2.3	2.3	2.3
Avg. Stride Length [m]	4.5	7.6	7.3	7.3	7.2	7.3	7.4	7.2



- [] Ranking at each section and finish
- .-.- No data available at this section
- NA No data available



Horse/Jockey Name	Thredbo
Final Rank	6
Fastest Section Time (Section)	0:11.34 (1400m)
Top Speed [km/h] (Section)	66.8 (1400m)
Race State	Finished



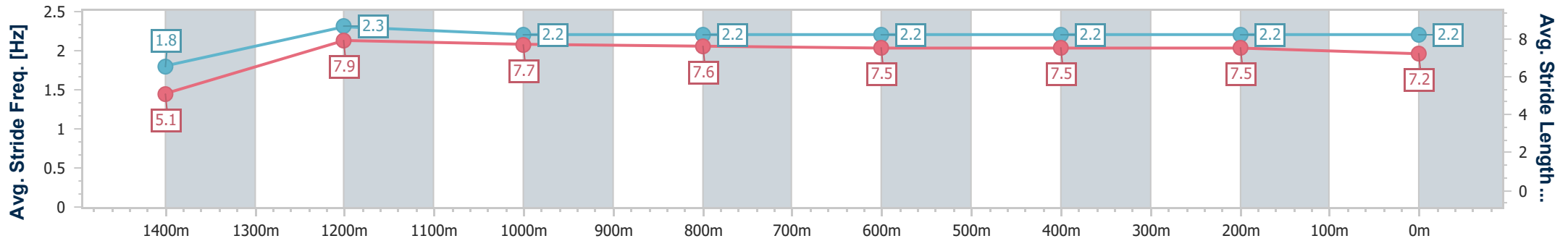
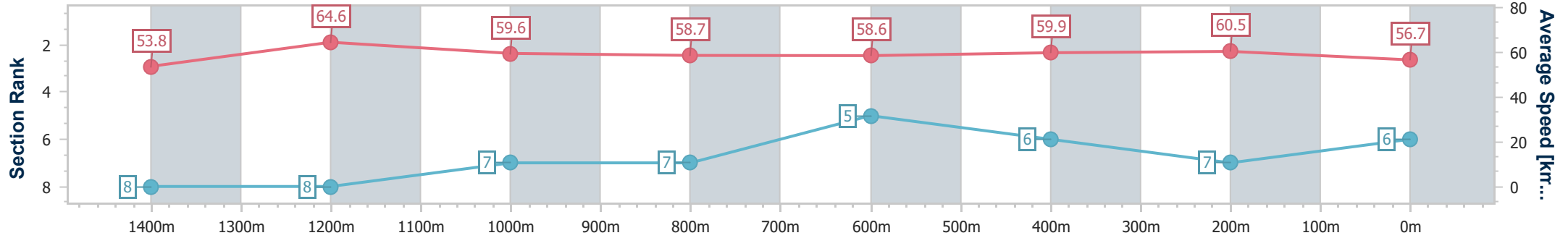
Sunshine Coast QLD Professional
Race 1: LIEBKE BUILDERS QTIS Three-Year-Old Maiden Plate - 1600m



01 December 2023 - 19:02

Track Rating: Soft 5, Weather: Overcast, Rail Position: +5 m Entire

Section	Overall	1400m	1200m	1000m	800m	600m	400m	200m
Section Times	1:39.50 [6] (0:13.37)	1:26.13 [8] (0:11.34)	1:14.79 [8] (0:12.27)	1:02.52 [7] (0:12.52)	0:50.00 [7] (0:12.85)	0:37.15 [5] (0:12.56)	0:24.59 [6] (0:11.92)	0:12.67 [7] (0:12.67)
Average Speed [km/h]	53.8	64.6	59.6	58.7	58.6	59.9	60.5	56.7
Top Speed [km/h]	65.4	66.8	61.1	59.9	60.1	61.2	61.4	59.6
Avg. Dist. to Rail [m]	10.5	8.1	9.0	9.1	8.0	7.3	9.5	9.8
Avg. Stride Freq. [Hz]	1.8	2.3	2.2	2.2	2.2	2.2	2.2	2.2
Avg. Stride Length [m]	5.1	7.9	7.7	7.6	7.5	7.5	7.5	7.2



- [] Ranking at each section and finish
- .-.- No data available at this section
- NA No data available



Horse/Jockey Name	Charpat
Final Rank	7
Fastest Section Time (Section)	0:11.32 (1400m)
Top Speed [km/h] (Section)	68.0 (1400m)
Race State	Finished



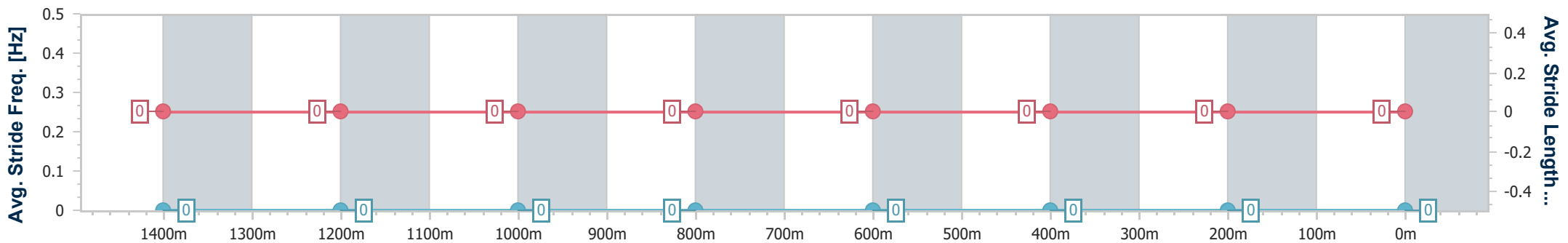
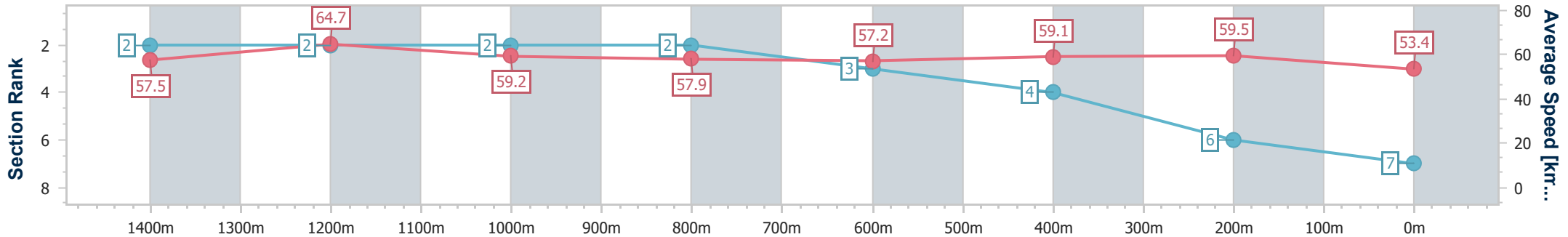
Sunshine Coast QLD Professional
Race 1: LIEBKE BUILDERS QTIS Three-Year-Old Maiden Plate - 1600m



01 December 2023 - 19:02

Track Rating: Soft 5, Weather: Overcast, Rail Position: +5 m Entire

Section	Overall	1400m	1200m	1000m	800m	600m	400m	200m
Section Times	1:40.27 [7] (0:12.53)	1:27.74 [2] (0:11.32)	1:16.42 [2] (0:12.31)	1:04.11 [2] (0:12.67)	0:51.44 [2] (0:13.24)	0:38.20 [3] (0:12.63)	0:25.57 [4] (0:12.10)	0:13.47 [6] (0:13.47)
Average Speed [km/h]	57.5	64.7	59.2	57.9	57.2	59.1	59.5	53.4
Top Speed [km/h]	67.8	68.0	61.9	58.6	58.4	60.3	61.1	57.2
Avg. Dist. to Rail [m]	9.0	7.9	8.9	8.4	8.7	5.9	5.5	6.1
Avg. Stride Freq. [Hz]	---	---	---	---	---	---	---	---
Avg. Stride Length [m]	---	---	---	---	---	---	---	---



- [] Ranking at each section and finish
- No data available at this section
- NA No data available



Horse/Jockey Name	Onyabike Charlie
Final Rank	8
Fastest Section Time (Section)	0:11.51 (1400m)
Top Speed [km/h] (Section)	66.0 (1400m)
Race State	Finished



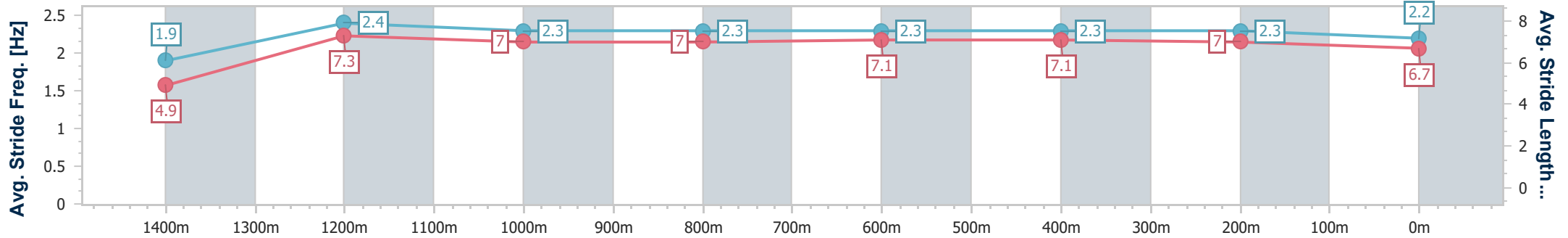
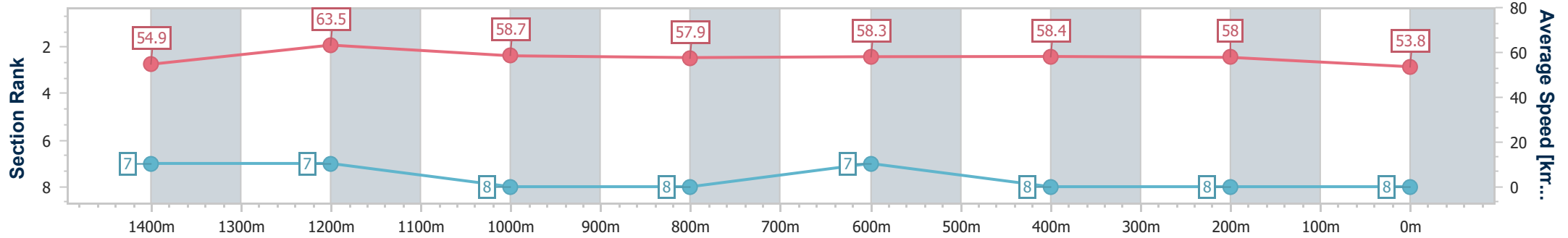
Sunshine Coast QLD Professional
Race 1: LIEBKE BUILDERS QTIS Three-Year-Old Maiden Plate - 1600m



01 December 2023 - 19:02

Track Rating: Soft 5, Weather: Overcast, Rail Position: +5 m Entire

Section	Overall	1400m	1200m	1000m	800m	600m	400m	200m
Section Times	1:41.22 [8] (0:13.14)	1:28.08 [7] (0:11.51)	1:16.57 [7] (0:12.36)	1:04.21 [8] (0:12.67)	0:51.54 [8] (0:12.88)	0:38.66 [7] (0:12.87)	0:25.79 [8] (0:12.41)	0:13.38 [8] (0:13.38)
Average Speed [km/h]	54.9	63.5	58.7	57.9	58.3	58.4	58.0	53.8
Top Speed [km/h]	65.4	66.0	61.9	59.3	60.2	59.4	60.2	56.9
Avg. Dist. to Rail [m]	9.5	7.4	7.1	7.2	7.4	6.9	8.5	7.3
Avg. Stride Freq. [Hz]	1.9	2.4	2.3	2.3	2.3	2.3	2.3	2.2
Avg. Stride Length [m]	4.9	7.3	7.0	7.0	7.1	7.1	7.0	6.7



- [] Ranking at each section and finish
- .-.- No data available at this section
- NA No data available