



# Sunshine Coast QLD Professional

## Race 6: LSE CONSTRUCTIONS BENCHMARK 65 Handicap - 1400m

01 December 2023 - 21:31



Track Rating: Soft 5, Weather: Overcast, Rail Position: +5 m Entire

Section		Field Times											
Overall	1200m	1000m	800m	600m	400m	Last 600m							
1:24.98 (0:13.66)	1:11.32 (0:11.58)	0:59.74 (0:11.91)	0:47.83 (0:12.27)	0:35.56 (0:11.87)	0:23.69 (0:11.55)	0:35.56							
Rank	TAB	Horse/Jockey	Barrier	Top Speed [km/h]	Fastest Section	Overall	1200m	1000m	800m	600m	400m	Last 600m	Distance Travelled [m]
1	8	JUBAI PRIDE Paul Hammersley	3	65.8 400m	0:11.10 400m	1:24.98 [1] (0:14.29)	1:10.69 [8] (0:11.55)	0:59.14 [7] (0:11.94)	0:47.20 [6] (0:12.26)	0:34.94 [8] (0:11.85)	0:23.09 [9] (0:11.10)	0:34.94	
2	7	CHIEF ARTIE Jake Bayliss	6	64.4 1200m	0:11.55 400m	1:25.19 [2] (0:13.66)	1:11.53 [1] (0:11.58)	0:59.95 [1] (0:11.91)	0:48.04 [1] (0:12.27)	0:35.77 [1] (0:11.87)	0:23.90 [1] (0:11.55)	0:35.77	+0
3	13	PRETTY LITTLE LASS Blake Spriggs	8	65.7 400m	0:11.14 400m	1:25.21 [3] (0:14.77)	1:10.44 [12] (0:11.82)	0:58.62 [12] (0:12.01)	0:46.61 [12] (0:11.67)	0:34.94 [12] (0:11.76)	0:23.18 [11] (0:11.14)	0:34.94	+0
4	12	SATASHI Damien Thornton	9	64.8 400m	0:11.29 400m	1:25.25 [4] (0:14.21)	1:11.04 [7] (0:11.68)	0:59.36 [8] (0:11.94)	0:47.42 [7] (0:12.03)	0:35.39 [6] (0:11.82)	0:23.57 [6] (0:11.29)	0:35.39	+5
5	3	MONEY MAN Jasper Franklin	11	64.6 1200m	0:11.41 1200m	1:25.27 [5] (0:13.96)	1:11.31 [4] (0:11.41)	0:59.90 [3] (0:11.95)	0:47.95 [3] (0:12.33)	0:35.62 [3] (0:11.79)	0:23.83 [3] (0:11.54)	0:35.62	+5
6	1	GENERAL DUBAI James Orman	1	65.2 400m	0:11.35 400m	1:25.29 [6] (0:13.99)	1:11.30 [5] (0:11.65)	0:59.65 [5] (0:11.96)	0:47.69 [5] (0:12.22)	0:35.47 [5] (0:11.85)	0:23.62 [5] (0:11.35)	0:35.47	-7
7	2	THUNDER MANIA Jaden Lloyd	4	64.0 400m	0:11.40 400m	1:25.29 [7] (0:13.88)	1:11.41 [3] (0:11.67)	0:59.74 [4] (0:11.99)	0:47.75 [4] (0:12.22)	0:35.53 [4] (0:11.85)	0:23.68 [4] (0:11.40)	0:35.53	+1
8	14	NOBLE STYLE Sean Cormack	10	64.8 Overall	0:11.53 400m	1:25.30 [8] (0:13.70)	1:11.60 [2] (0:11.60)	1:00.00 [2] (0:11.90)	0:48.10 [2] (0:12.28)	0:35.82 [2] (0:11.92)	0:23.90 [2] (0:11.53)	0:35.82	+6
9	11	DEEP CLEAN Emily Lang	12	64.7 400m	0:11.37 400m	1:25.32 [9] (0:14.69)	1:10.63 [11] (0:11.71)	0:58.92 [11] (0:11.93)	0:46.99 [11] (0:11.81)	0:35.18 [10] (0:11.59)	0:23.59 [8] (0:11.37)	0:35.18	+6
10	10	GOLLY HUTT Trudy Thornton	7	63.9 400m	0:11.39 400m	1:25.50 [10] (0:14.37)	1:11.13 [9] (0:11.57)	0:59.56 [9] (0:12.10)	0:47.46 [9] (0:12.05)	0:35.41 [9] (0:11.85)	0:23.56 [10] (0:11.39)	0:35.41	+6

Scratched: Demon Darb (#6), Ready Azz Eva (#9)

[ ] Ranking at each section and finish  
 -:-:- No data available at this section  
 NA No data available

SCN Saddle cloth number  
 DNF Did not finish  
 DNT Did not track



# Sunshine Coast QLD Professional

## Race 6: LSE CONSTRUCTIONS BENCHMARK 65 Handicap - 1400m

01 December 2023 - 21:31



Track Rating: Soft 5, Weather: Overcast, Rail Position: +5 m Entire

Section	Overall	1200m	1000m	800m	600m	400m	Last 600m
Field Times	1:24.98 (0:13.66)	1:11.32 (0:11.58)	0:59.74 (0:11.91)	0:47.83 (0:12.27)	0:35.56 (0:11.87)	0:23.69 (0:11.55)	0:35.56

Rank	TAB	Horse/Jockey	Barrier	Top Speed [km/h]	Fastest Section	Overall	1200m	1000m	800m	600m	400m	Last 600m	Distance Travelled [m]
11	4	KUBWA	2	63.9	0:11.39	1:25.52 [11]	1:11.46 [6]	0:59.70 [6]	0:47.68 [8]	0:35.53 [7]	0:23.82 [7]	0:35.53	+0
		Brodie Loy		400m	400m	(0:14.06)	(0:11.76)	(0:12.02)	(0:12.15)	(0:11.71)	(0:11.39)		
12	5	CYGNET RIVER	5	64.0	0:11.44	1:25.81 [12]	1:11.27 [10]	0:59.63 [10]	0:47.69 [10]	0:35.60 [11]	0:23.77 [12]	0:35.60	-1
		Robbie Dolan		400m	400m	(0:14.54)	(0:11.64)	(0:11.94)	(0:12.09)	(0:11.83)	(0:11.44)		

Scratched: Demon Darb (#6), Ready Azz Eva (#9)

[ ] Ranking at each section and finish  
 -:-:-:- No data available at this section  
 NA No data available

SCN Saddle cloth number  
 DNF Did not finish  
 DNT Did not track



**Sunshine Coast QLD Professional**  
**Race 6: LSE CONSTRUCTIONS BENCHMARK 65 Handicap - 1400m**  
**01 December 2023 - 21:31**



Track Rating: Soft 5, Weather: Overcast, Rail Position: +5 m Entire

Section							200m			Last 600m
Field Times							0:12.14			0:35.56
							(0:12.14)			
Rank	TAB	Horse/Jockey	Barrier	Top Speed [km/h]	Fastest Section	Margin			Distance Travelled [m]	
1	8	<b>JUBAI PRIDE</b>	3	65.8	0:11.10	0:11.99 [5]	1:24.98		0:34.94	
		Paul Hammersley		400m	400m	(0:11.99)				
2	7	<b>CHIEF ARTIE</b>	6	64.4	0:11.55	0:12.35 [1]	1L		0:35.77 +0	
		Jake Bayliss		1200m	400m	(0:12.35)				
3	13	<b>PRETTY LITTLE LASS</b>	8	65.7	0:11.14	0:12.04 [10]	1.1L		0:34.94 +0	
		Blake Spriggs		400m	400m	(0:12.04)				
4	12	<b>SATASHI</b>	9	64.8	0:11.29	0:12.28 [3]	1.3L		0:35.39 +5	
		Damien Thornton		400m	400m	(0:12.28)				
5	3	<b>MONEY MAN</b>	11	64.6	0:11.41	0:12.29 [4]	1.4L		0:35.62 +5	
		Jasper Franklin		1200m	1200m	(0:12.29)				
6	1	<b>GENERAL DUBAI</b>	1	65.2	0:11.35	0:12.27 [7]	1.5L		0:35.47 -7	
		James Orman		400m	400m	(0:12.27)				
7	2	<b>THUNDER MANIA</b>	4	64.0	0:11.40	0:12.28 [6]	1.6L		0:35.53 +1	
		Jaden Lloyd		400m	400m	(0:12.28)				
8	14	<b>NOBLE STYLE</b>	10	64.8	0:11.53	0:12.37 [2]	1.7L		0:35.82 +6	
		Sean Cormack		Overall	400m	(0:12.37)				
9	11	<b>DEEP CLEAN</b>	12	64.7	0:11.37	0:12.22 [9]	1.8L		0:35.18 +6	
		Emily Lang		400m	400m	(0:12.22)				
10	10	<b>GOLLY HUTT</b>	7	63.9	0:11.39	0:12.17 [11]	2.8L		0:35.41 +6	
		Trudy Thornton		400m	400m	(0:12.17)				

Scratched: Demon Darb (#6), Ready Azz Eva (#9)

[ ] Ranking at each section and finish  
 -:-:- No data available at this section  
 NA No data available

SCN Saddle cloth number  
 DNF Did not finish  
 DNT Did not track



**Sunshine Coast QLD Professional**  
**Race 6: LSE CONSTRUCTIONS BENCHMARK 65 Handicap - 1400m**  
**01 December 2023 - 21:31**



Track Rating: Soft 5, Weather: Overcast, Rail Position: +5 m Entire

Section				200m				Last 600m		
Field Times				0:12.14 (0:12.14)				0:35.56		
Rank	TAB	Horse/Jockey	Barrier	Top Speed [km/h]	Fastest Section	Margin			Distance Travelled [m]	
11	4	<b>KUBWA</b>	2	63.9	0:11.39	0:12.43 [8]	2.9L		0:35.53	+0
		Brodie Loy		400m	400m	(0:12.43)				
12	5	<b>CYGNET RIVER</b>	5	64.0	0:11.44	0:12.33 [12]	4.7L		0:35.60	-1
		Robbie Dolan		400m	400m	(0:12.33)				

Scratched: Demon Darb (#6), Ready Azz Eva (#9)

[ ] Ranking at each section and finish  
 -:-:-:- No data available at this section  
 NA No data available

SCN Saddle cloth number  
 DNF Did not finish  
 DNT Did not track



Horse/Jockey Name	Jubai Pride
Final Rank	1
Fastest Section Time (Section)	0:11.10 (400m)
Top Speed [km/h] (Section)	65.8 (400m)
Race State	Finished



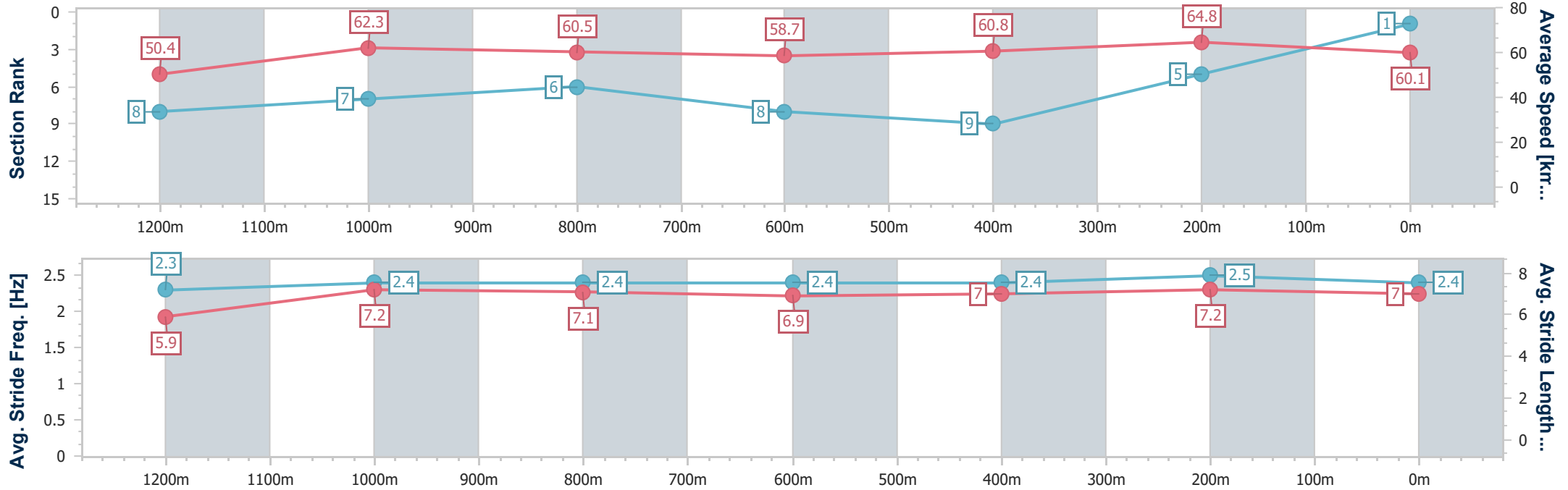
Sunshine Coast QLD Professional  
Race 6: LSE CONSTRUCTIONS BENCHMARK 65 Handicap - 1400m



01 December 2023 - 21:31

Track Rating: Soft 5, Weather: Overcast, Rail Position: +5 m Entire

Section	Overall	1200m	1000m	800m	600m	400m	200m
Section Times	1:24.98 [1] (0:14.29)	1:10.69 [8] (0:11.55)	0:59.14 [7] (0:11.94)	0:47.20 [6] (0:12.26)	0:34.94 [8] (0:11.85)	0:23.09 [9] (0:11.10)	0:11.99 [5]
Average Speed [km/h]	50.4	62.3	60.5	58.7	60.8	64.8	60.1
Top Speed [km/h]	64.0	63.6	61.5	60.5	63.0	65.8	63.2
Avg. Dist. to Rail [m]	3.1	1.5	1.2	0.3	0.3	0.7	0.3
Avg. Stride Freq. [Hz]	2.3	2.4	2.4	2.4	2.4	2.5	2.4
Avg. Stride Length [m]	5.9	7.2	7.1	6.9	7.0	7.2	7.0



- [ ] Ranking at each section and finish
- .-.- No data available at this section
- NA No data available



Horse/Jockey Name	Chief Artie
Final Rank	2
Fastest Section Time (Section)	0:11.55 (400m)
Top Speed [km/h] (Section)	64.4 (1200m)
Race State	Finished



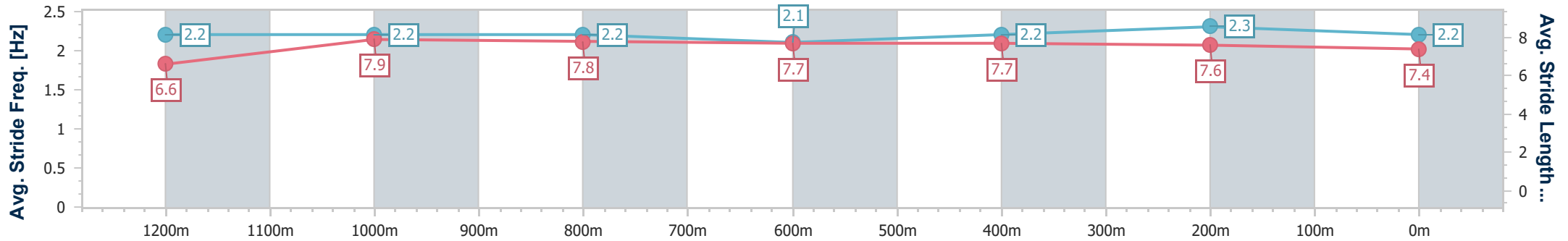
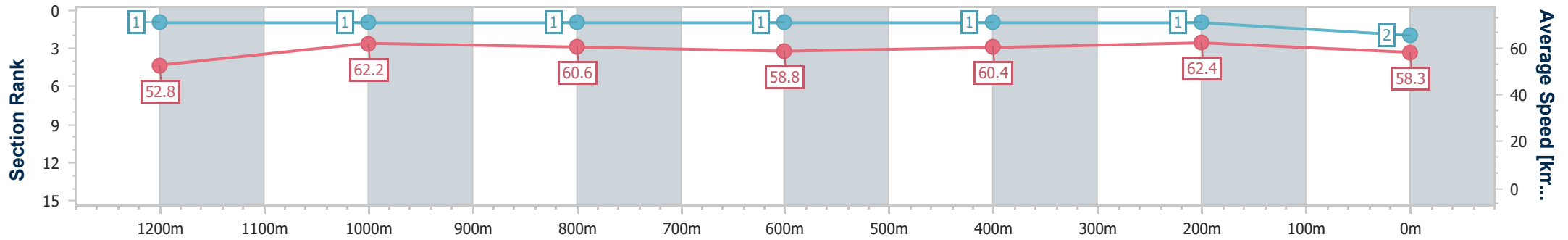
Sunshine Coast QLD Professional  
Race 6: LSE CONSTRUCTIONS BENCHMARK 65 Handicap - 1400m



01 December 2023 - 21:31

Track Rating: Soft 5, Weather: Overcast, Rail Position: +5 m Entire

Section	Overall	1200m	1000m	800m	600m	400m	200m
Section Times	1:25.19 [2] (0:13.66)	1:11.53 [1] (0:11.58)	0:59.95 [1] (0:11.91)	0:48.04 [1] (0:12.27)	0:35.77 [1] (0:11.87)	0:23.90 [1] (0:11.55)	0:12.35 [1] (0:12.35)
Average Speed [km/h]	52.8	62.2	60.6	58.8	60.4	62.4	58.3
Top Speed [km/h]	64.4	64.4	61.9	59.8	62.1	63.2	61.0
Avg. Dist. to Rail [m]	6.0	1.8	1.4	0.2	0.4	1.9	1.7
Avg. Stride Freq. [Hz]	2.2	2.2	2.2	2.1	2.2	2.3	2.2
Avg. Stride Length [m]	6.6	7.9	7.8	7.7	7.7	7.6	7.4



- [ ] Ranking at each section and finish
- .-.- No data available at this section
- NA No data available



Horse/Jockey Name	Pretty Little Lass
Final Rank	3
Fastest Section Time (Section)	0:11.14 (400m)
Top Speed [km/h] (Section)	65.7 (400m)
Race State	Finished



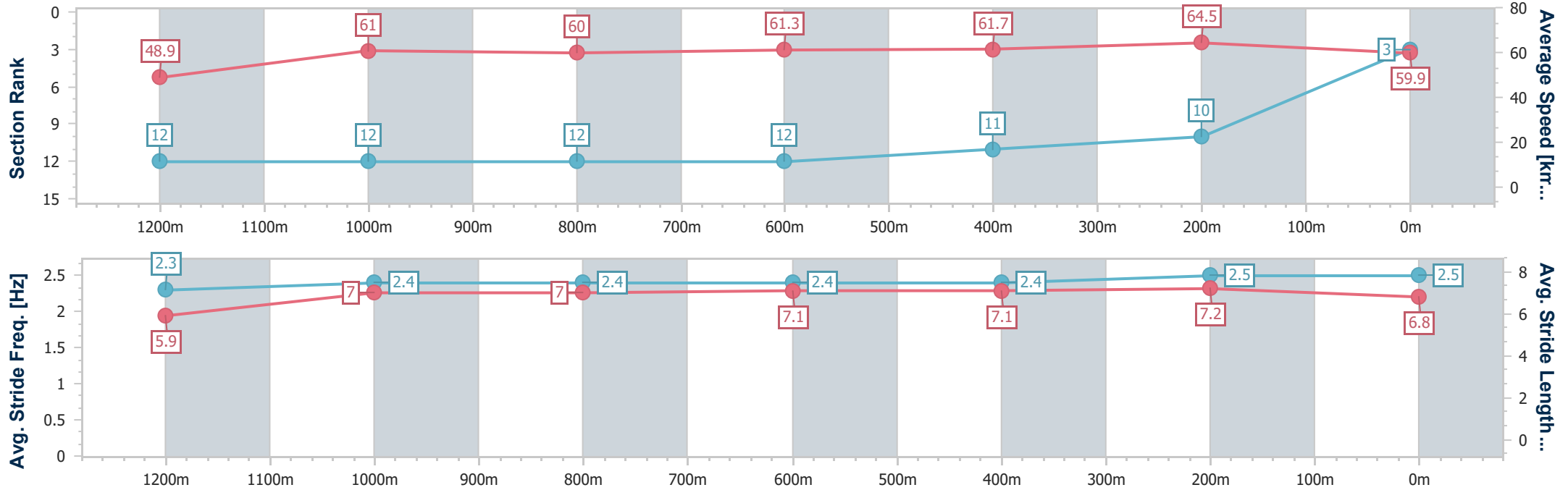
Sunshine Coast QLD Professional  
Race 6: LSE CONSTRUCTIONS BENCHMARK 65 Handicap - 1400m



01 December 2023 - 21:31

Track Rating: Soft 5, Weather: Overcast, Rail Position: +5 m Entire

Section	Overall	1200m	1000m	800m	600m	400m	200m
Section Times	1:25.21 [3] (0:14.77)	1:10.44 [12] (0:11.82)	0:58.62 [12] (0:12.01)	0:46.61 [12] (0:11.67)	0:34.94 [12] (0:11.76)	0:23.18 [11] (0:11.14)	0:12.04 [10] (0:12.04)
Average Speed [km/h]	48.9	61.0	60.0	61.3	61.7	64.5	59.9
Top Speed [km/h]	62.5	62.8	61.9	62.6	64.0	65.7	63.3
Avg. Dist. to Rail [m]	5.4	1.5	0.9	0.8	1.4	8.5	9.3
Avg. Stride Freq. [Hz]	2.3	2.4	2.4	2.4	2.4	2.5	2.5
Avg. Stride Length [m]	5.9	7.0	7.0	7.1	7.1	7.2	6.8



- [ ] Ranking at each section and finish
- .-.- No data available at this section
- NA No data available



Horse/Jockey Name	Satashi
Final Rank	4
Fastest Section Time (Section)	0:11.29 (400m)
Top Speed [km/h] (Section)	64.8 (400m)
Race State	Finished



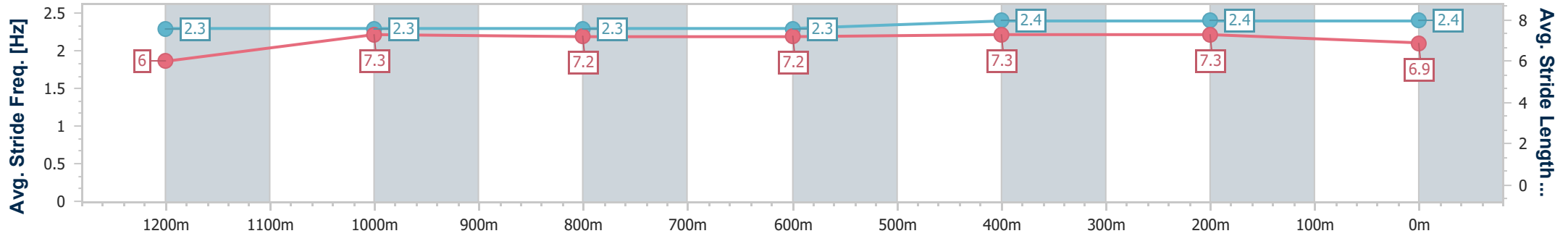
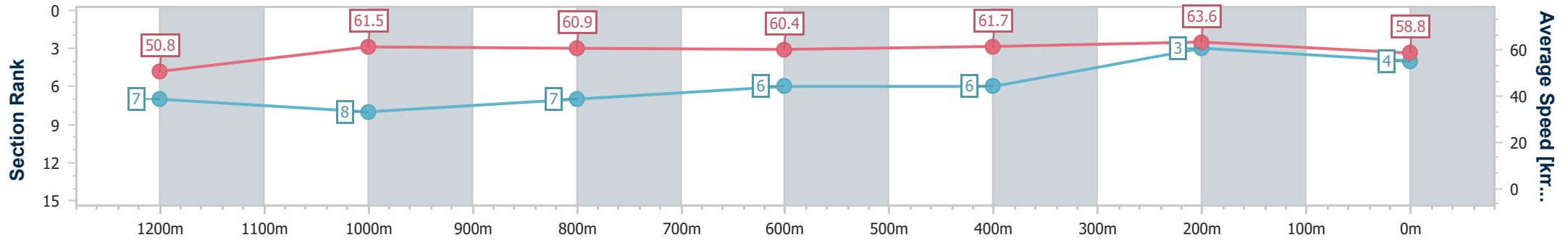
Sunshine Coast QLD Professional  
Race 6: LSE CONSTRUCTIONS BENCHMARK 65 Handicap - 1400m



01 December 2023 - 21:31

Track Rating: Soft 5, Weather: Overcast, Rail Position: +5 m Entire

Section	Overall	1200m	1000m	800m	600m	400m	200m
Section Times	1:25.25 [4] (0:14.21)	1:11.04 [7] (0:11.68)	0:59.36 [8] (0:11.94)	0:47.42 [7] (0:12.03)	0:35.39 [6] (0:11.82)	0:23.57 [6] (0:11.29)	0:12.28 [3] (0:12.28)
Average Speed [km/h]	50.8	61.5	60.9	60.4	61.7	63.6	58.8
Top Speed [km/h]	63.7	64.2	63.0	63.0	63.6	64.8	62.1
Avg. Dist. to Rail [m]	7.5	3.5	3.1	2.0	1.7	5.5	6.4
Avg. Stride Freq. [Hz]	2.3	2.3	2.3	2.3	2.4	2.4	2.4
Avg. Stride Length [m]	6.0	7.3	7.2	7.2	7.3	7.3	6.9



- [ ] Ranking at each section and finish
- .-.- No data available at this section
- NA No data available





Horse/Jockey Name	Money Man
Final Rank	5
Fastest Section Time (Section)	0:11.41 (1200m)
Top Speed [km/h] (Section)	64.6 (1200m)
Race State	Finished



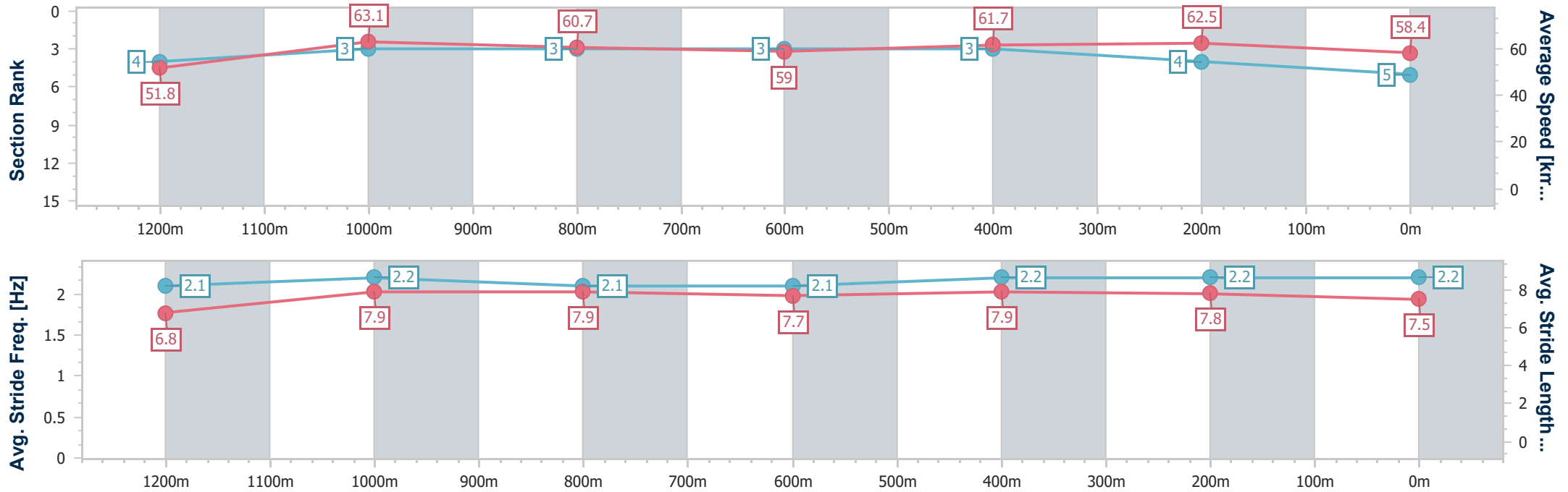
Sunshine Coast QLD Professional  
Race 6: LSE CONSTRUCTIONS BENCHMARK 65 Handicap - 1400m



01 December 2023 - 21:31

Track Rating: Soft 5, Weather: Overcast, Rail Position: +5 m Entire

Section	Overall	1200m	1000m	800m	600m	400m	200m
Section Times	1:25.27 [5] (0:13.96)	1:11.31 [4] (0:11.41)	0:59.90 [3] (0:11.95)	0:47.95 [3] (0:12.33)	0:35.62 [3] (0:11.79)	0:23.83 [3] (0:11.54)	0:12.29 [4] (0:12.29)
Average Speed [km/h]	51.8	63.1	60.7	59.0	61.7	62.5	58.4
Top Speed [km/h]	64.5	64.6	61.4	60.6	62.6	63.4	60.5
Avg. Dist. to Rail [m]	8.7	3.3	2.9	2.2	1.7	5.2	5.8
Avg. Stride Freq. [Hz]	2.1	2.2	2.1	2.1	2.2	2.2	2.2
Avg. Stride Length [m]	6.8	7.9	7.9	7.7	7.9	7.8	7.5



- [ ] Ranking at each section and finish
- .-.-.- No data available at this section
- NA No data available



Horse/Jockey Name	General Dubai
Final Rank	6
Fastest Section Time (Section)	0:11.35 (400m)
Top Speed [km/h] (Section)	65.2 (400m)
Race State	Finished



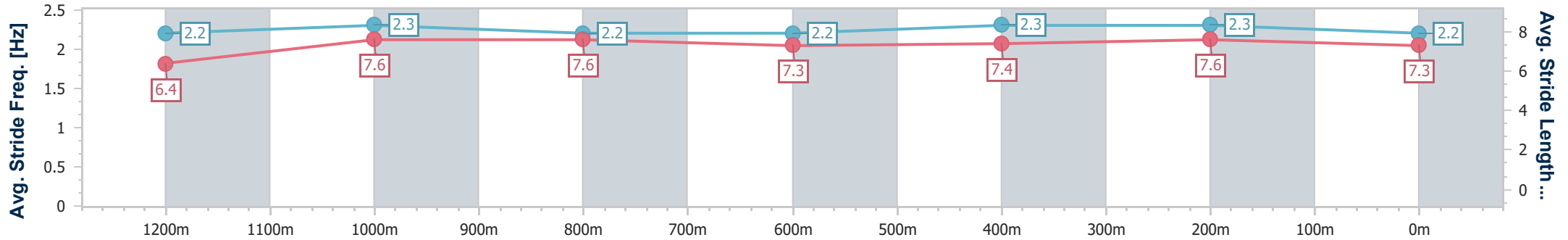
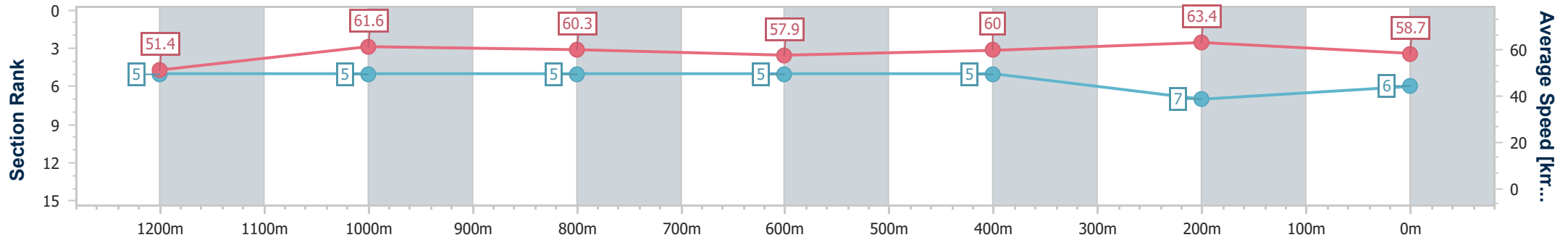
Sunshine Coast QLD Professional  
Race 6: LSE CONSTRUCTIONS BENCHMARK 65 Handicap - 1400m



01 December 2023 - 21:31

Track Rating: Soft 5, Weather: Overcast, Rail Position: +5 m Entire

Section	Overall	1200m	1000m	800m	600m	400m	200m
Section Times	1:25.29 [6] (0:13.99)	1:11.30 [5] (0:11.65)	0:59.65 [5] (0:11.96)	0:47.69 [5] (0:12.22)	0:35.47 [5] (0:11.85)	0:23.62 [5] (0:11.35)	0:12.27 [7] (0:12.27)
Average Speed [km/h]	51.4	61.6	60.3	57.9	60.0	63.4	58.7
Top Speed [km/h]	63.5	63.4	61.7	58.9	62.0	65.2	61.9
Avg. Dist. to Rail [m]	0.5	0.3	0.7	3.0	2.1	0.6	0.4
Avg. Stride Freq. [Hz]	2.2	2.3	2.2	2.2	2.3	2.3	2.2
Avg. Stride Length [m]	6.4	7.6	7.6	7.3	7.4	7.6	7.3



- [ ] Ranking at each section and finish
- .-.- No data available at this section
- NA No data available



Horse/Jockey Name	Thunder Mania
Final Rank	7
Fastest Section Time (Section)	0:11.40 (400m)
Top Speed [km/h] (Section)	64.0 (400m)
Race State	Finished



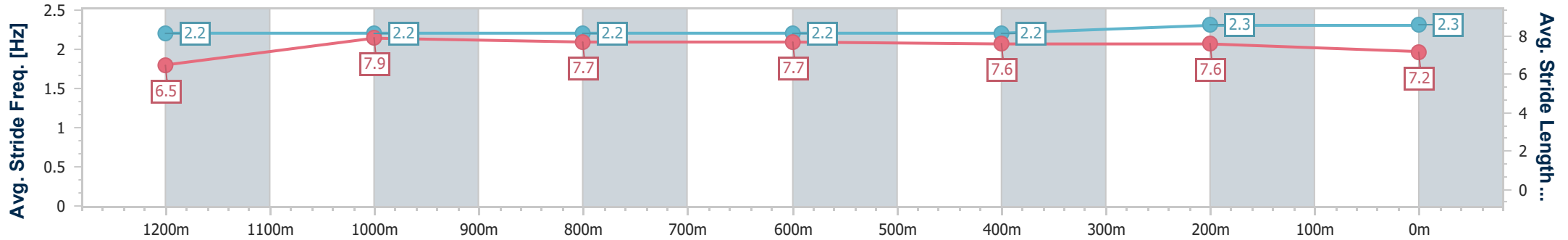
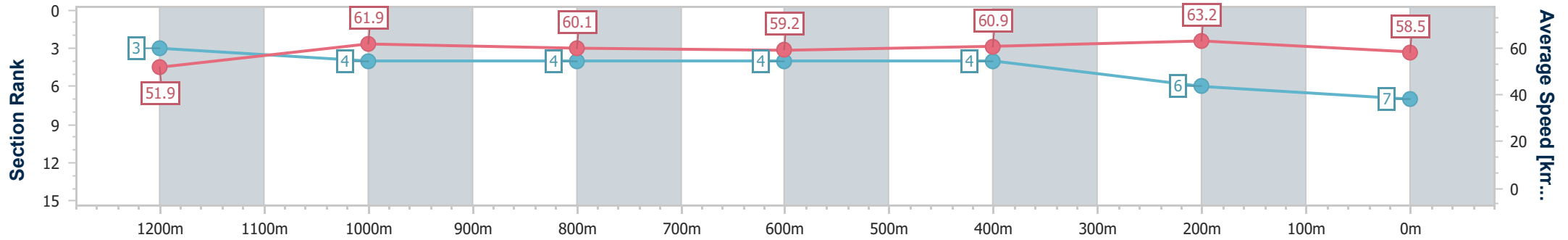
Sunshine Coast QLD Professional  
Race 6: LSE CONSTRUCTIONS BENCHMARK 65 Handicap - 1400m



01 December 2023 - 21:31

Track Rating: Soft 5, Weather: Overcast, Rail Position: +5 m Entire

Section	Overall	1200m	1000m	800m	600m	400m	200m
Section Times	1:25.29 [7] (0:13.88)	1:11.41 [3] (0:11.67)	0:59.74 [4] (0:11.99)	0:47.75 [4] (0:12.22)	0:35.53 [4] (0:11.85)	0:23.68 [4] (0:11.40)	0:12.28 [6] (0:12.28)
Average Speed [km/h]	51.9	61.9	60.1	59.2	60.9	63.2	58.5
Top Speed [km/h]	63.7	63.5	61.0	59.8	62.4	64.0	62.0
Avg. Dist. to Rail [m]	4.5	2.5	2.0	0.5	0.4	2.3	1.9
Avg. Stride Freq. [Hz]	2.2	2.2	2.2	2.2	2.2	2.3	2.3
Avg. Stride Length [m]	6.5	7.9	7.7	7.7	7.6	7.6	7.2



- [ ] Ranking at each section and finish
- .-.- No data available at this section
- NA No data available



Horse/Jockey Name	Noble Style
Final Rank	8
Fastest Section Time (Section)	0:11.53 (400m)
Top Speed [km/h] (Section)	64.8 (Overall)
Race State	Finished



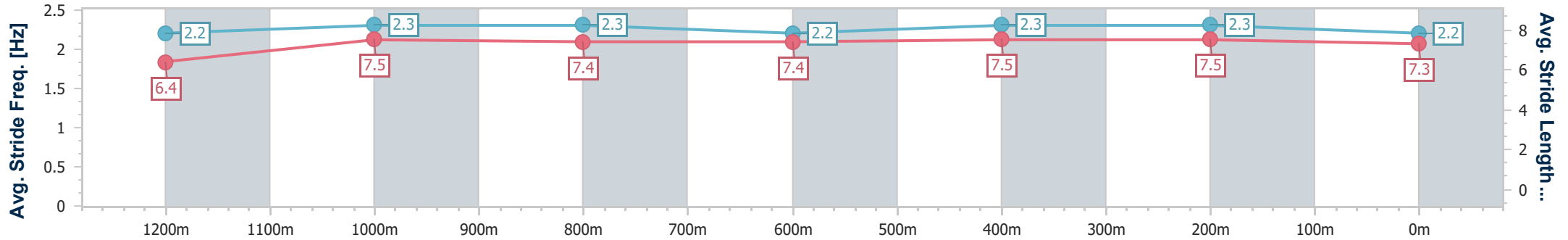
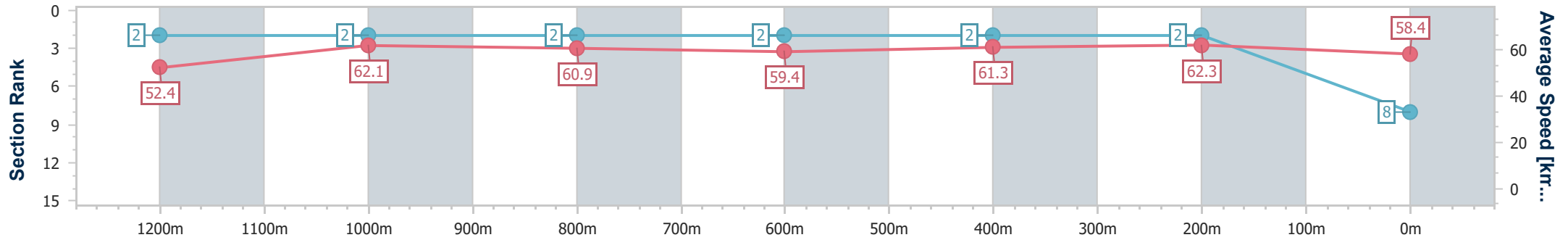
Sunshine Coast QLD Professional  
Race 6: LSE CONSTRUCTIONS BENCHMARK 65 Handicap - 1400m



01 December 2023 - 21:31

Track Rating: Soft 5, Weather: Overcast, Rail Position: +5 m Entire

Section	Overall	1200m	1000m	800m	600m	400m	200m
Section Times	1:25.30 [8] (0:13.70)	1:11.60 [2] (0:11.60)	1:00.00 [2] (0:11.90)	0:48.10 [2] (0:12.28)	0:35.82 [2] (0:11.92)	0:23.90 [2] (0:11.53)	0:12.37 [2] (0:12.37)
Average Speed [km/h]	52.4	62.1	60.9	59.4	61.3	62.3	58.4
Top Speed [km/h]	64.8	64.4	62.0	60.1	63.7	63.8	60.7
Avg. Dist. to Rail [m]	7.1	2.0	2.2	2.2	2.6	4.7	3.9
Avg. Stride Freq. [Hz]	2.2	2.3	2.3	2.2	2.3	2.3	2.2
Avg. Stride Length [m]	6.4	7.5	7.4	7.4	7.5	7.5	7.3



- [ ] Ranking at each section and finish
- .-.- No data available at this section
- NA No data available



Horse/Jockey Name	Deep Clean
Final Rank	9
Fastest Section Time (Section)	0:11.37 (400m)
Top Speed [km/h] (Section)	64.7 (400m)
Race State	Finished



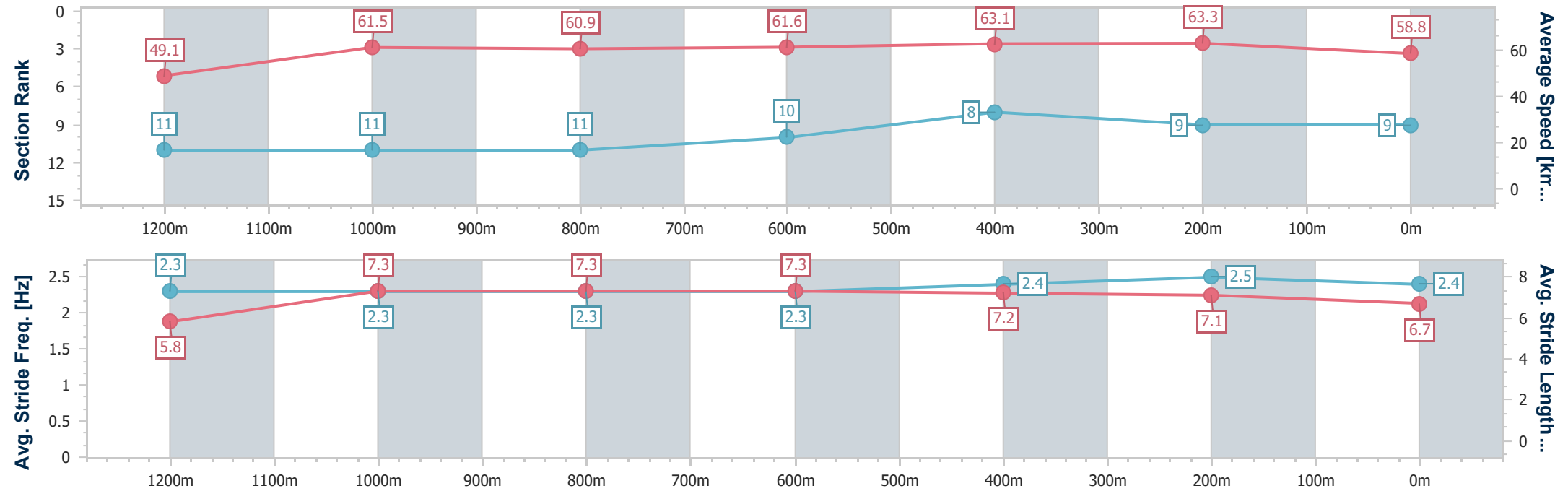
Sunshine Coast QLD Professional  
Race 6: LSE CONSTRUCTIONS BENCHMARK 65 Handicap - 1400m



01 December 2023 - 21:31

Track Rating: Soft 5, Weather: Overcast, Rail Position: +5 m Entire

Section	Overall	1200m	1000m	800m	600m	400m	200m						
Section Times	1:25.32 [9] (0:14.69)	1:10.63 [11] (0:11.71)	0:58.92 [11] (0:11.93)	0:46.99 [11] (0:11.81)	0:35.18 [10] (0:11.59)	0:23.59 [8] (0:11.37)	0:12.22 [9] (0:12.22)						
Average Speed [km/h]	49.1	61.5	60.9	61.6	63.1	63.3	58.8						
Top Speed [km/h]	63.7	63.6	62.6	62.9	63.8	64.7	61.5						
Avg. Dist. to Rail [m]	8.9	3.3	2.8	2.0	2.5	6.1	6.5						
Avg. Stride Freq. [Hz]	2.3	2.3	2.3	2.3	2.4	2.5	2.4						
Avg. Stride Length [m]	5.8	7.3	7.3	7.3	7.2	7.1	6.7						



- [ ] Ranking at each section and finish
- .-.- No data available at this section
- NA No data available



Horse/Jockey Name	Golly Hutt
Final Rank	10
Fastest Section Time (Section)	0:11.39 (400m)
Top Speed [km/h] (Section)	63.9 (400m)
Race State	Finished



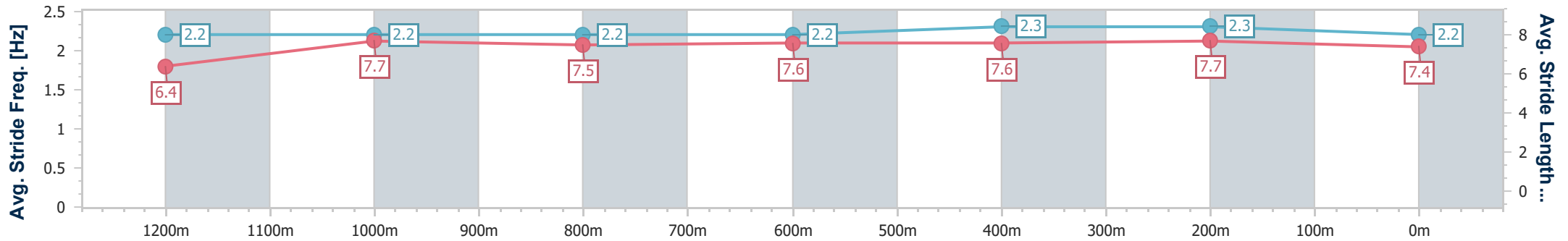
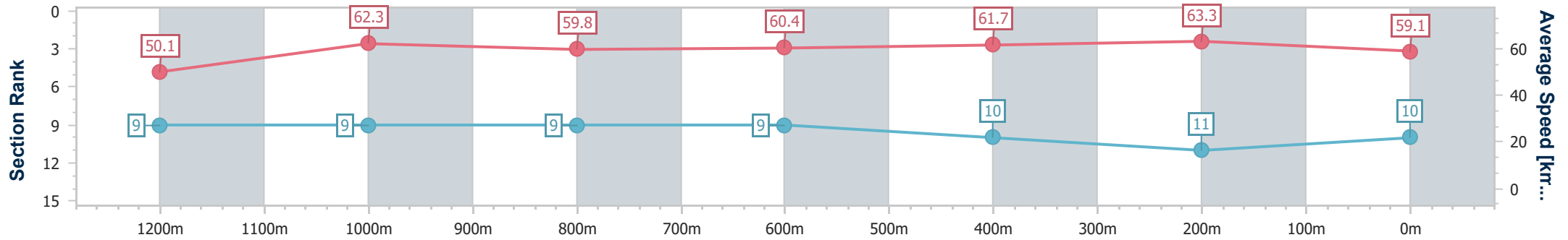
Sunshine Coast QLD Professional  
Race 6: LSE CONSTRUCTIONS BENCHMARK 65 Handicap - 1400m



01 December 2023 - 21:31

Track Rating: Soft 5, Weather: Overcast, Rail Position: +5 m Entire

Section	Overall	1200m	1000m	800m	600m	400m	200m
Section Times	1:25.50 [10] (0:14.37)	1:11.13 [9] (0:11.57)	0:59.56 [9] (0:12.10)	0:47.46 [9] (0:12.05)	0:35.41 [9] (0:11.85)	0:23.56 [10] (0:11.39)	0:12.17 [11] (0:12.17)
Average Speed [km/h]	50.1	62.3	59.8	60.4	61.7	63.3	59.1
Top Speed [km/h]	62.9	63.1	61.2	61.7	63.0	63.9	62.1
Avg. Dist. to Rail [m]	6.0	3.0	2.4	2.2	2.7	5.1	3.0
Avg. Stride Freq. [Hz]	2.2	2.2	2.2	2.2	2.3	2.3	2.2
Avg. Stride Length [m]	6.4	7.7	7.5	7.6	7.6	7.7	7.4



- [ ] Ranking at each section and finish
- .-.- No data available at this section
- NA No data available



Horse/Jockey Name	Kubwa
Final Rank	11
Fastest Section Time (Section)	0:11.39 (400m)
Top Speed [km/h] (Section)	63.9 (400m)
Race State	Finished



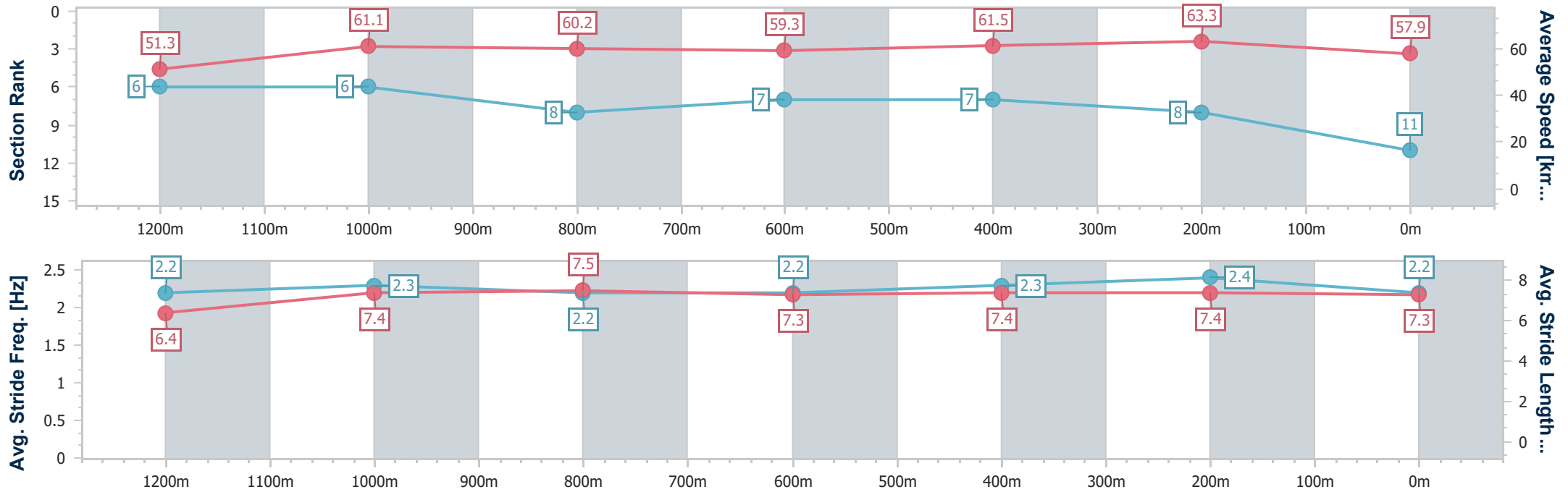
Sunshine Coast QLD Professional  
Race 6: LSE CONSTRUCTIONS BENCHMARK 65 Handicap - 1400m



01 December 2023 - 21:31

Track Rating: Soft 5, Weather: Overcast, Rail Position: +5 m Entire

Section	Overall	1200m	1000m	800m	600m	400m	200m
Section Times	1:25.52 [11] (0:14.06)	1:11.46 [6] (0:11.76)	0:59.70 [6] (0:12.02)	0:47.68 [8] (0:12.15)	0:35.53 [7] (0:11.71)	0:23.82 [7] (0:11.39)	0:12.43 [8] (0:12.43)
Average Speed [km/h]	51.3	61.1	60.2	59.3	61.5	63.3	57.9
Top Speed [km/h]	63.0	63.6	61.4	60.0	63.5	63.9	62.2
Avg. Dist. to Rail [m]	2.0	2.0	1.8	0.2	0.5	4.9	7.1
Avg. Stride Freq. [Hz]	2.2	2.3	2.2	2.2	2.3	2.4	2.2
Avg. Stride Length [m]	6.4	7.4	7.5	7.3	7.4	7.4	7.3



- [ ] Ranking at each section and finish
- .-.- No data available at this section
- NA No data available



Horse/Jockey Name	Cygnnet River
Final Rank	12
Fastest Section Time (Section)	0:11.44 (400m)
Top Speed [km/h] (Section)	64.0 (400m)
Race State	Finished



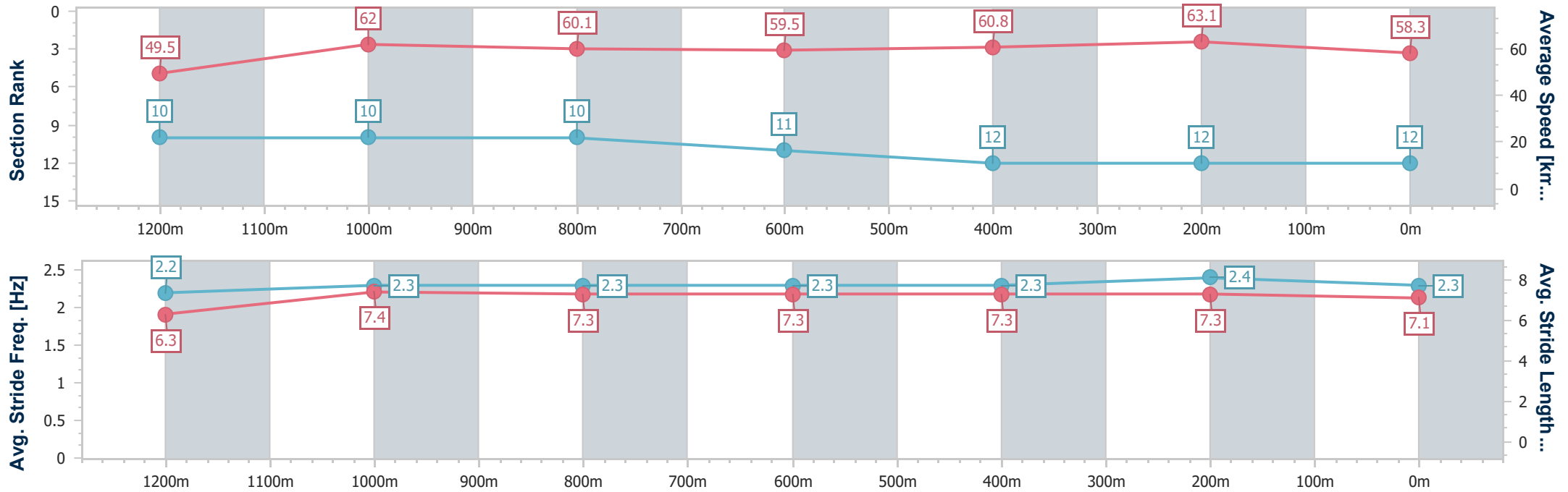
Sunshine Coast QLD Professional  
Race 6: LSE CONSTRUCTIONS BENCHMARK 65 Handicap - 1400m



01 December 2023 - 21:31

Track Rating: Soft 5, Weather: Overcast, Rail Position: +5 m Entire

Section	Overall	1200m	1000m	800m	600m	400m	200m
Section Times	1:25.81 [12] (0:14.54)	1:11.27 [10] (0:11.64)	0:59.63 [10] (0:11.94)	0:47.69 [10] (0:12.09)	0:35.60 [11] (0:11.83)	0:23.77 [12] (0:11.44)	0:12.33 [12] (0:12.33)
Average Speed [km/h]	49.5	62.0	60.1	59.5	60.8	63.1	58.3
Top Speed [km/h]	63.2	63.2	61.9	61.6	64.0	64.0	61.4
Avg. Dist. to Rail [m]	4.5	1.7	0.8	0.6	0.4	4.2	2.9
Avg. Stride Freq. [Hz]	2.2	2.3	2.3	2.3	2.3	2.4	2.3
Avg. Stride Length [m]	6.3	7.4	7.3	7.3	7.3	7.3	7.1



- [ ] Ranking at each section and finish
- .-.- No data available at this section
- NA No data available