



Aquis Park Gold Coast Poly QLD Professional

Race 2: ACCLAIM AIR INSTALLATION BM60 Handicap - 1900m



02 December 2023 - 12:54

Track Rating: Synthetic, Weather: Fine, Rail Position: True

Section		Overall	1800m	1600m	1400m	1200m	1000m	800m	Last 600m				
Field Times		1:59.62 (0:08.50)	1:51.12 (0:12.37)	1:38.75 (0:12.25)	1:26.50 (0:12.68)	1:13.82 (0:12.60)	1:01.22 (0:12.59)	0:48.63 (0:12.70)	0:35.93				
Rank	TAB Horse/Jockey	Barrier	Top Speed [km/h]	Fastest Section									Distance Travelled [m]
1	5 SIR LORD Elione Chaves	4	61.9 200m	0:08.50 Overall	1:59.62 [1] (0:08.50)	1:51.12 [1] (0:12.51)	1:38.61 [2] (0:12.34)	1:26.27 [2] (0:12.68)	1:13.59 [2] (0:12.51)	1:01.08 [2] (0:12.64)	0:48.44 [2] (0:12.67)	0:35.77	
2	1 LUCKY EXCHANGE Yvette Lewis	6	62.5 200m	0:08.82 Overall	1:59.77 [2] (0:08.82)	1:50.95 [6] (0:12.41)	1:38.54 [4] (0:12.47)	1:26.07 [5] (0:12.74)	1:13.33 [5] (0:12.68)	1:00.65 [4] (0:12.51)	0:48.14 [5] (0:12.49)	0:35.65	+3
3	2 CUE TO CONQUER Emily Lang	3	61.7 400m	0:08.61 Overall	2:00.31 [3] (0:08.61)	1:51.70 [2] (0:12.62)	1:39.08 [5] (0:12.47)	1:26.61 [4] (0:12.67)	1:13.94 [4] (0:12.83)	1:01.11 [5] (0:12.40)	0:48.71 [4] (0:12.50)	0:36.21	-6
4	9 TASUMA Chris Taylor	5	62.0 400m	0:08.81 Overall	2:00.60 [4] (0:08.81)	1:51.79 [5] (0:12.71)	1:39.08 [6] (0:12.47)	1:26.61 [6] (0:12.69)	1:13.92 [7] (0:12.75)	1:01.17 [6] (0:12.45)	0:48.72 [7] (0:12.54)	0:36.18	+4
5	6 SACRED COVE Jason Taylor	7	61.6 600m	0:08.72 Overall	2:00.74 [5] (0:08.72)	1:52.02 [4] (0:12.31)	1:39.71 [3] (0:12.37)	1:27.34 [3] (0:12.83)	1:14.51 [3] (0:12.46)	1:02.05 [3] (0:12.70)	0:49.35 [3] (0:12.52)	0:36.83	+10
6	8 EVRYNOW'N'THEN Rikki Jamieson	8	60.6 1800m	0:08.67 Overall	2:01.16 [6] (0:08.67)	1:52.49 [3] (0:12.20)	1:40.29 [1] (0:12.25)	1:28.04 [1] (0:12.68)	1:15.36 [1] (0:12.60)	1:02.76 [1] (0:12.59)	0:50.17 [1] (0:12.70)	0:37.47	-6
7	4 RONLEE GAL Justin Huxtable	2	61.1 600m	0:08.97 Overall	2:01.60 [7] (0:08.97)	1:52.63 [7] (0:12.58)	1:40.05 [7] (0:12.48)	1:27.57 [7] (0:12.63)	1:14.94 [6] (0:12.87)	1:02.07 [7] (0:12.27)	0:49.80 [6] (0:12.45)	0:37.35	-2

Scratched: Enunciation (#3), Ngozi (#7)



Aquis Park Gold Coast Poly QLD Professional

Race 2: ACCLAIM AIR INSTALLATION BM60 Handicap - 1900m



02 December 2023 - 12:54

Track Rating: Synthetic, Weather: Fine, Rail Position: True

Section				600m	400m	200m			Last 600m		
Field Times				0:35.93 (0:12.24)	0:23.69 (0:12.01)	0:11.68 (0:11.68)			0:35.93		
Rank	TAB	Horse/Jockey	Barrier	Top Speed [km/h]	Fastest Section	Margin			Distance Travelled [m]		
1	5	SIR LORD Elione Chaves	4	61.9 200m	0:08.50 Overall	0:35.77 [2] (0:12.14)	0:23.63 [2] (0:11.95)	0:11.68 [1] (0:11.68)	1:59.62	0:35.77	
2	1	LUCKY EXCHANGE Yvette Lewis	6	62.5 200m	0:08.82 Overall	0:35.65 [5] (0:12.04)	0:23.61 [3] (0:11.96)	0:11.65 [2] (0:11.65)	0.8L	0:35.65	+3
3	2	CUE TO CONQUER Emily Lang	3	61.7 400m	0:08.61 Overall	0:36.21 [4] (0:12.08)	0:24.13 [4] (0:11.99)	0:12.14 [3] (0:12.14)	3.8L	0:36.21	-6
4	9	TASUMA Chris Taylor	5	62.0 400m	0:08.81 Overall	0:36.18 [7] (0:12.21)	0:23.97 [7] (0:11.91)	0:12.06 [6] (0:12.06)	5.3L	0:36.18	+4
5	6	SACRED COVE Jason Taylor	7	61.6 600m	0:08.72 Overall	0:36.83 [3] (0:12.28)	0:24.55 [5] (0:12.30)	0:12.25 [5] (0:12.25)	6.1L	0:36.83	+10
6	8	EVRYNOW'N'THEN Rikki Jamieson	8	60.6 1800m	0:08.67 Overall	0:37.47 [1] (0:12.24)	0:25.23 [1] (0:12.40)	0:12.83 [4] (0:12.83)	8.6L	0:37.47	-6
7	4	RONLEE GAL Justin Huxtable	2	61.1 600m	0:08.97 Overall	0:37.35 [6] (0:12.31)	0:25.04 [6] (0:12.19)	0:12.85 [7] (0:12.85)	11.1L	0:37.35	-2

Scratched: Enunciation (#3), Ngozi (#7)

[] Ranking at each section and finish
 -:-:- No data available at this section
 NA No data available

SCN Saddle cloth number
 DNF Did not finish
 DNT Did not track



Horse/Jockey Name	Sir Lord
Final Rank	1
Fastest Section Time (Section)	0:08.50 (Overall)
Top Speed [km/h] (Section)	61.9 (200m)
Race State	Finished



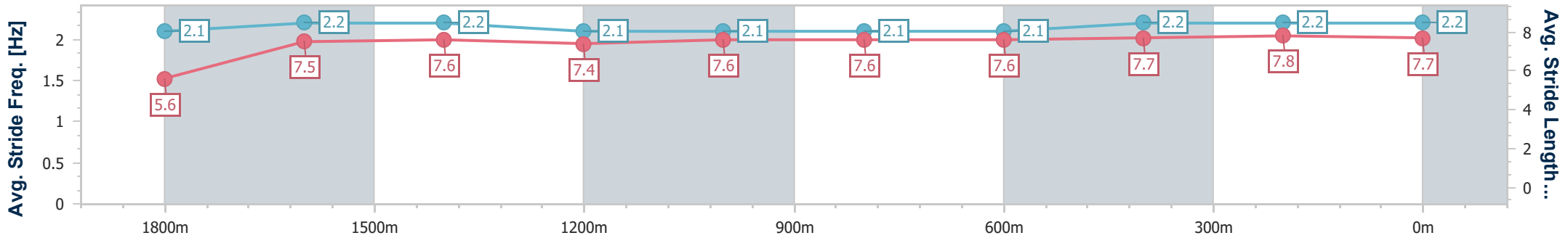
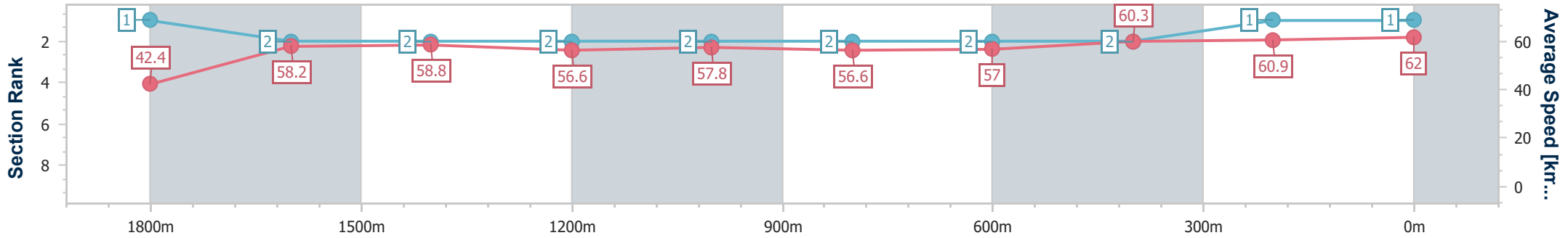
Aquis Park Gold Coast Poly QLD Professional
Race 2: ACCLAIM AIR INSTALLATION BM60 Handicap - 1900m



02 December 2023 - 12:54

Track Rating: Synthetic, Weather: Fine, Rail Position: True

Section	Overall	1800m	1600m	1400m	1200m	1000m	800m	600m	400m	200m
Section Times	1:59.62 [1] (0:08.50)	1:51.12 [1] (0:12.51)	1:38.61 [2] (0:12.34)	1:26.27 [2] (0:12.68)	1:13.59 [2] (0:12.51)	1:01.08 [2] (0:12.64)	0:48.44 [2] (0:12.67)	0:35.77 [2] (0:12.14)	0:23.63 [2] (0:11.95)	0:11.68 [1] (0:11.68)
Average Speed [km/h]	42.4	58.2	58.8	56.6	57.8	56.6	57.0	60.3	60.9	62.0
Top Speed [km/h]	55.2	59.0	59.6	57.6	58.7	56.9	58.7	61.1	61.7	61.9
Avg. Dist. to Rail [m]	6.5	4.7	2.1	0.9	1.2	1.5	1.2	3.0	6.0	6.1
Avg. Stride Freq. [Hz]	2.1	2.2	2.2	2.1	2.1	2.1	2.1	2.2	2.2	2.2
Avg. Stride Length [m]	5.6	7.5	7.6	7.4	7.6	7.6	7.6	7.7	7.8	7.7



- [] Ranking at each section and finish
- .-.-.- No data available at this section
- NA No data available



Horse/Jockey Name	Lucky Exchange
Final Rank	2
Fastest Section Time (Section)	0:08.82 (Overall)
Top Speed [km/h] (Section)	62.5 (200m)
Race State	Finished



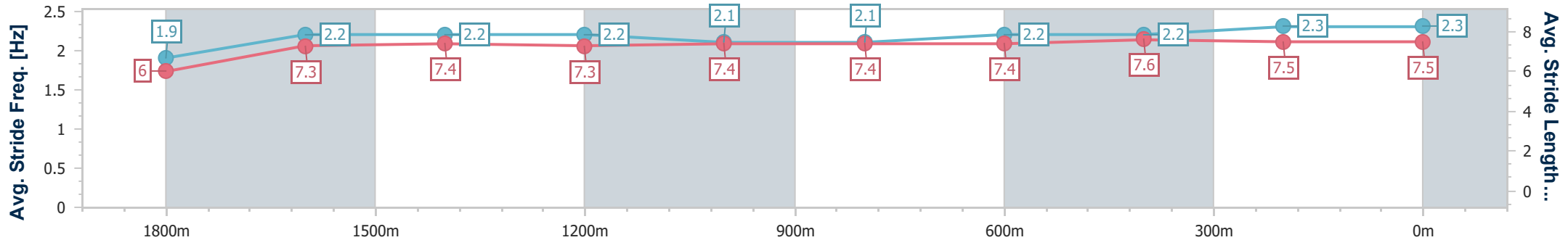
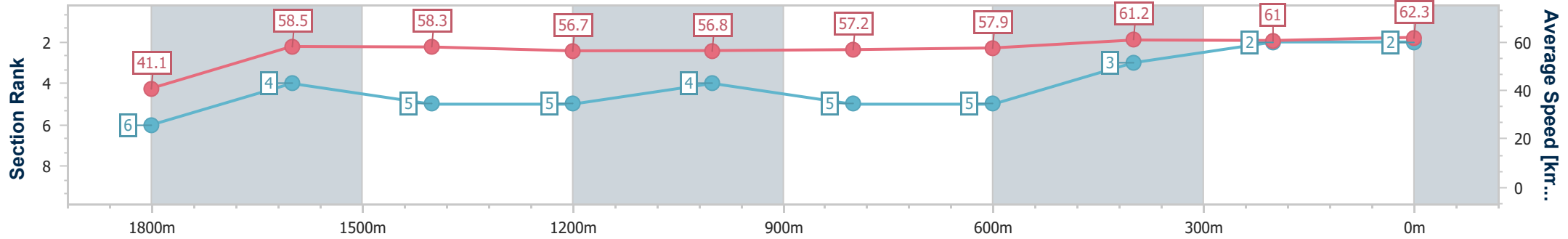
Aquis Park Gold Coast Poly QLD Professional
Race 2: ACCLAIM AIR INSTALLATION BM60 Handicap - 1900m



02 December 2023 - 12:54

Track Rating: Synthetic, Weather: Fine, Rail Position: True

Section	Overall	1800m	1600m	1400m	1200m	1000m	800m	600m	400m	200m
Section Times	1:59.77 [2] (0:08.82)	1:50.95 [6] (0:12.41)	1:38.54 [4] (0:12.47)	1:26.07 [5] (0:12.74)	1:13.33 [5] (0:12.68)	1:00.65 [4] (0:12.51)	0:48.14 [5] (0:12.49)	0:35.65 [5] (0:12.04)	0:23.61 [3] (0:11.96)	0:11.65 [2] (0:11.65)
Average Speed [km/h]	41.1	58.5	58.3	56.7	56.8	57.2	57.9	61.2	61.0	62.3
Top Speed [km/h]	56.2	60.3	58.7	58.4	57.4	58.5	59.8	61.8	62.3	62.5
Avg. Dist. to Rail [m]	6.3	3.7	2.2	0.6	0.9	1.2	1.5	4.5	7.1	7.9
Avg. Stride Freq. [Hz]	1.9	2.2	2.2	2.2	2.1	2.1	2.2	2.2	2.3	2.3
Avg. Stride Length [m]	6.0	7.3	7.4	7.3	7.4	7.4	7.4	7.6	7.5	7.5



- [] Ranking at each section and finish
- .-.- No data available at this section
- NA No data available



Horse/Jockey Name	Cue To Conquer
Final Rank	3
Fastest Section Time (Section)	0:08.61 (Overall)
Top Speed [km/h] (Section)	61.7 (400m)
Race State	Finished



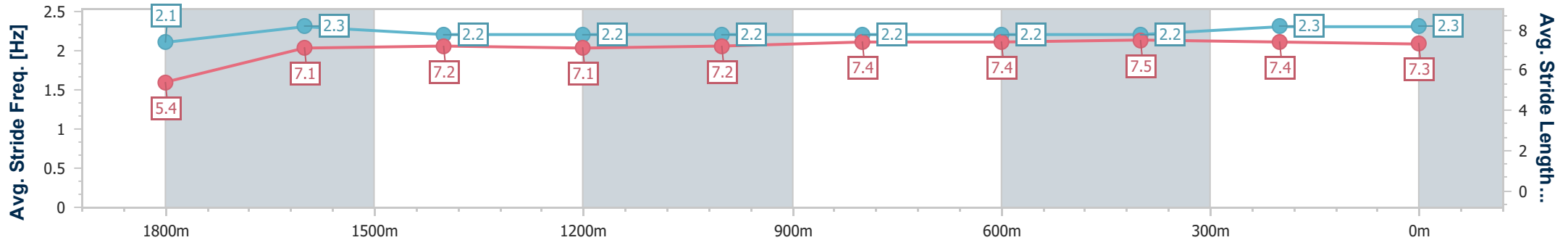
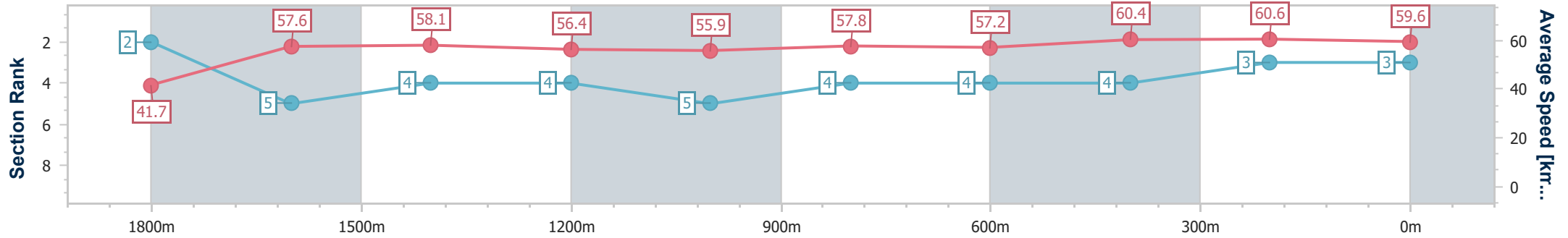
Aquis Park Gold Coast Poly QLD Professional
Race 2: ACCLAIM AIR INSTALLATION BM60 Handicap - 1900m



02 December 2023 - 12:54

Track Rating: Synthetic, Weather: Fine, Rail Position: True

Section	Overall	1800m	1600m	1400m	1200m	1000m	800m	600m	400m	200m			
Section Times	2:00.31 [3] (0:08.61)	1:51.70 [2] (0:12.62)	1:39.08 [5] (0:12.47)	1:26.61 [4] (0:12.67)	1:13.94 [4] (0:12.83)	1:01.11 [5] (0:12.40)	0:48.71 [4] (0:12.50)	0:36.21 [4] (0:12.08)	0:24.13 [4] (0:11.99)	0:12.14 [3] (0:12.14)			
Average Speed [km/h]	41.7	57.6	58.1	56.4	55.9	57.8	57.2	60.4	60.6	59.6			
Top Speed [km/h]	54.4	58.8	58.8	57.7	58.5	59.2	58.9	61.3	61.7	60.8			
Avg. Dist. to Rail [m]	4.3	3.1	1.3	1.3	2.1	2.5	1.3	2.2	4.6	5.3			
Avg. Stride Freq. [Hz]	2.1	2.3	2.2	2.2	2.2	2.2	2.2	2.2	2.3	2.3			
Avg. Stride Length [m]	5.4	7.1	7.2	7.1	7.2	7.4	7.4	7.5	7.4	7.3			



- [] Ranking at each section and finish
- .-.- No data available at this section
- NA No data available



Horse/Jockey Name	Tasuma
Final Rank	4
Fastest Section Time (Section)	0:08.81 (Overall)
Top Speed [km/h] (Section)	62.0 (400m)
Race State	Finished



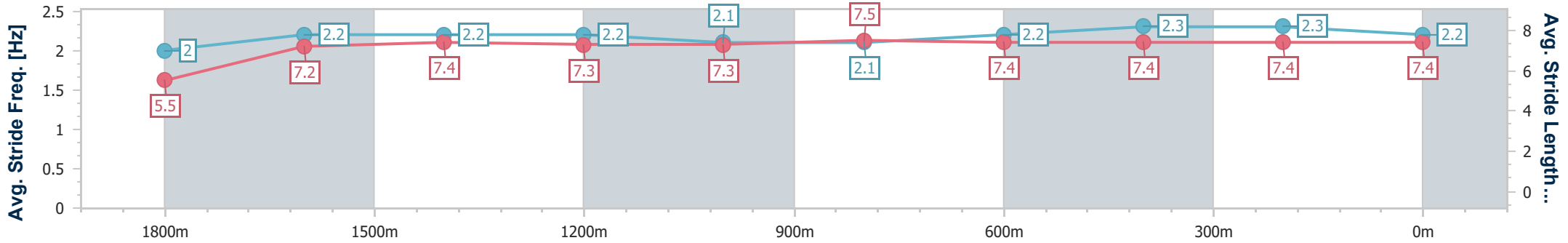
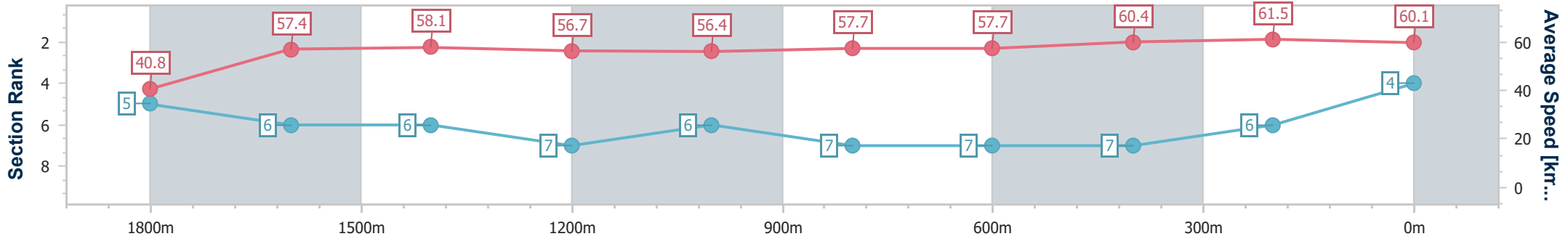
Aquis Park Gold Coast Poly QLD Professional
 Race 2: ACCLAIM AIR INSTALLATION BM60 Handicap - 1900m



02 December 2023 - 12:54

Track Rating: Synthetic, Weather: Fine, Rail Position: True

Section	Overall	1800m	1600m	1400m	1200m	1000m	800m	600m	400m	200m
Section Times	2:00.60 [4] (0:08.81)	1:51.79 [5] (0:12.71)	1:39.08 [6] (0:12.47)	1:26.61 [6] (0:12.69)	1:13.92 [7] (0:12.75)	1:01.17 [6] (0:12.45)	0:48.72 [7] (0:12.54)	0:36.18 [7] (0:12.21)	0:23.97 [7] (0:11.91)	0:12.06 [6] (0:12.06)
Average Speed [km/h]	40.8	57.4	58.1	56.7	56.4	57.7	57.7	60.4	61.5	60.1
Top Speed [km/h]	54.6	59.0	59.1	58.5	59.0	59.0	59.7	61.8	62.0	60.9
Avg. Dist. to Rail [m]	5.1	3.6	2.2	0.8	1.0	0.9	1.2	4.6	7.3	8.2
Avg. Stride Freq. [Hz]	2.0	2.2	2.2	2.2	2.1	2.1	2.2	2.3	2.3	2.2
Avg. Stride Length [m]	5.5	7.2	7.4	7.3	7.3	7.5	7.4	7.4	7.4	7.4



- [] Ranking at each section and finish
- .-.- No data available at this section
- NA No data available



Horse/Jockey Name	Sacred Cove
Final Rank	5
Fastest Section Time (Section)	0:08.72 (Overall)
Top Speed [km/h] (Section)	61.6 (600m)
Race State	Finished



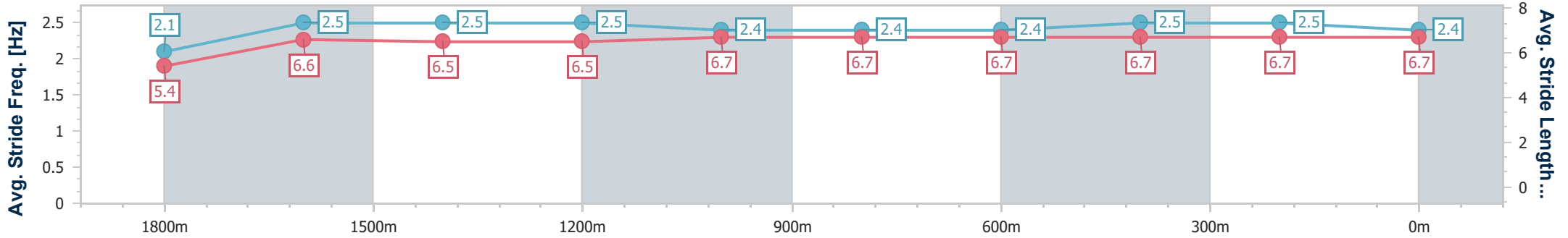
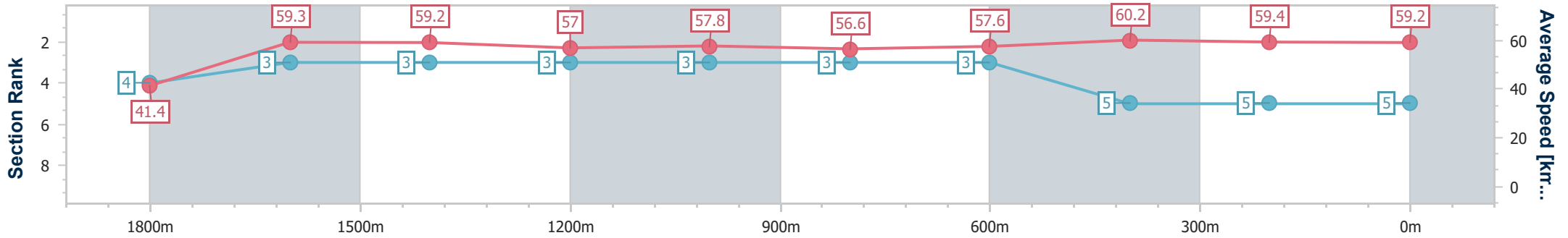
Aquis Park Gold Coast Poly QLD Professional
Race 2: ACCLAIM AIR INSTALLATION BM60 Handicap - 1900m



02 December 2023 - 12:54

Track Rating: Synthetic, Weather: Fine, Rail Position: True

Section	Overall	1800m	1600m	1400m	1200m	1000m	800m	600m	400m	200m			
Section Times	2:00.74 [5] (0:08.72)	1:52.02 [4] (0:12.31)	1:39.71 [3] (0:12.37)	1:27.34 [3] (0:12.83)	1:14.51 [3] (0:12.46)	1:02.05 [3] (0:12.70)	0:49.35 [3] (0:12.52)	0:36.83 [3] (0:12.28)	0:24.55 [5] (0:12.30)	0:12.25 [5] (0:12.25)			
Average Speed [km/h]	41.4	59.3	59.2	57.0	57.8	56.6	57.6	60.2	59.4	59.2			
Top Speed [km/h]	57.9	60.7	60.9	57.8	58.6	57.0	59.5	61.6	60.9	61.5			
Avg. Dist. to Rail [m]	7.6	5.2	4.0	2.3	0.9	0.5	0.8	4.7	7.6	7.4			
Avg. Stride Freq. [Hz]	2.1	2.5	2.5	2.5	2.4	2.4	2.4	2.5	2.5	2.4			
Avg. Stride Length [m]	5.4	6.6	6.5	6.5	6.7	6.7	6.7	6.7	6.7	6.7			



- [] Ranking at each section and finish
- .-.- No data available at this section
- NA No data available



Horse/Jockey Name	Evrynow'n'then
Final Rank	6
Fastest Section Time (Section)	0:08.67 (Overall)
Top Speed [km/h] (Section)	60.6 (1800m)
Race State	Finished



Aquis Park Gold Coast Poly QLD Professional

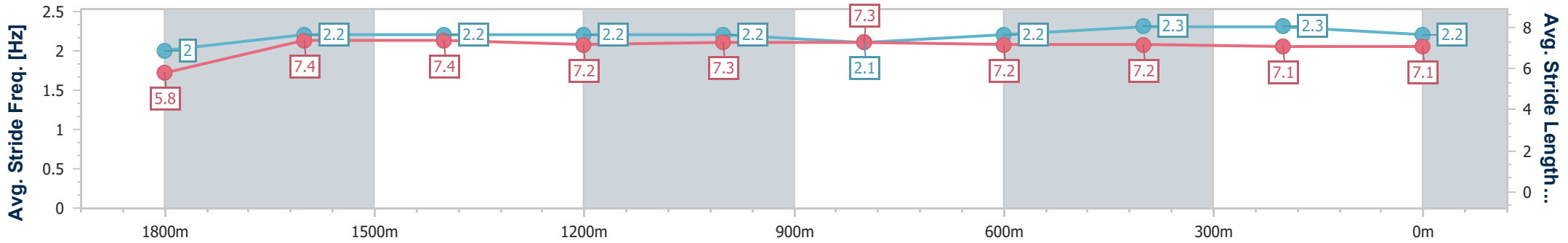
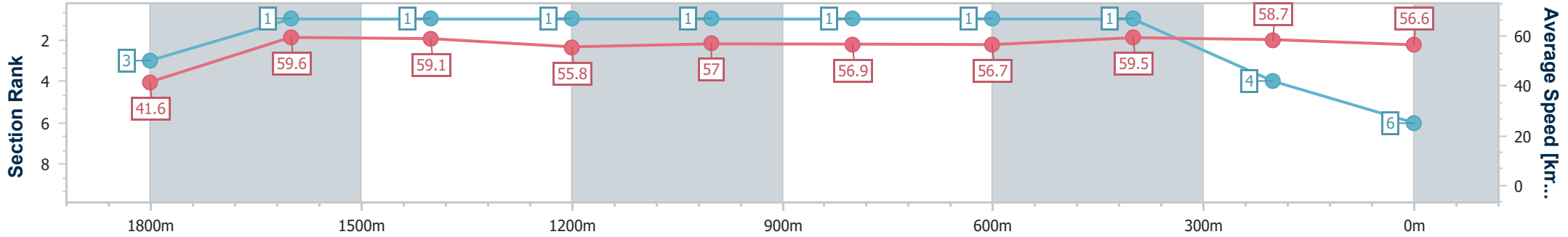
Race 2: ACCLAIM AIR INSTALLATION BM60 Handicap - 1900m



02 December 2023 - 12:54

Track Rating: Synthetic, Weather: Fine, Rail Position: True

Section	Overall	1800m	1600m	1400m	1200m	1000m	800m	600m	400m	200m
Section Times	2:01.16 [6] (0:08.67)	1:52.49 [3] (0:12.20)	1:40.29 [1] (0:12.25)	1:28.04 [1] (0:12.68)	1:15.36 [1] (0:12.60)	1:02.76 [1] (0:12.59)	0:50.17 [1] (0:12.70)	0:37.47 [1] (0:12.24)	0:25.23 [1] (0:12.40)	0:12.83 [4] (0:12.83)
Average Speed [km/h]	41.6	59.6	59.1	55.8	57.0	56.9	56.7	59.5	58.7	56.6
Top Speed [km/h]	57.6	60.6	60.5	58.3	58.5	57.5	58.6	60.0	59.8	57.3
Avg. Dist. to Rail [m]	9.2	5.4	0.5	2.4	2.4	1.8	1.1	2.3	4.2	4.6
Avg. Stride Freq. [Hz]	2.0	2.2	2.2	2.2	2.2	2.1	2.2	2.3	2.3	2.2
Avg. Stride Length [m]	5.8	7.4	7.4	7.2	7.3	7.3	7.2	7.2	7.1	7.1



- [] Ranking at each section and finish
- .-.- No data available at this section
- NA No data available



Horse/Jockey Name	Ronlee Gal
Final Rank	7
Fastest Section Time (Section)	0:08.97 (Overall)
Top Speed [km/h] (Section)	61.1 (600m)
Race State	Finished



Aquis Park Gold Coast Poly QLD Professional

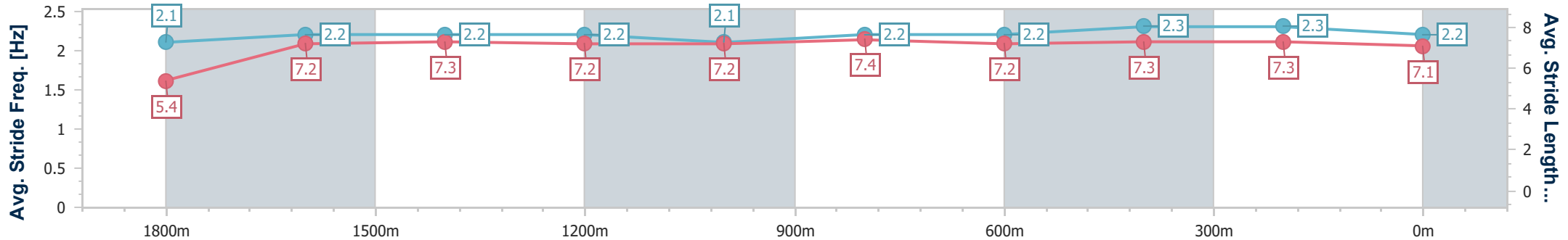
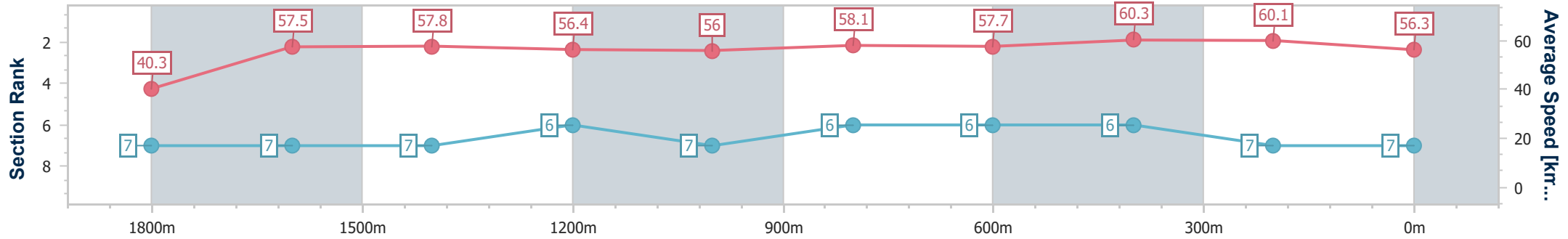
Race 2: ACCLAIM AIR INSTALLATION BM60 Handicap - 1900m



02 December 2023 - 12:54

Track Rating: Synthetic, Weather: Fine, Rail Position: True

Section	Overall	1800m	1600m	1400m	1200m	1000m	800m	600m	400m	200m
Section Times	2:01.60 [7] (0:08.97)	1:52.63 [7] (0:12.58)	1:40.05 [7] (0:12.48)	1:27.57 [7] (0:12.63)	1:14.94 [6] (0:12.87)	1:02.07 [7] (0:12.27)	0:49.80 [6] (0:12.45)	0:37.35 [6] (0:12.31)	0:25.04 [6] (0:12.19)	0:12.85 [7] (0:12.85)
Average Speed [km/h]	40.3	57.5	57.8	56.4	56.0	58.1	57.7	60.3	60.1	56.3
Top Speed [km/h]	55.4	59.1	58.4	58.1	58.5	59.2	59.7	61.1	61.0	59.2
Avg. Dist. to Rail [m]	3.5	2.6	0.4	1.6	2.2	2.7	1.6	4.8	8.1	7.8
Avg. Stride Freq. [Hz]	2.1	2.2	2.2	2.2	2.1	2.2	2.2	2.3	2.3	2.2
Avg. Stride Length [m]	5.4	7.2	7.3	7.2	7.2	7.4	7.2	7.3	7.3	7.1



- [] Ranking at each section and finish
- .-.- No data available at this section
- NA No data available